

**1st Half Yearly Monitoring Report of 2011-12 of
NABAKRUSHNA CHOUDHURY CENTRE FOR
DEVELOPMENT STUDIES, BHUBANESWAR,
ODISHA (Monitoring Institution)**

On

Mid-Day Meal Scheme for the State of ODISHA

(for the period of 1st October 2011 to 31st March 2012)

DISTRICTS COVERED

- 1. DHENKANAL**
- 2. KENDRAPARA**
- 3. BALASORE**
- 4. BHADRAK**
- 5. JAJPUR**

Study sponsored by

**Department of Elementary Education and Literacy,
Ministry of Human Resource Development Government of
India**

Report prepared by

Dr. Prasanta Kumar Acharya
Nodal Officer for Monitoring MDM Scheme, Odisha



शिक्षा का अधिकार



**सर्व शिक्षा अभियान
सब पढ़ें सब बढ़ें**

ACKNOWLEDGEMENT

This report has been prepared for the State of Odisha revealing the progress of the Mid-Day Meal (MDM) programme during 2011-12. The facts depicting the operation of the MDM programme have been examined and analyzed especially pertaining to the implementation of MDM at school level during the period from 24-11-2011 to 25-4-2012. The data used in this report have been gathered from the sample respondents like teachers, Head Teachers, SHG members, community leaders, students etc. from the sample schools of Dhenkanal, Kendrapara, Balasore, Bhadrak and Jajpur Districts. We are thankful to all of them.

We are also grateful to the SPD and his staff of OPEPA and the DPCs and their staffs of Dhenkanal, Kendrapara, Balasore, Bhadrak and Jajpur Districts for their kind cooperation to complete the study.

Our Director, Prof. R. K. Panda has extended necessary cooperation in completing this study. We are therefore grateful to him.

We express our deep sense of gratitude to the Ministry of Human Resource Development for providing grant and guidelines to undertake the monitoring activities in Odisha State,

We express our thankfulness to Shri K. Girija Shankar, Senior Consultant (Monitoring) SSA, Technical Support Group (TSG), EDCIL, New Delhi who has consistently supported the entire team to write the report as per the prescribed half yearly monitoring format.

We also express our sincere thanks to Shri S. Rath, Administrative Officer, Shri D. Sahoo, PA to Director and other official staff, namely Shri P. K. Mohanty, Shri P. K. Mishra, Shri P. K. Mallia Shri S. Sahoo and Mrs. A. P. Panda for their kind cooperation in completing the work in time.

We are also thankful to Mr. T. K. Dash and Mr. R. N. Sahoo, the Computer Operators, for taking the pain and pleasure of typing the entire report in computer.

We hope that the findings of this report will be useful to various people concerned with funding, planning, implementation and research of the MDM programme.

Dr. P. K. Acharya

Contents

Sl. No.	Title	Page Number
1.	Acknowledgement	ii
2.	General Information	iv
3.	Executive Summary of all the District Reports of MDM	v
4.	List of Abbreviations	xi
5.	Photos	xii
6.	Chapter -- 1 Report for District – 1 (Dhenkanal)	1 - 40
7.	Chapter – 2 Report for District – 2 (Kendrapara)	41- 79
8.	Chapter – 3 Report for District – 3 (Balasore)	80 – 115
9.	Chapter – 4 Report for District – 4 (Bhadrak)	116 – 151
10.	Chapter – 5 Report for District – 5 (Jajpur)	152 – 187
11.	Chapter – 6 Major Issues and Policy Recommendations	188 - 193
12.	Chapter – 7 Comments given by SPO	194 - 208

1. General Information

Sl. No.	Information	Details
1	Period of the report	1-10-11 to 31-3-12
2	No. of Districts allotted	05
3	Districts' name	Dhenkanal, Kendrapara, Balasore, Bhadrak, Jajpur
4	Month of visit to the Districts / Schools (Information is to be given district wise i.e. District 1, District 2, District 3 etc)	Dist. 1 (Dhenkanal): 24-11-11 to 30-11-11 Dist. 2 (Kendrapara): 2-12-11 to 15-12-11 Dist. 3 (Balasore): 26-3-12 to 3-4-12 Dist. 4 (Bhadrak): 9-4-12 to 18-4-12 Dist. 5 (Jajpur): 19-4-12 to 25-4-12
5	Total number of elementary schools (primary and upper primary to be counted separately) under SSA in the Districts Covered by MI (Information is to be given district wise i.e. District 1, District 2, District 3 etc.)	Dist. 1 (Dhenkanal): 1735 Dist. 2 (Kendrapara): 2262 Dist. 3 (Balasore): 3112 Dist. 4 (Bhadrak): 2043 Dist. 5 (Jajpur): 2677
6	Number of elementary schools monitored (primary and upper primary to be counted separately) Information is to be given for district wise i.e District 1, District 2, District 3 etc)	Dist. 1 (Dhenkanal): 40 Dist. 2 (Kendrapara): 40 Dist. 3 (Balasore): 40 Dist. 4 (Bhadrak): 40 Dist. 5 (Jajpur): 40
7	Number of schools visited by Nodal Officer of the Monitoring Institute	Dist. 1 (Dhenkanal): Dist. 2 (Kendrapara): Dist. 3 (Balasore): Dist. 4 (Bhadrak): Dist. 5 (Jajpur):
8.	Whether the draft report has been shared with the SPO : YES / NO	Yes
9..	After submission of the draft report to the SPO whether the MI has received any comments from the SPO: YES / NO	Yes
10.	Before sending the reports to the GOI whether the MI has shared the report with SPO: YES / NO	Yes

Executive Summary of all the District Reports of MDM

1. Dhenkanal District:

- ❖ Hot Cooked meal is served in all sample schools. Since 1-9-11, only in 07 schools MDM service has been interrupted for a few days for reasons like rice shortage, fuel shortage, rainfall etc.
- ❖ Out of every hundred enrolled children only 80 children are taking MDM because 13 are not coming to school and 07 go home to take home-made food or eat home made tiffin.
- ❖ There are some schools, it is found that the amount of rice actually cooked is less than the amount of rice that should be cooked as per the MDM norm and is very less than the amount of rice shown in the MDM register as has been utilized. At Ranjagola UPS, for instance 164 children came to school on 24-11-11 and 103 took MDM (40 P + 63 UP). As per the MDM norm, 13 kg. 450 gm. Of rice should be cooked. But only 10 kg. of rice was cooked and 21 kg. 200gm of rice was shown in MDM register as utilized.
- ❖ Food-grains are received regularly by all most all of the schools but some have got 1 to 5 kg less supply of rice per 50 kg. bag.
- ❖ Only 26 out of the 40 sample schools have received 01 month's extra food-grains but only 60 per cent of the schools have received the food-grains at school point. Food-grain quality has been good in all cases.
- ❖ Cooking cost has not been received regularly in advance by any school.
- ❖ Social equity is seen everywhere relating to cooking, serving and seat arrangement for MDM.
- ❖ Weekly menu is displayed in 38 schools and all 40 sample schools serve variety of food items as per the prescribed menu.
- ❖ Children are happy with both quality and quantity of food items in most of the schools.
- ❖ Healthcare and supplementary nutrient facilities are very rare. Health card is found in 29 schools but does not exist health related data.
- ❖ Cooks and Helpers do not get remuneration of Rs.1000/- per month. In majority of schools, they belong to weaker sections.
- ❖ Pucca kitchen-cum-store has been constructed in many schools but are used in only 08 schools for both cooking and storing purposes. 18 schools do not use the constructed pucca kitchen for cooking and 17 schools do not use it for storing for reasons like space shortage, ventilation problem fear of theft etc.
- ❖ 35 schools have potable drinking water facility. 22 schools have adequate cooking utensils but none has storing utensils.

- ❖ In most of the schools, children wash hands and utensils before and after eating. They also partake meals in an orderly manner.
- ❖ Parents / SMCs / PRI supervise MDM occasionally but a roster for MDM supervision is not maintained.
- ❖ Community in many schools has expressed satisfaction over the quantity of MDM served and has felt that MDM contributes to raise child attendance and general health.
- ❖ Inspection visits of MDM officials is very rare.

2. Kendrapara District:

- ❖ Hot Cooked meal is served in all sample schools. Since 1-9-11, in 18 schools MDM service has been interrupted for a few days for various reasons such as fuel shortage, lack of cooking cost, rainfall, rice shortage.
- ❖ Out of every hundred enrolled children only 74 children are taking MDM because 22 are not coming to school and 04 go home to take food or eat home made tiffin.
- ❖ Excess utilization of rice and eggs shown in MDM register.
- ❖ Excess amount of rice and dal is cooked and shown in MDM register and taken away by cook and Helper.
- ❖ Food-grains are received regularly by most of the schools but some have got 2 to 06 kg less supply of rice per 50 kg. bag.
- ❖ 29 out of the 40 sample schools have received 01 month's extra food-grains and most of the schools have received the food-grains at school point. Food-grain quality has been good in almost all cases.
- ❖ Cooking cost has not been received regularly in advance by any school.
- ❖ Social equity is seen everywhere relating to cooking, serving and seat arrangement for MDM.
- ❖ Weekly menu is displayed in 23 schools. But all schools serve variety of food items every day.
- ❖ Children are happy with both quality and quantity of food items in almost all schools.
- ❖ Healthcare and supplementary nutrient facilities are very rare.
- ❖ Cooks and Helpers do not get remuneration regularly in most of the schools every month. In most of the schools, they belong to weaker sections. They have not got the remuneration of Rs. 1000/- per month as per the GoI norm.
- ❖ Pucca kitchen-cum-store has been constructed in about half of the schools but most of them are not used either for cooking or for storing purpose only. In some schools MDM is cooked in school verandah or in an open place.

- ❖ 37 out of 40 schools have potable drinking water facility. Majority of the schools have adequate cooking utensils but none has storing utensils.
- ❖ In almost all schools, children wash hands and utensils before and after eating. They also partake meals in an orderly manner in all schools.
- ❖ Parents / SMCs / PRI supervise MDM occasionally but a roster for MDM supervision is not maintained in any school.
- ❖ Community in many schools has expressed satisfaction over the quantity of MDM served and has felt that MDM contributes to raise child attendance and general health.
- ❖ Inspection visits of MDM officials is very rare.

3. Balasore District:

- ❖ Hot Cooked meal is served in all sample schools. Since 1-9-11, only in 05 schools MDM service has been interrupted for a few days owing to reasons like – rice shortage, lack of cooking cost in advance, very less attendance etc.
- ❖ Out of every hundred enrolled children, 45 children are taking MDM because 53 are not coming to school and 02 go home to take home-made food. Many children do not come to school after the annual examination.
- ❖ Food-grains are received regularly by majority of the schools but some have got 1 to 08 kg less supply of rice per 50 kg. bag. The HT is compelled to sign on the receipt to have receive 50 kg. of rice per 50 kg. bag.
- ❖ 38 out of 40 sample schools have received 01 month's extra food-grains and almost all of the schools have received the food-grains at school point. Food-grain quality has been good in almost all schools.
- ❖ Cooking cost has never been received by in advance any school regularly. It takes 1 month to 4 months time to get it.
- ❖ Social equity is seen everywhere relating to cooking, serving and seat arrangement for MDM.
- ❖ Weekly menu is displayed in 38 out of the 40 sample schools. Different food items are served everyday in all schools.
- ❖ Children are happy with both quality and quantity of food items in almost all schools.
- ❖ Healthcare and supplementary nutrient facilities are very rare.
- ❖ Cooks and Helpers do not get remuneration of Rs.1000/- per month. In almost all schools, they belong to weaker sections. They get Rs.600/- and Rs.400/- per month respectively.

- ❖ Pucca kitchen-cum-store has been constructed in about three-fourth of the schools but are not used either for cooking or for storing purpose in 40 per cent schools. Some schools cook in open place / school verandah and store in classroom.
- ❖ 38 out of the 40 sample schools have potable drinking water facility. About one-third of the schools have adequate cooking utensils but none has storing utensils.
- ❖ In most of the schools, children wash hands and utensils before and after eating. They also partake meals in an orderly manner in all schools.
- ❖ Parents / SMCs/ PRI supervise MDM occasionally but a roster for MDM supervision is not maintained.
- ❖ Community in many schools has expressed satisfaction over the quantity of MDM served and has felt that MDM contributes to raise child attendance and general health.
- ❖ Inspection visits of MDM officials is very rare.

4. Bhadrak District:

- ❖ Hot Cooked meal is served in all sample schools. Since 1-9-11, only in 05 schools MDM service has been interrupted for a few days for reasons like cooking cost shortage, rice shortage and illness of Helper etc.
- ❖ Out of every hundred enrolled children only 59 children are taking MDM because 40 are not coming to school and 01 goes home to take home-made food.
- ❖ NGO providing MDM claims utilization of food grains as per the enrollment strength and not as per the attendance.
- ❖ NGO provides MDM to rural schools and also to urban schools having kitchen. Thus GoI norm is violated by the District.
- ❖ NGO never keeps the MDM register at school point for verification by any supervision staff.
- ❖ At N.C. High School children of class IX and X are also taking MDM.
- ❖ At Bhadrak Urdu PS, some children do not attend school but come at recess time to take MDM to home.
- ❖ Food-grains are received regularly by most of the schools but many have got 2 to 10 Kg. less supply of rice per 50 Kg. bag.
- ❖ Most of the schools have received 01 month's extra food-grains and have received the food-grains at school point. Food-grain quality has been good in 33 schools.
- ❖ Cooking cost has never been received in advance regularly in any school. It takes even 01 month to 04 months time to get it.

- ❖ Social equity is seen in all schools relating to cooking, serving and seat arrangement for MDM.
- ❖ Weekly menu is displayed at a visible place in 34 out of 40 sample schools. Different food items are served everyday in 37 schools. The NGO do not provides MDM as per the weekly menu to schools where they supply the food. Egg is not provided.
- ❖ Children are happy with both quality and quantity of food items in most of the schools.
- ❖ Healthcare and supplementary nutrient facilities are very rare.
- ❖ Cooks and Helpers do not get remuneration regularly in most of the schools every month. In most of schools, they belong to weaker sections.
- ❖ Pucca kitchen-cum-store has been constructed in about half of the sample schools but are not used either for cooking or for storing purpose in many of them. Some schools cook in school verandah or open space and store in classroom.
- ❖ Almost all schools have potable drinking water facility. Only 25 per cent of the schools have adequate cooking utensils but none has storing utensils.
- ❖ In most of the schools, children wash hands and utensils before and after eating and also partake meals in an orderly manner.
- ❖ Parents / SMCs / PRI supervise MDM occasionally but a roster for MDM supervision is not maintained.
- ❖ Community in many schools has expressed satisfaction over the quantity of MDM served and has felt that MDM contributes to raise child attendance and general health.
- ❖ Inspection visits of MDM officials is very rare.

5. Jajpur District:

- ❖ Hot Cooked meal is served in all sample schools. Since 1-9-11 to MI's visit day, in 19 schools MDM service has been interrupted for a few days for reasons like rice shortage, bad weather, illness of Cook etc.
- ❖ Out of every hundred enrolled children only 45 children are taking MDM because 52 are not coming to school and 03 go home to take home-made food or eat home-made tiffin.
- ❖ Food-grains are received regularly by 30 out of the 40 sample schools but 26 have got 1 to 10 kg less supply of rice per 50 kg. bag.
- ❖ 28 out of the 40 sample schools have received 01 month's extra food-grains but most of the schools have received the food-grains at school point. Food-grain quality has been good in all cases.

- ❖ Cooking cost has never been received in advance every month regularly by any school. It takes even 01 month to 04 months time to get it.
- ❖ Social equity is seen in almost all schools relating to cooking, serving and seat arrangement for MDM.
- ❖ Weekly menu is displayed in 38 out of the 40 sample schools. Different food items are served everyday in all schools.
- ❖ Children are happy with both quality and quantity of food items in most of the schools.
- ❖ Healthcare and supplementary nutrient facilities are very rare. Health card is not maintained in any school.
- ❖ Cooks and Helpers do not get remuneration regularly in most of the schools every month. In most of schools, they belong to weaker sections. They also do not get remuneration as per the GoI norm of Rs.1000/- per month.
- ❖ Pucca kitchen-cum-store has been constructed in 34 of the 40 sample schools but is not used either for cooking or for storing purpose in 20 of them. Some schools cook in school verandah, open space or thatched house and store in classroom.
- ❖ Almost all schools have potable drinking water facility. Only 11 of the 40 sample schools have adequate cooking utensils but none has storing utensils.
- ❖ In most of the schools, children wash hands and utensils before and after eating and also partake meals in an orderly manner.
- ❖ Parents / SMCs / PRI supervise MDM occasionally but a roster for MDM supervision is not maintained.
- ❖ Community in many schools has expressed satisfaction over the quantity of MDM served and has felt that MDM contributes to raise child attendance and general health.
- ❖ Inspection visits of MDM officials is very rare.

LIST OF ABBREVIATIONS

1	AIE	=	Alternative and Innovative Education
2	BLS	=	Building less School
3	BRC	=	Block Resource Centre
4	BRCC	=	Block Resource Centre Coordinator
5	CRC	=	Cluster Resource Centre
6	CRCC	=	Cluster Resource Centre Coordinator
7	DI	=	District Inspector
8	DIET	=	District Institute for Educational Training
9	DISE	=	District Information System for Education
10	DLS	=	Dilapidated School
11	DPC	=	District Project Coordinator
12	DPO	=	District Project Office
13	DRG	=	District Resource Group
14	ECCE	=	Early Childhood Care and Education
15	EGS	=	Education Guarantee Scheme
16	MCS	=	Model Cluster School
17	MI	=	Monitoring Institution
18	NCDS	=	Nabakrushna Choudhury Centre for Development Studies
19	NPS	=	New Primary School
20	NUEPA	=	National University of Educational Planning and Administration
21	NUPS	=	New / Nodal Upper Primary School
22	PAB	=	Project Approval Board
23	PMIASE	=	P.M Institute of Advanced Study in Education
24	RD	=	Rural Development
25	RP	=	Resource Person
26	SCERT	=	State Council for Educational Research and Training
27	SSA	=	Sarva Shiksha Abhiyan
28	SS	=	Shiksha Sahayak
29	TC	=	Technical Consultant
30	TLE	=	Teaching Learning Equipment
31	TLM	=	Teaching Learning Materials
32	UC	=	Utilization Certificate
33	VEC	=	Village Education Committee
34	NPEGEL	=	National Programme of Education for Girls at Elementary Level

Photos



Display of MDM logo at K. C. Jena NUPS, Jaipur District



Display of MDM logo at Rameswar PS, Jaipur District



Display of MDM logo at Talia Majhisahi PPS, Jaipur Dist.



Display of MDM Menu at Givindpur UGUPS, Balasore Dist



Display of MDM Menu at Saptasajya UPS, Dhenkanal District



Excess MDM cooked at Nangamahalla Urdu Girls PS, Bhadrak District



Excess MDM provided by NGO at Gabasahi Adivasi Colony PS, Bhadrak District



Gabasahi Adivasi Colony PS, Bhadrak District visited by the N.O. with NGO Secretary providing MDM



Gender and social equity in sitting arrangement for MDM at Dangapal UPS, Dhenkanal District



Height and weight measurement at Govindpur PPS, Dhenkanal District



Height and weight measurement at Similia PS, Dhenkanal District

SCHOOL FEEDING PROGRAMME UNDER MID-DAY MEAL

Name of the School- GABA SAHI ADIVASI COLONY PRY SCHOOL Code No. 18
 Month- DEC'11
 Name of the PIA- DAMODAR JEW SEVAYATAN Gaba Sahi Housing Board Colony, Bhadrak

Date	Rice	Menu	Ramants/ Holidays
	Q. Kg. Gm		
	138.400		
OB	138.400		
Receipt	138.400		
Total	138.400	As per menu fixed	
Expenditure	138.400		
Balance	7.500		
1	7.700	RICE & DALMA	THURSDAY
2	7.700	RICE & SOYA BARI CURRY	FRIDAY
3	7.700	RICE & EGG CURRY	SATURDAY
4	7.700	RICE & DALMA	SUNDAY
5	7.700	RICE & SOYA BARI CURRY	MONDAY
6	7.700	RICE & EGG CURRY	TUESDAY
7	7.700	RICE & DALMA	WEDNESDAY
8	7.700	RICE & SOYA BARI CURRY	THURSDAY
9	7.700	RICE & EGG CURRY	FRIDAY
10	7.700	RICE & DALMA	SATURDAY
11	7.700	RICE & SOYA BARI CURRY	SUNDAY
12	7.700	RICE & EGG CURRY	MONDAY
13	7.700	RICE & DALMA	TUESDAY
14	7.700	RICE & SOYA BARI CURRY	WEDNESDAY
15	7.700	RICE & EGG CURRY	THURSDAY
16	7.700	RICE & SOYA BARI CURRY	FRIDAY
17	7.700	RICE & DALMA	SATURDAY
18	7.700	RICE & SOYA BARI CURRY	SUNDAY
19	7.700	RICE & EGG CURRY	MONDAY
20	7.700	RICE & DALMA	TUESDAY
21	7.700	RICE & SOYA BARI CURRY	WEDNESDAY
22	7.700	RICE & EGG CURRY	THURSDAY
23	7.700	RICE & SOYA BARI CURRY	FRIDAY
24	7.700	RICE & DALMA	SATURDAY

17/04/2012 09:06

MDM claimed as per roll strength by NGO in Bhadrak District for December 2011

SCHOOL FEEDING PROGRAMME UNDER MID- DAY- MEAL
 Name of the School - GABA SAHI ADIVASI COLONY PRY. SCHOOL Code No. 18
 Roll Strength - 77 Month - NOV'11
 Name of the PIA - DAMODAR JEW SEVAYATAN, Gaba Sahi Housing Board Colony, Bhadrak

Date	Rice		Menu	Remarks (Holidays)
	Q	Kg Gm		
	OB	100 100		
	Receipt	200 000		Diverted from Code No. 16
	Total	300 100		
	Expenditure	161 700		
	Balance	138 400		
1	77	7 700	RICE & SOYA BARI CURRY	TUESDAY
2	77	7 700	RICE & EGG CURRY	WEDNESDAY
3	77	7 700	RICE & DALMA	THURSDAY
4			RICE & SOYA BARI CURRY	FRIDAY
5			RICE & EGG CURRY	SATURDAY ODISHA BOND
6				SUNDAY
7			RICE & DALMA	MONDAY
8	77	7 700	RICE & SOYA BARI CURRY	TUESDAY
9	77	7 700	RICE & EGG CURRY	WEDNESDAY
10			RICE & DALMA	THURSDAY
11	77	7 700	RICE & SOYA BARI CURRY	FRIDAY
12	77	7 700	RICE & EGG CURRY	SATURDAY
13				SUNDAY
14	77	7 700	RICE & DALMA	MONDAY
15	77	7 700	RICE & SOYA BARI CURRY	TUESDAY
16	77	7 700	RICE & EGG CURRY	WEDNESDAY
17	77	7 700	RICE & DALMA	THURSDAY
18	77	7 700	RICE & SOYA BARI CURRY	FRIDAY
19			RICE & EGG CURRY	SATURDAY
20				SUNDAY
21	77	7 700	RICE & DALMA	MONDAY

MDM claimed as per roll strength by NGO in Bhadrak District for November 2011

SCHOOL FEEDING PROGRAMME UNDER MID- DAY- MEAL
 Name of the School - GABA SAHI ADIVASI COLONY PRY. SCHOOL Code No. 18
 Roll Strength - 77 Month - SEPT'11
 Name of the PIA - DAMODAR JEW SEVAYATAN, Gaba Sahi Housing Board Colony, Bhadrak

Date	Rice		Menu	Remarks (Holidays)
	Q	Kg Gm		
30.08.2011	OB	231 000		
29.09.2011	Receipt	184 800		
	Total	415 800		
	Expenditure	177 100	As per menu fixed	
	Balance	238 700		
1				THURS DAY GARESH PUJA
2				FRIDAY NUAKHAI
3	77	7 700	RICE & EGG CURRY	SATURDAY
4				SUNDAY
5	77	7 700	RICE & DALMA	MONDAY
6	77	7 700	RICE & SOYA BARI CURRY	TUESDAY
7	77	7 700	RICE & EGG CURRY	WEDNESDAY
8	77	7 700	RICE & DALMA	THURSDAY
9	77	7 700	RICE & SOYA BARI CURRY	FRIDAY
10	77	7 700	RICE & EGG CURRY	SATURDAY
11				SUNDAY
12	77	7 700	RICE & DALMA	MONDAY
13	77	7 700	RICE & SOYA BARI CURRY	TUESDAY
14	77	7 700	RICE & EGG CURRY	WEDNESDAY
15	77	7 700	RICE & DALMA	THURSDAY
16	77	7 700	RICE & SOYA BARI CURRY	FRIDAY
17	77	7 700	RICE & EGG CURRY	SATURDAY
18				SUNDAY
19	77	7 700	RICE & DALMA	MONDAY
20	77	7 700	RICE & SOYA BARI CURRY	TUESDAY
21	77	7 700	RICE & EGG CURRY	WEDNESDAY

MDM claimed as per roll strength by NGO in Bhadrak District for September 2011

Students attendance in November 2011 in Class V at Gabasahi Adivasi Colony PS, Bhadrak District

DHENKANAL DISTRICT

Introduction:

Dhenkanal District is located in the central region of ODISHA State. It has 1735 number of schools covered under SSA (DISE 2009). The District office concerned with MDM scheme is located at Dhenkanal town. In order to implement MDM activities, District as well as Block level officials have been engaged. Besides, the teachers, SMC members and PRI members are also allowed to supervise the MDM scheme at school level. As per the MDM guidelines, rice is provided to the SHG/SMC who prepares and provides MDM purchasing dal, egg, mealmakers, vegetables and fuel. Each school is to get the cooking cost in advance every month and produce the expenditure statement along with vouchers to the Block office every month for release of the expenditure amount.

Procedure and criteria adopted for selection of sample schools:

As per the MoU and ToR, 40 schools have been identified in discussion with the DPO staffs of Sarva Shiksha Abhiyan of the District on 21-11-11 for monitoring of MDM activities at school level. The guidelines mentioned in the ToR have been followed for school selection. The 40 schools include 8 urban schools and 32 rural schools. The school wise details of criteria basing upon which the sample schools have been identified have been reflected in the DPO's **letter no. 3344 dtd. 21-11-11** placed at page **39**. Out of the 40 sample schools, 15 are primary schools (PS) and the rest upper primary schools (UPS). Each of the 40 sample schools has been visited by 01 of the members of the monitoring team who has spent 01 full day at the school to collect the MDM related data as per the format prescribed by the MHRD, GoI. The Nodal Officer has also visited one-third of the 40 sample schools as per the ToR. The data have been obtained by interacting with children, teachers, cook, helper, SHG/SMC/NGO

providing MDM at school point and by observing the process of MDM preparation, storage and distribution. The data then have been cross-checked, cleaned and tabulated for analysis in respect of different aspects of the MDM scheme.

Mid-Day Meal Scheme:

(i)	Name of the Monitoring Institution	NCDS
(ii)	Period of the report	1-10-2011 to 31-03-2012
(iii)	Name of the District	DHENKANAL
(iv)	Date of visit to the Districts/Schools	24-11-11 to 30-11-11

1.	<u>REGULARITY IN SERVING MEAL:</u> Whether the school is serving hot cooked meal daily? If there was interruption, what was the extent and reasons for the same?	Students, Teachers & Parents
-----------	---	---

The MI has visited 40 schools and has found that hot cooked meal is served in every school. In only 07 of these schools since 1-9-11 provision of MDM has been stopped for some days (for school wise details, see Table 1.1 at page 18). In Khankar Ambasahi NUPS, MDM has not been served for 05 days that is two days from 3-9-11 to 5-9-11 and three days between 12-10-11 to 14-10-11 because of fuel shortage and SHG negligence respectively. In Gengutia PS, there has been 06 days interruption of MDM service from 14-11-11 to 19-11-11 and one day on 21-11-11 owing to lack of rice. In case of Gobindpur PPS, MDM was stopped for 01 day on 02-9-11 due to rainfall. There are even 13 days of MDM disruption in Nuagaon UPS that is from 13-11-11 to 18-11-11, 21-11-11 to 23-11-11, 5-11-11 to 26-11-11 and 28-11-11 to 29-11-11. The cause of the said interruption is due to lack of rice and is, in fact, found to be highest days of discontinuance in the District. In Tarava UPS, the same cause of rice shortage is also noticed to be of 13 days. MDM disruption that occurred from 14-11-11 to 18-11-11, 20-11-11 to 23-11-11, 25-11-11 to 26-11-11 and 28-11-11 to 30-11-11, is found to be second highest days of MDM interruption in the District. There is another school, named Ranja UPS, where due to village functions there has been 02 days interruption of MDM provision to children from 19-9-11 to 20-11-11. In Bapujee UPS, MDM was stopped for two days on 5-9-11 and 8-9-11 because of rainfall and village function respectively. The above findings reveal that lack of rice is the only cause of MDM interruption in 03 out of the 07 schools where MDM was not served for some days since 1-9-11 till end of Nov.2011. When enquired at school level of these 03 schools, it was revealed that the Block Office could not supply rice and hence the 03 schools could not serve MDM to children for some days as mentioned in Table 1.1.

2.	<u>TRENDS:</u>		School level registers, MDM Registers Head Teachers, Schools level MDM functionaries / Observation of the monitoring team.	
	Extent of variation (As per school records vis-à-vis Actuals on the day of visit)			
	No.	Details		On the day of visit
	i.	Enrollment		6328
	ii.	No. of children opted for MDM		6329
	iii.	No. of children attending the school on the day of visit		5521
iv.	No. of children availing MDM as per MDM Register	5128		
v.	No. of children actually availing MDM on the day of visit	5041		

In the 40 sample schools, 6328 children had been enrolled and for all of them MDM provision has been made by the government. On the date of MI's visit to these schools, 5521 (87.2%) children had attended the schools. As per the MDM register, MDM has been cooked for 5128 (81%) children but 5041 (79.7%) of them had taken MDM. In all 40 schools except the Sansailo Sevashram School, some children had not attended the school on the day of visit of MI. The teachers could not say correctly the reasons for which those children had remained absent from school. There is neither any process nor any mechanism followed in each school and the District to record the reasons for non-attendance of the children. No systematic measure has been taken by the SMC to raise the percentage of attendance of children. Further, the District has not taken any step to identify the cases of double / fake enrollment and delete their names from the students' attendance register. In our MDM report for the 2nd half year of 2010-11, the State had been requested to make a study on students' absenteeism and take appropriate measures but it appears that the District has not taken such steps.

In addition, 7.5% children who had attended the schools, had not taken MDM. These children belong to 09 schools (Table 2.1 at page 19). In 02 of these schools, MDM was not cooked due to lack of rice, for which reason the children could not eat MDM. In other 07 schools, some children did not take MDM for varied reasons. For instance, in Ranjagola Govt. UPS, Harmohan Pradhan of Class V, Debasis Prusty of Class VI and Kulu Nayak of Class-V could not eat MDM because they had not brought their utensils to receive MDM on the day. In the same school, Subasis Sahoo of Class VI, Tapaswini Samal of Class IV and Lulu Sahoo of Class VI preferred to eat at home. Such reasons are also noticed in other schools relating to non-consumption of MDM by children despite attendance in the school. In schools where such reasons are found, the teachers or SMC do not motivate the children to eat MDM

together with other children. The school gates are not closed during the time of recess to prevent children to go home to take food. Some schools do not have utensils like stainless steel tray and glass to provide the children to eat. Consequently, some children fail to eat MDM in absence of utensils where as some children go home to bring utensils to eat MDM. Owing to latter situation, children take time beyond the recess hour for consumption of MDM.

There are some schools (Table 2.1) where the number of children for whom MDM was cooked as per the MDM register is more than the number of children actually availed MDM. For instance in Ranjagola Govt. UPS, MDM was cooked for 164 children as per the MDM register, but actually 103 children availed MDM, these 103 children included 40 primary children and 63 upper primary children. As per the MDM norm of the state, 13 kg. 450 gm. rice was to be cooked but actually 10kg of rice was cooked and as per the MDM register it was shown that rice of 21` kg. 200 gm. had been cooked for 164 children (68 primary + 96 upper primary). Thus less than half of the amount of rice shown in MDM registered had been cooked. This evidence reveals the occurrence of 02 issues:

(1) Less amount of rice is cooked than what has been shown in the MDM register and (2) less amount of rice is cooked than what is required for the children as per the MDM norm. In case of Rajmohanpur NUPS, 111 children (54 primary + 57 upper primary) had consumed MDM for whom as per the MDM norm 13kg 950gm. rice was to be cooked but the school had cooked 16 kg. of rice and shown in MDM register to have cooked 18.3 kg. of rice for 148 children (78 P + 70 UP). Here, third issue is found that is (3) more amount of rice is cooked than what is required as per the MDM norm (Table 2.1).

<p><u>REGULARITY IN DELIVERING FOOD GRAINS TO SCHOOL LEVEL:</u> (i) Is school receiving food grain regularly? If there is delay in delivering food grains, what is the extent of delay and reasons for the same?</p>	<p>School level registers, MDM Registers, Head Teacher, School level MDM functionaries.</p>
---	--

3.

Out of the 40 sample schools, 30 schools have received rice regularly since 1-9-11 (For school wise details, see Table 3.1 at page 20). In case of 10 schools the reason of delay is found to be either official or unknown to the functionaries. Extent of delay in receiving foodgrains is normally found to be within 01 to 03 months except few cases of 07 to 15 days delay. Dal, vegetable, mealmaker and eggs are procured from local markets. There is only delay in supply of rice to all these schools.

(ii) Is buffer stock of one-month's requirement is maintained?	School level registers, MDM Registers, Head Teacher, School level MDM functionaries
There is a buffer stock of one month's requirement of rice in 26 out of the 40 sample schools (For school wise details see, Table 3.1).	
(iii) Is the quantity of food grains supplied as per the marked / indicated weight?	
In 24 out of 40 sample schools, rice has been supplied less than the marked weight of the bag (i.e. 50kg). Rice has been received less up to an amount of 1 to 5 kg. per 50 kg. bag (for school wise details see Table 3.1). The Block / District officers have not taken appropriate measures to address this problem. The schools receiving less amount of rice complain that they are compelled to give signature on the receipt to have received 50 kg. of rice per bag. Further, teachers are compelled to receive the rice in such cases.	
(iv) Is the food grains delivered at the school?	School level registers, MDM Registers, Head Teacher, School level MDM functionaries
Rice is delivered at schools in 37 out of 40 sample schools. In case of 02 schools, rice is delivered at SHG houses and in case of 01 school, it is delivered at the nearest UPS, (For school wise details, see Table 3.1). In case of Ranjagola Govt. UPS and Batagaon UPS, although the school has a kitchen-cum-store, for fear of theft, the SHG receives rice and keep at SHG house. In case of Shyamcharanpur PS, the school has constructed a tube well using the grant given for constructing the kitchen-cum-store and hence there is no store to keep rice. Rice is therefore kept at Gopabandhu Collegepada UPS.	
(v) Is the quality of food grain good?	
In all 40 sample schools, the rice received has been of good quality. (For school wise details, see Table 3.2 at page 21).	
4.	<p><u>REGULARITY IN DELIVERING COOKING COST TO SCHOOL LEVEL:</u></p> <p>(i) Is school receiving cooking cost in advance regularly? If there is delay in delivering cooking cost what is the extent of delay and reasons for it?</p> <p>School level registers, MDM Registers, Head Teacher, School level MDM functionaries.</p>

	<p>Not a single out of the 40 sample schools so far has received the cooking cost in advance regularly. The extent of delay of receiving the cooking cost ranges from 1 week to 2 months. The main reasons of delay are noticed to be: (1) official delay, (2) voucher not submitted, and (3) revolving fund not fully utilized (For school wise details, see Table 4.1 at page 22). For 21 schools, the Block office has not released the cooking cost in advance regularly despite receiving the Utilization Certificate every month from the schools owing to shortage of staff. Furthermore, to many schools the cooking cost advance has been released to their bank account with no written intimation for which months the advance has been released. Hence at school point, no record is available in respect of the months for which the cooking cost advance has been received. The Head Teachers of Batagaon UPS, Bhaliakan Majhipal PS, Khankar Ambasahi NUPS, Gengutia PS and Barada PS have mentioned that they do not get any letter from the Block Office / District Nodal Office of MDM mentioning the months for which the cooking cost advance has been released to their MDM bank account. In view of this, they face difficulty in maintaining the MDM accounts properly.</p>	
	<p>(ii) In case of delay, how schools manage to ensure that there is no disruption in the feeding programme?</p>	<p>School level registers, MDM Registers, Head Teacher, School level MDM functionaries.</p>
	<p>In case of delay, the cooking cost is managed from SHG fund (09 schools), the HM's own fund (18 schools), revolving fund (05 schools), SMC president's own fund (02 schools and village people (01 school). (For school wise details, see Table 4.1 at page 22).</p>	
	<p>(iii) Is cooking cost paid by Cash or through banking channel?</p>	<p>School level registers, MDM Registers, Head Teacher, School level MDM functionaries.</p>
	<p>The cooking cost has been received only through E-transfer in all schools. (For school wise details, see Table 4.1).</p>	
<p>5.</p>	<p><u>SOCIAL EQUITY:</u> Did you observe any gender or caste or community discrimination in cooking or serving or seating arrangements?</p>	<p>Observations</p>
	<p>In all sample 40 schools, the MI has not noticed any discrimination in cooking, serving and sitting arrangement for MDM basing upon gender, caste or community (For school wise details, see Table 5.1 at page 23).</p>	
<p>6.</p>	<p><u>VARIETY OF MENU:</u> (i) Has the school displayed its weekly menu, and is it able to adhere to the menu displayed?</p>	<p>Observations and discussion with children teachers, parents, VEC members, Gram Panchayat members and cooks.</p>

	<p>38 out of the 40 sample schools have displayed their weekly menu at a visible place. This menu has been prepared by the State Government and strictly followed by 40 sample schools where MDM is prepared everyday as per the given weekly menu. (For school wise details, see Table 6.1 at page 24).</p>	
	<p>(ii) Is there variety in the food served or is the same food served daily?</p>	<p>Observations and discussion with children teachers, parents, VEC members, Gram Panchayat members and cooks.</p>
	<p>In all of the 40 sample schools different food items are provided to children daily. The food items have been decided by the State Government keeping in view the nutritional requirement of the children.</p>	
	<p>(iii) Does the daily menu include rice / wheat preparation, dal and vegetables?</p>	<p>Observations and discussion with children teachers, parents, VEC members, Gram Panchayat members and cooks.</p>
	<p>In all 40 sample schools, the daily menu includes rice and vegetables every day. Dal is part of daily menu 02 days a week in all schools. Wheat is not given at all (For school wise details, see Table 6.1). In all 40 sample schools, rice and vegetables are served daily.</p>	
7.	<p><u>QUALITY & QUANTITY OF MEAL:</u> Feedback from children on a) Quality of meal:</p>	<p>Observations of Investigation during MDM service</p>
	<p>In 39 out of 40 sample schools, children have appreciated the quality of rice and in 38 schools, children have appreciated the quality of curry and dal (For school wise details, see Table 7.1 at page 25). In Jawahar NUPS, the children have reported that rice and dal were of bad quality some times. Rice often had a few stones and dal was very dilute. In Bapuji UPS, the children had also said that the dal was very dilute.</p>	
	<p>b) Quantity of meal:</p>	<p>Observations of Investigation during MDM service</p>
	<p>In all of the 40 sample schools, children have appreciated the quantity of rice but in 38 schools, they have appreciated the quantity of dal / curry served to them (For schoolwise status see Table 7.1). In Parbatia PS and Patrabhag Sevashram School, less quantity of soyabin badi and vegetable are used to prepare curry.</p>	
	<p>c) {If children were not happy Please give reasons and suggestions to improve.}</p>	<p>Observations of Investigation during MDM service</p>
	<p>See description of items 7 (a) and (b) above.</p>	
8.	<p><u>SUPPLEMENTARY:</u> (i) Is there school Health Card maintained for each child?</p>	<p>Teachers, Students, School Record</p>

In 28 out of the 40 sample schools, health cards are available for the children (For school wise details, see Table 8.1 at page 26). But it contains information of the children relating to name, height and weight in some schools. Data relating to illness and health are also not recorded in schools where health check up programme has been conducted for the children. But in Durga Prasad UPS, all health related data have been mentioned in the Health cards of all children.

(ii) No. of times health check up of children done since 1-4-2011.

Health check up of children has been done in 30 schools since 1-4-2011. Among them it has been done only once in 17 schools, 2 times in 10 schools, 3 times in 2 schools and 4 times in only 1 school. The rest 10 schools are yet to get the health check up benefit (for school wise details, see Table 8.1). Thus health check up of children is not regularly done. Malnutrition cases are not recorded. MI's study at Rajmohanpur UPS on 24-11-11 reveals that out of the 27 Class V children, 25 are malnourished that includes 03 severely malnourished children, 13 moderately malnourished children and 09 mildly malnourished children. From among the 36 Class VII children of this school, 33 are malnourished that includes 03 severely malnourished children, 18 moderately malnourished children and 12 mildly malnourished children. MI's study at Similia PS on 29-11-11 among the 39 Class V students points out that 29 are malnourished. From among them, 02 are severely malnourished, 14 are moderately malnourished and 13 are mildly malnourished. At Govindpur UPS, the MI's study has unravelled that out of the 33 class V children checked on 29-11-11, 29 are malnourished, this includes 02 severely malnourished children; 11 moderately malnourished children; and 16 mildly malnourished children (For details, see Tables 15.1, 15.2, 15.3 and 15.4 at page 35 to 38).

(iii) Whether children are given micronutrients (Iron, folic acid, vitamin – A dosage) and deworming medicine periodically?

Teachers, Students, School Record

In none of the 40 sample schools, iron tablets, Vitamin A tablets have been given periodically (Table 8.1, page*). In only 03 schools, deworming tablets have been given periodically since 1-4-11. The tablets are not given to the needy children and the dosages are not need based, despite the observation that majority of children are malnourished.

(iv) Who administers these medicines and at what frequency?

Teachers, Students, School Record

The medicines have been provided by the State Government.

(v) No. of times these medicines have been given since 1-4-2011.

Medicines have been given once in 17 schools, twice in 07 schools, thrice in 01 school, 04 times in 01 school and not given in rest 14 schools. (Table 8.1)

9.	<u>STATUS OF COOKS:</u>		Observations and discussion with children teachers, parents, VEC members, Gram Panchayat members and cooks.
	(i) Who cooks and serves the meal? (Cook/helper appointed by the Department or Self Help Group, or NGO or Contractor)		
	Out of the 40 sample schools, Cook and Helper have been engaged by SHG in 17 schools and in 22 schools by SMC (For school wise details, see Table 9.1 at page 27).		
	(ii) Is the number of Cooks and Helpers engaged as per Govt. of India norms?	Observations and discussion with children teachers, parents, VEC members, Gram Panchayat members and cooks.	
	As per the Government of India norms (vide, Lr. F. No. 5-1 / 2010-MDM-2-1 Govt. of India, MHRD, Department of School and Mass Education and Literacy, MDM Division Dt: 30-04-2010), 01 Cook-cum-Helper shall be engaged to a school up to 25 students. 02 Cook-cum-Helpers for schools having 26 to 100 students. And 01 additional Cook-cum-Helper is to be engaged for every addition of 100 students. This norm is not followed in Odisha. On the other hand, irrespective of the student strength, a school has 01 or 02 Cooks and 01 or 02 Helpers (For school wise details, see Table 9.1 at page 27). However, out of the 40 sample schools, only 10 schools have the required number of Cook and Helper as per the GoI norm (For school wise details, see Table 9.1).		
	(iii) What is remuneration paid to cooks/helpers?	Observations and discussion with children teachers, parents, VEC members, Gram Panchayat members and cooks.	
The Cook is paid Rs.600/- per month and the Helper is paid Rs.400/- per month in all sample schools. (For school wise details, see Table 9.1). As per the State Govt's commitment in the 2011 PAB meeting, the Cook/Helper is to get Rs 1000/- per month and the state has taken a decision to provide it.			
(iv) Are the remuneration paid to cooks/helpers regularly?	Observations and discussion with children teachers, parents, VEC members, Gram Panchayat members and cooks.		
In all 40 sample schools the Cooks and Helpers are not getting their remuneration regularly. In 07 schools, they have got their remunerations with a delay of 06 months. In case of 03 schools, passbook was not available and the rest 30 schools did not maintain the correct information on remuneration details (For school wise details, see Table 9.1). It goes against the current MDM rules of the State which says that the Cook and Helper will get their remuneration every month regularly. It was observed that the District/Block office for MDM does not inform in writing the number of months for which salary was released. The Cook and Helper in some schools have got no letter relating to the months for which they have got their salary. They have received the salary in their passbook but do not know for which months they have got it.			

	(v) Social Composition of cooks /helpers? (SC/ST/OBE/Minority)	Observations and discussion with children teachers, parents, VEC members, Gram Panchayat members and cooks.
	In 34 out of the sample 40 schools, the Cook belongs to SC/ ST/ OBC/ minority community. In 33 schools, the Helper belongs to SC/ST/OBC/minority community (For school wise details, see Table 9.1). Thus employment facility is given to the backward communities on priority.	
10.	INFRASTRUCTURE: 1) Is a pucca kitchen shed-cum-store: (a) Constructed and in use (b) Constructed but not in use under (c) Under construction (d) Sanctioned, but constructed not started (e) Not sanctioned Any other (specify)	School records, discussion with head teacher, teacher, VEC, Gram Panchayat members.
	All 40 sample schools have got the sanction of pucca kitchen shed. In 08 schools, the pucca kitchen shed-cum-store that has been constructed is in use for both cooking and storing. In 18 schools, it is constructed but not in use for cooking. In 17 schools it is constructed but is not used for storing. In 02 schools, the pucca kitchen-cum store is under construction whereas in 01 school it is sanctioned but the construction work has not yet been started (For school wise details, see Table 10.1 at page 28).	
	2. Construction grant received under which scheme?	
	All the schools who have got the sanction for constructing the kitchen-cum-store have got it under the MDM or SSA scheme (For school wise details, see Table 10.1).	
	3. Reason for not using the constructed kitchen-cum-store for cooking and storing	
The constructed kitchen-cum-store is not used for cooking because of space shortage (08 schools); smoke/ventilation problem (05 schools); kitchen used as classroom/office/store (01 school) and no provision for hearth (04 schools). Further, the same is not used for storing because of space shortage (08 schools), fear of theft (06 schools) and other reasons (03 schools) (For schools wise details, see Table 10.1). The MI has observed that the kitchen constructed out of Rs. 60,000/- is of very small size. The cooking space available is further reduced because cooking slab has been made and is not used for cooking, Gas chulla is not provided. MDM is cooked in a hearth. The kitchen is not made suitable for hearth based cooking and hence is not used for cooking in many schools especially with a higher students strength. In case of Shyma Charanpur PS, the kitchen construction grant has been utilized for making tube well at school and hence the school lacks a kitchen and MDM is cooked in the house of an SMC member.		

11.	In case the pucca kitchen shed is not available, where is the food being cooked and where are the food grains/other ingredients being stored.	Discussion with head teacher, teacher, VEC, Gram Panchayat members, Observation
	<p>There are 21 out of the 40 sample schools where pucca kitchen is not used for cooking MDM. Out of these, in 01 school MDM is cooked in school verandah. In case of 18 schools, it is cooked in an asbestos/tin/tile roofed house. In another 02 schools alternative place of cooking is either as SMC member's house or hostel kitchen.</p> <p>There are 20 schools where MDM is not stored in a pucca kitchen-cum-store. In 19 schools, food grains are stored in HM's room / classroom / unused room of school/MCS room/community house. In 01 school, SHG house is the alternative place of storing (For school wise details, see Table 10.2 at page 29).</p>	
12.	Whether potable water is available for cooking and drinking purpose?	Discussion with head teacher, teacher, VEC, Gram Panchayat members, Observation
	<p>In 35 sample schools, potable water is available for cooking and drinking purpose (For school wise details, see Table 10.2).</p>	
13.	Whether utensils used for kind food are adequate?	Teachers/Organizer of MDM Programme
	<p>In 22 out of 40 sample schools, adequate utensils are available for cooking MDM (For school wise details, see Table 10.2)</p>	
14.	What is the kind of fuel used? (Gas based/ firewood etc.)	Observation
	<p>In all 40 sample schools, firewood is used as fuel. (For school wise details, see Table 10.2)</p>	
15.	<u>SAFETY & HYGIENE:</u> i. General Impression of the environment, Safety and hygiene:	Observation
	<p>In all 40 sample schools, clean and safe environment exists (For school wise details, see Table 11.1 at page 30). Every day the school campus and classrooms are cleaned by the students before the children go for a prayer.</p>	
	ii. Are children encouraged to wash hands before and after eating	observation
	<p>In 34 out of 40 sample schools, children are encouraged by the teachers to wash hands using soap and water both before and after eating MDM. (For school wise details, see Table 11.1). In many schools, the Health Minister/Food Minister of the school cabinet guides the children to soap to wash hands and utensils.</p>	
	iii. Do the children partake meals in an orderly manner?	observation

	<p>In all the 40 sample schools children are seen to partake MDM in an orderly manner (Table 11.1). The orderliness is managed by teachers and the school cabinet formed by the children.</p>	
	<p>iv. Conservation of water?</p>	<p>Observation</p>
	<p>In 37 out of the 40 sample schools, children are found to conserve water while washing hands and utensils (For school wise details, see Table 11.1).</p>	
	<p>v. Is the cooking process and storage of fuel safe, not posing any fire hazard?</p>	<p>observation</p>
	<p>In all 40 sample schools, cooking and storage places are found to be safe from any fire hazard (Table 11.1).</p>	
16.	<p>COMMUNITY PARTICIPATION:</p>	
	<p>1) Extent of participation by Parents/ VECs /Panchayats /Urban bodies in daily supervision, monitoring, participation</p>	<p>Discussion with head teacher, teacher, VEC, Gram Panchayat members</p>
	<p>In all 40 sample schools, parents supervise and monitor the MDM (everyday in 06 schools and occasionally in the rest 34 schools). In all 40 sample schools SMC have supervised and monitored MDM (everyday in 17 schools & occasionally in 23 schools). PRI/ULB have supervised and monitored MDM occasionally in 23 schools and have not at all supervised MDM in 07 schools (For schools wise details, see Table 12.1, page 31).</p>	
	<p>2) Any roster maintained by community for supervision of MDM?</p>	
	<p>In all 40 schools roster is not maintained for supervising MDM. (Table 12.1).</p>	
	<p>3) (a) opinion of community on quantity of MDM per child at primary level</p>	
	<p>In 02 of 40 sample schools, the community has opined that the quantity of MDM per child at primary level is poor (For school wise details, see Table 12.2 at page 32). The community has particularly said this in respect of the dal.</p>	
	<p>(b) Opinion of community on quantity of MDM per child at upper primary level.</p>	
	<p>In 01 of the 25 sample Upper Primary schools, the community has opined that the quantity of MDM per child at upper primary level is poor in respect of dal (For school wise details, see Table 12.2 at page 32).</p>	
	<p>(c) Overall impression of MDM programme.</p>	
<p>In none of the 40 schools, the overall impression of community on MDM is average (Table 12.2). Community has appreciated the weekly menu and the policy of providing hot cooked meal everyday.</p>		
<p>(d) From where do you know about MDM.</p>		
<p>The community has known about MDM from various sources like TV, news paper, radio, and teacher. (For school wise details, see Table 12.2).</p>		

17.	INSPECTION & SUPERVISION Has the mid day meal programme been inspected by any state/district/block level officers/officials?	School records, discussion with head teacher, teachers, VEC, Gram Panchayat members
	<p>Since 01-04-11, in 09 schools the Block level officers have inspected the MDM programme. The State level officers and District level officers have visited 02 and 07 schools respectively (For school wise details, see Table 13.1 at page 33). In 05 cases, these officers have given written remarks regarding MDM. The MDM supervision is inadequate in absence of Cluster Level Nodal Officers for MDM. The Block Level Nodal Officer for MDM is the SI of schools. The District Level Nodal Officer is the DI of School, Both of them do not find enough time for regular supervision of MDM at school point. The State has not engaged the CRCCs as the Cluster Nodal Officers for MDM, and hence they do not supervise MDM during their visits to schools.</p>	
18.	IMPACT Has the mid day meal improved the enrollment, attendance of children in school, general well being (nutritional status) of children? Is there any other incidental benefits due to serving cooked meal in schools.	School records, discussion with head teacher, teachers, students, VEC, Gram Panchayat members.
	<p>In 38 out of 40 sample schools, parents, teachers and students have opined that MDM has improved students' enrollment and attendance. In 37 schools they have opined that MDM has improved general health of children. In 33 schools they have opined that MDM has improved nutritional status of children (For school wise details, see Table 14.1 at page 34)</p>	

Major Issues:

- 1. Issue of non-provision of MDM on working days.**
 - Limited to 07 out of 40 sample schools for reasons like rice shortage, fuel shortage, rainfall etc.

- 2. Issue of 13.8% of the enrolled children not coming to school and hence unable to take MDM.**
 - Some children are either long absentees or have not at all come to school since 1-4-11.
 - The reason may be fake enrollment or enrollment in more than one school.

- 3. Issues of children (7.5%) denying to take MDM although have attended the school.**
 - The quantum of such children has been found only in 09 out of the 40 sample schools.
 - The reasons are many: (1) children going to home to take food; (2) children not eating owing to lack of utensils; and (3) children eating home-made tiffin or snacks purchased from market.

- 4. Issue of less amount of rice being cooked than what has been shown in the MDM register.**

- 5. Issue of less amount of rice being cooked than what is required as per the MDM norm.**

- 6. Issue of not releasing cooking cost in advance regularly**
 - No school has got the cooking cost in advance by the first week of every month regularly.
 - The reasons are: (1) delayed or no submission of vouchers and expenditure statement by SHG/SMC to the Block office, and (2) delay by the Block Officers to release the cooking cost in advance every month.

- 7. Issue of engaging Head Teachers in managing MDM**

The Head Teachers and teachers in some schools are compelled under the following circumstances to procure and manage MDM.

 - SMC members take plea that they do not have time to manage MDM but urge that children should get MDM everyday and request the Head Teachers to manage MDM.
 - In the event of delay in payment of advance cooking cost, some SHGs are not willing to manage MDM utilizing their own fund.

- 8. Less and irregular payment of remuneration to Cook and Helper.**
- Cooks and Helpers of all schools are paid much less than the Government of India norm of Rs. 1,000/- per month and are not regularly paid every month.
- 9. Issue of no health check up and no provision of Vit A, iron tablets and de-worming tablets.**
- Health check up has been done in a very limited schools. Vit. A, iron tablets and de-worming tablets are not given to children regularly. Large number of malnourished children are found but they are not getting the required nutritional care.
- 10. Issue of no use of pucca kitchen shed-cum-store.**
- There are schools where pucca kitchen shed-cum-store has been constructed under the SSA / MDM scheme but in 18 of them, it is not used for cooking or in 17 of them it is not used for storing purposes. The reasons are varied from school to school but the main three of them are space shortage, fear of theft and smoke problem.
- 11. Issue of inadequate availability of cooking utensils.**
- 22 out of the 40 sample schools face difficulty in cooking and serving MDM due to inadequate availability of cooking utensils.
- 12. Issue of lack of supervision and monitoring of MDM**
- The management of MDM is not properly monitored and supervised by the concerned officers at all levels and this has yielded gross mismanagement of MDM. Food grains are supplied less than the weighted amount. Food grains are not timely supplied. MDM is cooked for children who do not eat it. The constructed pucca kitchen shed-cum-store is not utilized for cooking and storing. Cook and Helper do not receive their remuneration regularly every month. Cooking cost advance is not released to school regularly every month.
- 13. Issue of lack of proper weighing system for measuring the weight of food grains and vegetables and the weight of children.**
- In none of the 40 sample schools, weight of children is measured to know their nutritional status. Similarly, the weight of food grains and vegetables is not accurately measured. It is roughly assessed.

Suggestions:

1. Rice stock availability at school be recorded every month and accordingly the required amount of rice be supplied with only 01 month of buffer stock.
2. Physical verification of the enrolled children at every school be made and the cases of fake/multiple enrollment be identified and quashed out.
3. Eating utensils be made available at each school. MDM food items be made more tasty with provision of more quantum of dal and vegetables per child per day. School gate may be closed during recess hours and children be motivated to eat MDM together with other children. Neat and clean dinning space be provided so that the children will like to eat in a safe place throughout the year. Each school be provided with a pucca dinning hall having vitrified tiled floor, sitting space as per enrollment strength, safe drinking water facility, and facility for washing utensils and hands with soap and water.
4. Each school be instructed to identify, at morning prayer class every day, the children who would opt for taking MDM and the MDM be cooked only for them.
5. The Head Teachers, SHGs and SMCs may be given onsite support relating to timely submission of vouchers and expenditure statement to the Block Office. Adequate supporting staff may be provided to facilitate the Block office in releasing the advance cooking cost regularly by the 1st week of every month.
6. The District / Block Nodal Officer for MDM be instructed to ensure non-involvement of Head Teacher / Teacher in procurement / management of MDM as per the MDM norm.
7. No Head Teacher/ teacher be made accountable for any kind of discrepancy or stoppage in the management or procurement of MDM.
8. The roles of SMC, SHG and teachers relating to MDM management be displayed in flex board in a visible place in school for generating awareness as well as transparency of MDM rules.
9. Each Cook/ Helper be posted as Cook-cum-Helper and be paid Rs.1000/- per month as remuneration. The Govt. of India norm relating to posting of the number of Cook-cum-Helper as per the student strength of school be adopted soon.

10. The State should take steps to cover all elementary schools under the NRHM scheme for regular health check up and provision of vit. A, iron and de-worming tablets to the needy children.
11. For each kitchen shed-cum-store, a chimney may be constructed for release of smoke. Shelves may be prepared for storage of food grains and fire wood inside the kitchen shed-cum-store using the maintenance grant. In case of schools having more than 100 children, additional grant may be given for construction of 01/ 02 more pucca kitchen shed-cum-stores depending upon the enrollment strength of the school.
12. Schools having inadequate cooking utensils may be given some grant to procure the required cooking utensils.
13. The supervision and monitoring system needs to be strengthened with documentation of feedback data received by the supervisory and monitoring officers in prescribed formats. The CRCCs be engaged as the Cluster Nodal Officer for MDM with a responsibility to supervise and monitor the MDM activities at schools.
14. Each school may be provided with a digital weighing machine for utilizing it to weigh the food grains/vegetables to be used for cooking and also to take weight measurement of the children to assess their nutritional status.
15. Each school may be given a separate grant to purchase steel-made storage bins to keep the food grains in safe custody. This may be released depending upon the enrollment strength of school.
16. Each school may be given a separate grant for purchasing eating utensils like steel-made tray and glass for the students as per the enrollment strength of school.

DHENKANAL TABLES

1. Regularity in Serving Meal:

Table 1.1: Schoolwise status on regularity in serving meal since 1-9-11

Sl. No.	School name	Hot cooked meal served daily	If no, what is served?	Period of school days (total no.) when meal was not served	Reasons for not serving hot cooked meal
1	Ranjagola Govt UPS	Yes	-	Nil	-
2	Rajmohanpur NUPS	Yes	-	Nil	-
3	Kalingapal Nodal UPS	Yes	-	Nil	-
4	Gandanali UPS	Yes	-	Nil	-
5	Joranda Nodal UPS	Yes	-	Nil	-
6	Joranda Patna PS	Yes	-	Nil	-
7	Dadhisinga PS	Yes	-	Nil	-
8	Khankar Ambasahi NUPS	Yes	-	3-9-11, 5-9-11(2 days) 12-10-11 to 14-10-11(3 days)	Lack of fuel Negligence of SHG
9	Bhaliakan Majhipal PS	Yes	-	Nil	-
10	Dangapal UPS	Yes	-	Nil	-
11	Batagaon UPS	Yes	-	Nil	-
12	Gengutia PS	Yes	-	14-11-11 to 19-11-11&21-11-11(6 days)	Lack of rice
13	Barada PS	Yes	-	Nil	-
14	Sansailo SS	Yes	-	Nil	-
15	Gapabandhu collegepada UPS	Yes	-	Nil	-
16	Gajamara UPS	Yes	-	Nil	-
17	Amalapada PS	Yes	-	Nil	-
18	Shyamacharanpur PS	Yes	-	Nil	-
19	Sambhu Gopal PS	Yes	-	Nil	-
20	Similia PS	Yes	-	Nil	-
21	Kutunia PS	Yes	-	Nil	-
22	Kanteiolia UPS	Yes	-	Nil	-
23	Gobindpur PPS	Yes	-	2-9-11(1 day)	Rainfall
24	Jawahar NUPS	Yes	-	Nil	-
25	Siaria UPS	Yes	-	Nil	-
26	Kandhapada UPS	Yes	-	Nil	-
27	Kaimati PS	Yes	-	Nil	-
28	Nagiapasi UPS	Yes	-	Nil	-
29	Durga Prasad UPS	Yes	-	Nil	-
30	Nuagaon UPS	Yes	-	13-11-11 to 18.11.11, 21.11.11 to 23.11, 25.11.11 to 26.11.11, 28.11.11 to 29.11.11(13 days)	Lack of rice
31	Radhadei pur UPS	Yes	-	Nil	-
32	Saptasajya UPS	Yes	-	Nil	-
33	Parbatia PS	Yes	-	Nil	-
34	Tarva UPS	Yes	-	14-11-11 to 18.11.11, 20.11.11 to 23.11.11, 25.11.11 to 26.11.11, 28.11.11 to 30.11.11(13 days)	Lack of rice
35	Ranja UPS	Yes	-	19.11.11 to 20.11.11 (2 days)	Village function
36	Banasaingh (A) UPS	Yes	-	Nil	-
37	Patrabhag SS	Yes	-	Nil	-
38	Tentulipatana UPS	Yes	-	Nil	-
39	Haridapasi PS	Yes	-	Nil	-
40	Bapujee UPS	Yes	-	5-9-11 and 8-9-11 (2 days)	Rainfall , Village function

*1) No. of schools that served MDM with interruption = 07

2) No. of schools where MDM service was stopped due to lack of rice supply = 03

2. Trends:

Table 2.1: Schoolwise status on trends of MDM consumption

Sl. No.	School name	No. of children enrolled	No. of children opted for MDM	No. of children attended school on visit day of MI	No. of children availed MDM as per MDM Register	No. of children actually availed MDM on visit day of MI	No. of children availed MDM on the day previous to the visit day of MI	Amount of rice cooked as per MDM register	Amount of rice actual cooked	Amount of rice to be cooked as per actual no. of children consumed MDM
1	Ranjagola Govt UPS	176	176	164	164	103	163	21.2	10	13.45
2	Rajmohanpur NUPS	154	154	148	148	111	150	18.3	16	13.95
3	Kalingapal Nodal UPS	215	215	191	191	191	196	-	-	-
4	Gandanali UPS	179	179	167	167	167	168	20	20	20.0
5	Joranda Nodal UPS	232	232	190	190	190	212	25.5	25.5	25.5
6	Joranda Patna PS	181	181	162	162	162	175	16.2	16.2	16.2
7	Dadhisinga PS	97	97	82	82	82	94	8.2	8.2	8.2
8	Khankar Ambasahi NUPS	260	260	196	196	196	220	22.4	22.5	22.4
9	Bhaliakan Majhipal PS	51	51	48	48	48	50	4.8	4.8	4.8
10	Dangapal UPS	309	309	224	224	241	223	29.3	29.5	31
11	Batagaon UPS	46	46	36	36	35	42	5.4	5.4	3.250
12	Gengutia PS	110	110	93	93	93	-	9.3	9.3	9.3
13	Barada PS	180	180	154	154	154	159	-	-	-
14	Sansailo SS	191	191	191	191	191	191	21.35	20	21.350
15	Gapabandhu collegepada UPS	156	157	111	86	86	102	10.4	10	10.550
16	Gajamara UPS	106	106	104	104	104	-	13.55	10.3	13.550
17	Amalapada PS	67	67	52	52	52	59	5.5	5.5	5.200
818	Shyamacharanpur PS	40	40	19	19	19	19	-	-	-
19	Sambhu Gopal PS	58	58	38	38	38	35	3.8	3.8	3.8
20	Similia PS	175	175	156	135	135	156	13.5	13.5	13.5
21	Kutunia PS	98	98	75	75	75	88	7.5	7.5	7.5
22	Kanteiolia UPS	109	109	95	95	95	89	10.9	10.9	10.9
23	Gobindpur PPS	182	182	152	152	150	90	15.2	15.2	15.0
24	Jawahar NUPS	169	169	143	143	140	132	18.2	18.2	17.850
25	Siaria UPS	166	166	150	150	150	121	-	-	-
26	Kandhapada UPS	114	114	102	102	102	114	12.2	12.2	12.2
27	Kaimati PS	164	164	151	151	151	144	15.2	15.2	15.2
28	Nagiapasi UPS	142	142	122	122	122	127	15.05	15.05	15.05
29	Durga Prasad UPS	169	169	161	161	161	155	-	-	-
30	Nuagaon UPS	156	156	136	-	-	-	-	-	-
31	Radhadei pur UPS	238	238	226	226	226	228	27.8	27.8	27.800
32	Saptasajya UPS	181	181	169	169	169	168	20.95	20.95	20.950
33	Parbatia PS	104	104	102	102	102	100	-	-	-
34	Tarva UPS	243	243	204	-	-	-	-	-	-
135	Ranja UPS	284	284	269	269	269	270	33.8	33.8	33.8
36	Banasaingh (A) UPS	219	219	176	176	176	176	21.6	21.6	21.6
37	Patrabhag SS	188	188	180	180	180	186	18.0	18	18.6
38	Tentulipatana UPS	131	131	131	131	131	131	-	-	-
39	Haridapasi PS	63	63	56	56	56	57	-	-	-
40	Bapujee UPS	225	225	195	188	188	104	22.3	21	22.3
	Total =	6328	6329	5521	5128	5041	4894			

*1) % of children attended school = 87.2 %

2) % of children availed MDM as per MDM register on visit day of MI= 81 %

3) % of children actually availed MDM on visit day of MI= 79.7 %

3. Regularity in Delivering Food Grains to School Level:

Table 3.1: Schoolwise status on delivery of food gains

Sl. No.	School name	Receivin g food grains regularl y	Extent of delay in receivin g food grains	Reasons of delay	Buffer stock of one month's need is kept	Quantity of food grains supplied as per the marked weight	Approxim ate kg. less supply per 50 kg. bag Rice	Food grain is delivered at
1	Ranjagola Govt UPS	Yes	-	-	Yes	No	2 kg	SHG
2	Rajmohanpur NUPS	Yes	-	-	Yes	No	3kg	School
3	Kalingapal Nodal UPS	Yes	-	-	No	No	4 kg	School
4	Gandanali UPS	Yes	-	-	Yes	No	4 kg	School
5	Joranda Nodal UPS	Yes	-	-	Yes	No	2 kg	School
6	Joranda Patna PS	Yes	-	-	No	Yes	-	School
7	Dadhisinga PS	Yes	-	-	Yes	No	2 kg	School
8	Khankar Ambasahi NUPS	Yes	-	-	Yes	No	2 kg.	School
9	Bhaliakan Majhipal PS	Yes	-	-	Yes	No	2 kg.	School
10	Dangapal UPS	Yes	-	-	Yes	Yes	-	School
11	Batagaon UPS	Yes	-	-	Yes	No	5 kg	SHG
12	Gengutia PS	No	7 days	Can't say	No	No	4 kg	School
13	Barada PS	Yes	-	-	No	No	3 kg	School
14	Sansailo SS	Yes	-	-	No	Yes	-	School
15	Gapabandhu collegepada UPS	Yes	-	-	Yes	Yes	-	School
16	Gajamara UPS	Yes	-	-	Yes	Yes	-	School
17	Amalapada PS	Yes	-	-	No	No	4 kg	School
18	Shyamacharanpur PS	Yes	-	-	Yes	No	2 kg	Nearest UPS (Gapabandhu Collegepada UPS)
19	Sambhu Gopal PS	Yes	-	-	Yes	No	3 kg	School
20	Similia PS	No	10 days	Can't say	Yes	Yes	-	School
21	Kutunia PS	Yes	-	-	Yes	No	2 kg	School
22	Kanteiolia UPS	Yes	-	-	Yes	No	1 kg	School
23	Gobindpur PPS	Yes	-	-	Yes	No	2.5 kg	School
24	Jawahar NUPS	Yes	-	-	Yes	Yes	-	school
25	Siaria UPS	Yes	-	-	Yes	No	2 kg	School
26	Kandhapada UPS	Yes	-	-	No	No	3 kg	School
27	Kaimati PS	Yes	-	-	Yes	Yes	-	School
28	Nagiapasi UPS	Yes	-	-	Yes	Yes	-	School
29	Durga Prasad UPS	Yes	-	-	Yes	Yes	-	School
30	Nuagaon UPS	No	14 days	Official delay	No	No	3 kg	School
31	Radhadei pur UPS	No	15 days	Can't say	No	Yes	-	School
32	Saptasajya UPS	No	1 month	Official delay	No	No	2 kg	School
33	Parbatia PS	No	1 month	Official delay	No	No	2 kg	School
34	Tarva UPS	No	13 days	Official delay	No	No	2 kg	School
35	Ranja UPS	Yes	-	-	Yes	Yes	-	School
36	Banasaingh (A) UPS	No	45 days	Official delay	No	Yes	-	School
37	Patrabhag SS	No	3 months	Stock available at school	Yes	Yes	-	School
38	Tentulipatana UPS	No	2 months	Can't say	No	No	2 kg	School
39	Haridapasi PS	Yes	-	-	Yes	Yes	-	School
40	Bapujee UPS	Yes	-	-	Yes	Yes	-	School

*1) No. of schools getting food grains regularly= 30

2) No. of schools having 01 month's extra food grains = 26

3) No. of schools getting less supply of food grains= 24

4) Amount of rice less received per 50 kg. bag = 1- 5 kg.

5) No. of schools receiving food grains at school point= 37

Table 3.2: School wise status on quality of food gains received

Sl. No.	School name	Quality of food grains received is good	Nature of defect seen in quality of food grains
			Rice
1	Ranjagola Govt UPS	Good	-
2	Rajmohanpur NUPS	Good	-
3	Kalingapal Nodal UPS	Good	-
4	Gandanali UPS	Good	-
5	Joranda Nodal UPS	Good	-
6	Joranda Patna PS	Good	-
7	Dadhisinga PS	Good	-
8	Khankar Ambasahi NUPS	Good	-
9	Bhaliakan Majhipal PS	Good	-
10	Dangapal UPS	Good	-
11	Batagaon UPS	Good	-
12	Gengutia PS	Good	-
13	Barada PS	Good	-
14	Sansailo SS	Good	-
15	Gapabandhu collegepada UPS	Good	-
16	Gajamara UPS	Good	-
17	Amalapada PS	Good	-
18	Shyamacharanpur PS	Good	-
19	Sambhu Gopal PS	Good	-
20	Similia PS	Good	-
21	Kutunia PS	Good	-
22	Kanteolia UPS	Good	-
23	Gobindpur PPS	Good	-
24	Jawahar NUPS	Good	-
25	Siaria UPS	Good	-
26	Kandhapada UPS	Good	-
27	Kaimati PS	Good	-
28	Nagiapasi UPS	Good	-
29	Durga Prasad UPS	Good	-
30	Nuagaon UPS	Good	-
31	Radhadei pur UPS	Good	-
32	Saptasajya UPS	Good	-
33	Parbatia PS	Good	-
34	Tarva UPS	Good	-
35	Ranja UPS	Good	-
36	Banasaingh (A) UPS	Good	-
37	Patrabhag SS	Good	-
38	Tentulipatana UPS	Good	-
39	Haridapasi PS	Good	-
40	Bapujee UPS	Good	-

*1) No. of schools getting good quality of food grains = 40

4. Regularity in Delivering Cooking Cost to School Level:

Table 4.1: Schoolwise status on delivery of food gains

Sl. No.	School name	Receiving cooking cost in advance regularly	Extent of delay in getting cooking cost	Reasons of delay	Where from cooking cost is managed in case of delay in receiving it?	How is cooking cost paid?
1	Ranjagola Govt UPS	No	Nil	Official Delay	HM's own Fund	E-transfer
2	Rajmohanpur NUPS	No	1 months for Sept -11	Official Delay	SHG Fund	E-transfer
3	Kalingapal Nodal UPS	No	1 month for oct-11	Official Delay	HM's own Fund	E-transfer
4	Gandanali UPS	No	1 week for Sept & oct-11	Official Delay	HM's own Fund	E-transfer
5	Joranda Nodal UPS	No	1 week for Sep11 & Oct11	Official Delay	HM's own Fund	E-transfer
6	Joranda Patna PS	No	1 month for Sept-11 & 1 week for oct-11	-	HM's own Fund	E-transfer
7	Dadhisinga PS	No	1 month for Sept-11	Official Delay	SHG Fund	E-transfer
8	Khankar Ambasahi NUPS	No	1 month for Sept-11	Official Delay	SHG fund	E-transfer
9	Bhaliakan Majhipal PS	No	1 month for Sept-11	Official Delay	HM's own fund	E-transfer
10	Dangapal UPS	No	1 month for Sept-11	Voucher not submitted	HM's own fund	E-transfer
11	Batagaon UPS	No	1 month for Sept-11	-	HM own fund	E-transfer
12	Gengutia PS	No	1 month for Sept-11	Official Delay	HM own fund	E-transfer
13	Barada PS	No	1 month for Sept-11	Official Delay	HM's own fund/SHG fund	E-transfer
14	Sansailo SS	No	1 month for Sept-11	Official Delay	SHG fund	E-transfer
15	Gapabandhu collegepada UPS	No	2 months for Sept-11 & 1 month for oct-11	Official Delay	HM's own fund	E-transfer
16	Gajamara UPS	No	1 month for oct-11 & 2 months for Sept-11	Official Delay	HM's own fund	E-transfer
17	Amalapada PS	No	2 months for Sep 11 & 1 month for Oct 11	Revolving fund not fully utilized	Revolving fund	E-transfer
18	Shyamacharanpur PS	No	2 months for Sept-11 & 1 month for oct-11	Revolving fund not fully utilized	Revolving fund	E-transfer
19	Sambhu Gopal PS	No	2 months for Sept-11 & 1 month for oct-11	Official Delay	HM's own fund	E-transfer
20	Similia PS	No	1 month for Sept-11	Revolving fund not fully utilized	Revolving fund	E-transfer
21	Kutumia PS	No	2 months for Sept-11 & 1 month for oct-11	Official Delay	HM's own fund	E-transfer
22	Kanteiolia UPS	No	1 month for Sept-11	Official Delay	SMC president's own fund	E-transfer
23	Gobindpur PPS	No	1 month delay for Sept-11	Official Delay	HM's own fund	E-transfer
24	Jawahar NUPS	No	1 month delay for Sept-11	Official Delay	SHG fund	E-transfer
25	Siaria UPS	No	1 month delay for Sept-11	Official Delay	HM's own fund	E-transfer
26	Kandhapada UPS	No	Not known from passbook	-	SMC President's own fund	E-transfer
27	Kaimati PS	No	1 month delay for Sept-11	Revolving fund not fully utilized	Revolving fund	E-transfer
28	Nagiapasi UPS	No	Not known from Pass book	-	SHG fund	E-transfer
29	Durga Prasad UPS	No	Not known from Passbook	-	HM's fund	E-transfer
30	Nuagaon UPS	No	1 months for Sept-11	Official Delay	SHG fund	E-transfer
31	Radhadei pur UPS	No	Not known from Pass book	-	HM's own fund	E-transfer
32	Saptasajya UPS	No	Not known from Pass book	-	Village people	E-transfer
33	Parbatia PS	No	1 months for Sept-11	Revolving fund not fully utilized	Revolving fund	E-transfer
34	Tarva UPS	No	Not known from Pass book	-		E-transfer
35	Ranja UPS	No	Not known from Pass book	-		E-transfer
36	Banasaingh (A) UPS	No	1 month delay for Sept-11	Official Delay	SHG fund	E-transfer
37	Patrabhag SS	No	Not known from Pass book	-		E-transfer
38	Tentulipatana UPS	No	Not known from Pass book	-		E-transfer
39	Haridapasi PS	No	Not known from Pass book	-		E-transfer
40	Bapujee UPS	No	Not known from Pass book	-		E-transfer

- *1) No. of schools getting cooking cost in advance regularly= Nil
 2) Extent of delay in getting cooking cost = 01 Week to 2 months

5. Social Equity:

Table 5.1: Schoolwise status on gender, caste and community wise discrimination in cooking and serving MDM and seating arrangement made for children to take MDM

Sl. No.	School name	Gender discrimination			Caste discrimination			Community discrimination		
		Cooking	Serving	Seating	Cooking	Serving	Seating	Cooking	Serving	Seating
1	Ranjagola Govt UPS	No	No	No	No	No	No	No	No	No
2	Rajmohanpur NUPS	No	No	No	No	No	No	No	No	No
3	Kalingapal Nodal UPS	No	No	No	No	No	No	No	No	No
4	Gandanali UPS	No	No	No	No	No	No	No	No	No
5	Joranda Nodal UPS	No	No	No	No	No	No	No	No	No
6	Joranda Patna PS	No	No	No	No	No	No	No	No	No
7	Dadhisinga PS	No	No	No	No	No	No	No	No	No
8	Khankar Ambasahi NUPS	No	No	No	No	No	No	No	No	No
9	Bhaliakan Majhipal PS	No	No	No	No	No	No	No	No	No
10	Dangapal UPS	No	No	No	No	No	No	No	No	No
11	Batagaon UPS	No	No	No	No	No	No	No	No	No
12	Gengutia PS	No	No	No	No	No	No	No	No	No
13	Barada PS	No	No	No	No	No	No	No	No	No
14	Sansailo SS	No	No	No	No	No	No	No	No	No
15	Gapabandhu collegepada UPS	No	No	No	No	No	No	No	No	No
16	Gajamara UPS	No	No	No	No	No	No	No	No	No
17	Amalapada PS	No	No	No	No	No	No	No	No	No
18	Shyamacharanpur PS	No	No	No	No	No	No	No	No	No
19	Sambhu Gopal PS	No	No	No	No	No	No	No	No	No
20	Similia PS	No	No	No	No	No	No	No	No	No
21	Kutumia PS	No	No	No	No	No	No	No	No	No
22	Kanteolia UPS	No	No	No	No	No	No	No	No	No
23	Gobindpur PPS	No	No	No	No	No	No	No	No	No
24	Jawahar NUPS	No	No	No	No	No	No	No	No	No
25	Siaria UPS	No	No	No	No	No	No	No	No	No
26	Kandhapada UPS	No	No	No	No	No	No	No	No	No
27	Kaimati PS	No	No	No	No	No	No	No	No	No
28	Nagiapasi UPS	No	No	No	No	No	No	No	No	No
29	Durga Prasad UPS	No	No	No	No	No	No	No	No	No
30	Nuagaon UPS	No	No	No	No	No	No	No	No	No
31	Radhadei pur UPS	No	No	No	No	No	No	No	No	No
32	Saptasajya UPS	No	No	No	No	No	No	No	No	No
33	Parbatia PS	No	No	No	No	No	No	No	No	No
34	Tarva UPS	No	No	No	No	No	No	No	No	No
35	Ranja UPS	No	No	No	No	No	No	No	No	No
36	Banasaingh (A) UPS	No	No	No	No	No	No	No	No	No
37	Patrabhag SS	No	No	No	No	No	No	No	No	No
38	Tentulipatana UPS	No	No	No	No	No	No	No	No	No
39	Haridapasi PS	No	No	No	No	No	No	No	No	No
40	Bapujee UPS	No	No	No	No	No	No	No	No	No

6. Variety of Menu:

Table 6.1: Schoolwise status on MDM menu

Sl. No	School name	Weekly MDM menu displayed	MDM is prepared as per weekly menu	Who decides the menu?	Nature of food items served	Daily menu includes rice	Daily menu includes wheat	Daily menu includes dal	Daily menu includes vegetables
1	Ranjagola Govt UPS	Yes	Yes always	State govt.	Different items daily	Every day	No day	Some day	Every day
2	Rajmohanpur NUPS	Yes	Yes always	State govt.	Different items daily	Everyday	No day	Some day	Every day
3	Kalingapal Nodal UPS	Yes	Yes always	State govt.	Different items daily	Everyday	No day	Some day	Every day
4	Gandanali UPS	No	Yes always	State govt.	Different items daily	Everyday	No day	Some day	Every day
5	Joranda Nodal UPS	Yes	Yes always	State govt.	Different items daily	Everyday	No day	Some day	Every day
6	Joranda Patna PS	Yes	Yes always	State govt.	Different items daily	Everyday	No day	Some day	Every day
7	Dadhisinga PS	Yes	Yes always	State govt.	Different items daily	Everyday	No day	Some day	Every day
8	Khankar Ambasahi NUPS	Yes	Yes always	State govt.	Different items daily	Everyday	No day	Some day	Every day
9	Bhaliakan Majhipal PS	Yes	Yes always	State govt.	Different items daily	Everyday	No day	Some day	Everyday
10	Dangapal UPS	Yes	Yes always	State govt.	Different items daily	Everyday	No day	Some day	Everyday
11	Batagaon UPS	Yes	Yes always	State govt.	Different items daily	Everyday	No day	Some day	Everyday
12	Gengutia PS	Yes	Yes always	State govt.	Different items daily	Everyday	No day	Some day	Everyday
13	Barada PS	Yes	Yes always	State govt.	Different items daily	Everyday	No day	Some day	Everyday
14	Sansailo SS	Yes	Yes always	State govt.	Different items daily	Everyday	No day	Some day	Everyday
15	Gapabandhu collegepada UPS	Yes	Yes always	State govt.	Different items daily	Everyday	No day	Some day	Everyday
16	Gajamara UPS	Yes	Yes always	State govt.	Different items daily	Everyday	No day	Some day	Everyday
17	Amalapada PS	Yes	Yes always	State govt.	Different items daily	Everyday	No day	Some day	Everyday
18	Shyamacharanpur PS	No	Yes always	State govt.	Different items daily	Everyday	No day	Some day	Everyday
19	Sambhu Gopal PS	Yes	Yes always	State govt.	Different items daily	Everyday	No day	Some day	Everyday
20	Similia PS	Yes	Yes always	State govt.	Different items daily	Everyday	No day	Some day	Everyday
21	Kutunia PS	Yes	Yes always	State govt.	Different items daily	Everyday	No day	Some day	Everyday
22	Kanteiolia UPS	Yes	Yes always	State govt.	Different items daily	Everyday	No day	Some day	Everyday
23	Gobindpur PPS	Yes	Yes always	State govt.	Different items daily	Everyday	No day	Some day	Everyday
24	Jawahar NUPS	Yes	Yes always	State govt.	Different items daily	Everyday	No day	Some day	Everyday
25	Siaria UPS	Yes	Yes always	State govt.	Different items daily	Everyday	No day	Some day	Everyday
26	Kandhapada UPS	Yes	Yes always	State govt.	Different items daily	Everyday	No day	Some day	Everyday
27	Kaimati PS	Yes	Yes always	State govt.	Different items daily	Everyday	No day	Some day	Everyday
28	Nagiapasi UPS	Yes	Yes always	State govt.	Different items daily	Everyday	No day	Some day	Everyday
29	Durga Prasad UPS	Yes	Yes always	State govt.	Different items daily	Everyday	No day	Some day	Everyday
30	Nuagaon UPS	Yes	Yes always	State govt.	Different items daily	Everyday	No day	Some day	Everyday
31	Radhadei pur UPS	Yes	Yes always	State govt.	Different items daily	Everyday	No day	Some day	Everyday
32	Saptasajya UPS	Yes	Yes always	State govt.	Different items daily	Everyday	No day	Some day	Everyday
33	Parbatia PS	Yes	Yes always	State govt.	Different items daily	Everyday	No day	Some day	Everyday
34	Tarva UPS	Yes	Yes always	State govt.	Different items daily	Everyday	No day	Some day	Everyday
35	Ranja UPS	Yes	Yes always	State govt.	Different items daily	Everyday	No day	Some day	Everyday
36	Banasaingh (A) UPS	Yes	Yes always	State govt.	Different items daily	Everyday	No day	Some day	Everyday
37	Patrabhag SS	Yes	Yes always	State govt.	Different items daily	Everyday	No day	Some day	Everyday
38	Tentulipatana UPS	Yes	Yes always	State govt.	Different items daily	Everyday	No day	Some day	Everyday
39	Haridapasi PS	Yes	Yes always	State govt.	Different items daily	Everyday	No day	Some day	Everyday
40	Bapujee UPS	Yes	Yes always	State govt.	Different items daily	Everyday	No day	Some day	Everyday

*1) No. of schools displayed weekly MDM menu = 38

2) No. of schools who serves different food items everyday = 40

7. Quantity and Quality of Meal:

Table 7.1: Schoolwise status on opinion of children on quality and quantity of MDM

Sl. No.	School name	Opinion on quality of rice	Opinion on quality of dal/curry	Opinion on quantity of rice	Opinion on quantity of dal/curry	Reasons for unhappiness on quality of rice/dal/curry	Reasons for unhappiness on quantity of rice/dal/curry
1	Ranjagola Govt UPS	Happy always	Happy always	Happy always	Happy always	-	-
2	Rajmohanpur NUPS	Happy always	Happy always	Happy always	Happy always	-	-
3	Kalingapal Nodal UPS	Happy always	Happy always	Happy always	Happy always	-	-
4	Gandanali UPS	Happy always	Happy always	Happy always	Happy always	-	-
5	Joranda Nodal UPS	Happy always	Happy always	Happy always	Happy always	-	-
6	Joranda Patna PS	Happy always	Happy always	Happy always	Happy always	-	-
7	Dadhisinga PS	Happy always	Happy always	Happy always	Happy always	-	-
8	Khankar Ambasahi NUPS	Happy always	Happy always	Happy always	Happy always	-	-
9	Bhaliakan Majhipal PS	Happy always	Happy always	Happy always	Happy always	-	-
10	Dangapal UPS	Happy always	Happy always	Happy always	Happy always	-	-
11	Batagaon UPS	Happy always	Happy always	Happy always	Happy always	-	-
12	Gengutia PS	Happy always	Happy always	Happy always	Happy always	-	-
13	Barada PS	Happy always	Happy always	Happy always	Happy always	-	-
14	Sansailo SS	Happy always	Happy always	Happy always	Happy always	-	-
15	Gapabandhu collegepada UPS	Happy always	Happy always	Happy always	Happy always	-	-
16	Gajamara UPS	Happy always	Happy always	Happy always	Happy always	-	-
17	Amalapada PS	Happy always	Happy always	Happy always	Happy always	-	-
18	Shyamacharanpur PS	Happy always	Happy always	Happy always	Happy always	-	-
19	Sambhu Gopal PS	Happy always	Happy always	Happy always	Happy always	-	-
20	Similia PS	Happy always	Happy always	Happy always	Happy always	-	-
21	Kutunia PS	Happy always	Happy always	Happy always	Happy always	-	-
22	Kanteolia UPS	Happy always	Happy always	Happy always	Happy always	-	-
23	Gobindpur PPS	Happy always	Happy always	Happy always	Happy always	-	-
24	Jawahar NUPS	Not Happy some times	Not Happy some times	Happy always	Happy always	Rice with stone and very dilute dal	-
25	Siaria UPS	Happy always	Happy always	Happy always	Happy always	-	-
26	Kandhapada UPS	Happy always	Happy always	Happy always	Happy always	-	-
27	Kaimati PS	Happy always	Happy always	Happy always	Happy always	-	-
28	Nagiapasi UPS	Happy always	Happy always	Happy always	Happy always	-	-
29	Durga Prasad UPS	Happy always	Happy always	Happy always	Happy always	-	-
30	Nuagaon UPS	Happy always	Happy always	Happy always	Happy always	-	-
31	Radhadei pur UPS	Happy always	Happy always	Happy always	Happy always	-	-
32	Saptasajya UPS	Happy always	Happy always	Happy always	Happy always	-	-
33	Parbatia PS	Happy always	Happy always	Happy always	Not happy sometimes	-	Less quantity of soyabin and vegetable
34	Tarva UPS	Happy always	Happy always	Happy always	Happy always	-	-
35	Ranja UPS	Happy always	Happy always	Happy always	Happy always	-	-
36	Banasaingh (A) UPS	Happy always	Happy always	Happy always	Happy always	-	-
37	Patrabhag SS	Happy always	Happy always	Happy always	Not happy always	-	Less quantity of soyabin and vegetable
38	Tentulipatana UPS	Happy always	Happy always	Happy always	Happy always	-	-
39	Haridapasi PS	Happy always	Happy always	Happy always	Happy always	-	-
40	Bapujee UPS	Happy always	Not happy sometimes	Happy always	Happy always	Very dilute dal	-

*1) No. of schools where children are happy always on quality of rice = 39

2) No. of schools where children are happy always on quality of curry, dal = 38

3) No. of schools where children are happy always on quantity of rice = 40

4) No. of schools where children are happy always on quantity of curry, dal = 38

8. Supplementary:

Table 8.1: Schoolwise status on healthcare facilities

Sl. No.	School name	Health card maintained for each child	No. of times health check up done since 1-4-11	Iron tablets given periodically	Vit. A tablets given periodically	De-worming tablets given periodically	Who provides medicine?	No. of times medicines given since 1-4-11
1	Ranjagola Govt UPS	Yes with name, height & weight	1	No	No	No	-	Nil
2	Rajmohanpur NUPS	Yes with name, height & weight	1	No	No	No	State Govt	1
3	Kalingapal Nodal UPS	Yes with name, height & weight	1	No	No	No	-	Nil
4	Gandanali UPS	Yes with name, height & weight	Nil	No	No	No	-	Nil
5	Joranda Nodal UPS	Yes with health data up to 22-9-11	2	No	No	No	State Govt	2
6	Joranda Patna PS	Yes with health data up to 22-8-11	1	No	No	No	State Govt	1
7	Dadhisinga PS	Yes with health data up to 25-8-11	1	No	No	No	State Govt	1
8	Khankar Ambasahi NUPS	Yes with health data up to 13-9-11	2 times	No	No	No	State Govt	1
9	Bhaliakan Majhipal PS	Yes with name only	Nil	No	No	No	-	Nil
10	Dangapal UPS	Yes with name, height & weight & disease, data up to 29-09-11	3 times	No	No	No	State Govt	1
11	Batagaon UPS	Yes with name, height & weight & disease, data up to 16-8-11	1	No	No	No	State Govt	1
12	Gengutia PS	Yes with name, height & weight	Nil	No	No	No	-	Nil
13	Barada PS	Yes with name only	1	No	No	No	State Govt	1
14	Sansailo SS	Yes with name only	1	No	No	No	State Govt	1
15	Gapabandhu collegepada UPS	No	Nil	No	No	No	-	Nil
16	Gajamara UPS	No	Nil	No	No	No	-	Nil
17	Amalapada PS	No	Nil	No	No	No	-	Nil
18	Shyamacharanpur PS	No	Nil	No	No	No	-	Nil
19	Sambhu Gopal PS	No	Nil	No	No	No	-	Nil
20	Similia PS	No	Nil	No	No	No	-	Nil
21	Kutunia PS	No	1	No	No	No	-	Nil
22	Kanteiolia UPS	No	1	No	No	No	-	Nil
23	Gobindpur PPS	No	2	No	No	No	State Govt.	2
24	Jawahar NUPS	No	2	No	No	No	State Govt.	2
25	Siaria UPS	Yes with health data up to 12-9-11	2	No	No	No	State govt.	2
26	Kandhapada UPS	No	2	No	No	No	State Govt.	1
27	Kaimati PS	Yes with name height & weight	2	No	No	No	State Govt.	1
28	Nagiapasi UPS	Yes with name height & weight	2	No	No	Yes	State Govt	2
29	Durga Prasad UPS	Yes with name height & weight	2	No	No	Yes	State Govt	2
30	Nuagaon UPS	Yes with health data up to 24-10-11	3	No	No	No	State govt	3
31	Radhadei pur UPS	Yes with health data up to 24-10-11	2	No	No	Yes	State Govt	2
32	Saptasajya UPS	Yes with health data up to 19-9-11	1	No	No	No	State Govt	1
33	Parbatia PS	Yes with name only	1	No	No	No	State Govt	1
34	Tarva UPS	Yes Yes with name, height & weight	4	No	No	No	State Govt	4
35	Ranja UPS	Yes with health data up to 19-9-11	1	No	No	No	State Govt	1
36	Banasaingh (A) UPS	HC with name only	1	No	No	No	State Govt	1
37	Patrabhag SS	Yes with name, height & weight	1	No	No	No	State Govt	1
38	Tentulipatana UPS	Yes with name, height & weight	1	No	No	No	State Govt	1
39	Haridapasi PS	Yes with health data up to 26-09-11	1	No	No	No	State Govt	1
40	Bapujee UPS	No	Nil	No	No	No	-	Nil

*1) No. of schools having health cards for each child = 28

2) No. of schools organized health check up camp since 01.04.11 = 30

3) No. of schools where iron tablets have been given to children periodically = Nil

4) No. of schools where vit. Tablets have been given to children periodically = Nil

5) No. of schools where deworming tablets have been given to children periodically = 03

9. Status of Cooks and Helpers:

Table 9.1: Schoolwise status on cooks and helpers

Sl. No.	School name	Cook and Helper are appointed by	No. of Cooks engaged	No. of Helpers engaged	No of Cook-cum-helper required as per GoI norm	Remuneration paid per month to		Remuneration is paid regularly (no of months delay since 1-4-11)	Cook belongs to	Helper belongs to
						Cook	Helper			
1	Ranjagola Govt UPS	SHG	1	1	3	600	400	Not known from passbook	OBC	OBC
2	Rajmohanpur NUPS	SHG	1	1	3	600	400	6 months delay	OBC	OBC
3	Kalingapal Nodal UPS	SHG	1	1	4	600	400	Not known from passbook	Gen	Gen
4	Gandanali UPS	SMC	1	1	3	600	400	Not known from passbook	OBC	OBC
5	Joranda Nodal UPS	SHG	2	2	4	600	400	Passbook not available	OBC	OBC
6	Joranda Patna PS	SHG	1	1	3	600	400	Not known from passbook	OBC	OBC
7	Dadhisinga PS	SHG	1	1	2	600	400	6 months delay	OBC	OBC
8	Khankar Ambasahi NUPS	SHG	2	2	4	600	400	Not known from passbook	OBC	Gen
9	Bhaliakan Majhipal PS	SHG	1	1	2	600	400	Passbook not up to dated	OBC	OBC
10	Dangapal UPS	SHG	1	1	5	600	400	Not known from passbook	ST	ST
11	Batagaon UPS	SMC	1	1	2	600	400	Not known from passbook	OBC	OBC
12	Gengutia PS	SMC	1	1	3	600	400	Not known from passbook	OBC	OBC
13	Barada PS	SHG	1	1	3	600	400	Not known from passbook	OBC	OBC
14	Sansailo SS	SHG	1	1	3	600	400	Passbook not available	OBC	OBC
15	Gapabandhu collegepada UPS	SMC	1	1	3	600	400	6 months delay	OBC	OBC
16	Gajamara UPS	SMC	1	1	3	600	400	6 months delay	Gen	Gen
17	Amalapada PS	SMC	1	1	2	600	400	Not known from passbook	OBC	OBC
18	Shyamacharanpur PS	SMC	1	1	2	600	400	Not known from passbook	ST	ST
19	Sambhu Gopal PS	SMC	1	1	2	600	400	Not known from passbook	OBC	OBC
20	Similia PS	SMC	1	1	3	600	400	6 months delay	OBC	SC
21	Kutunia PS	SMC	1	1	2	600	400	6 months delay	SC	SC
22	Kanteiolia UPS	SHG	1	1	3	600	400	Not known from passbook	Gen	Gen
23	Gobindpur PPS	SMC	1	1	3	600	400	Not known from passbook	OBC	Gen
24	Jawahar NUPS	SHG	1	1	3	600	400	Passbook not available	OBC	OBC
25	Siaria UPS	SMC	1	1	3	600	400	Not known from passbook	OBC	OBC
26	Kandhapada UPS	SMC	1	1	3	600	400	Not known from passbook	OBC	OBC
27	Kaimati PS	SMC	1	1	3	600	400	Not known from passbook	OBC	OBC
28	Nagiapasi UPS	SMC	1	1	3	600	400	Not known from passbook	OBC	OBC
29	Durga Prasad UPS	SMC	1	1	3	600	400	Not known from Passbook	OBC	OBC
30	Nuagaon UPS	SHG	1	1	3	600	400	Not known from pass book	OBC	OBC
31	Radhadei pur UPS	SMC	1	2	4	600	400	Not known from passbook	Gen	Gen
32	Saptasajya UPS	SHG	1	1	3	600	400	Not known from pass book	Gen	Gen
33	Parbatia PS	SHG	1	1	3	600	400	Not known from passbook	OBC	OBC
34	Tarva UPS	SHG	1	2	4	600	400	Not known from passbook	SC	OBC
35	Ranja UPS	SHG	1	2	4	600	400	Not known from passbook	OBC	OBC
36	Banasaingh (A) UPS	SHG	1	2	4	600	400	Not known from passbook	Gen	OBC
37	Patrabhag SS	SHG	1	1	3	600	400	Not known from passbook	OBC	OBC
38	Tentulipatana UPS	SHG	1	1	3	600	400	Not known from passbook	OBC	OBC
39	Haridapasi PS	SMC	1	1	2	600	400	Not known from passbook	OBC	OBC
40	Bapujee UPS	SMC	1	1	4	600	400	Not received from April . 6 months delay.	OBC	OBC

- *1) No. of schools where Cooks and Helpers get remuneration regularly = Nil
 2) No. of schools where Cooks belong to SC/ST/OBC/Minority community = 34
 3) No. of schools where Helpers belong to SC/ST/OBC/Minority community = 33
 4) No. of schools where cook and helper are appointed by SHG = 21
 5) No. of schools having Cook and Helper as per the GoI norm = 10

10. Infrastructure:

Table 10.1: Schoolwise status on construction of kitchen-cum-store

Sl. No.	School name	Construction status of pucca kitchen-cum-store	Construction grant received under which scheme?	Reason for not using the constructed pucca kitchen-cum-store for	
				Cooking	Storing
1	Ranjagola Govt UPS	Constructed but not in use for cooking	SSA	Smoke problem	-
2	Rajmohanpur NUPS	Constructed but not in use for cooking	MDM	Space shortage	-
3	Kalingapal Nodal UPS	Constructed and used for both cooking and storing	SSA	-	-
4	Gandanali UPS	Under construction	SSA	-	-
5	Joranda Nodal UPS	Constructed but not in use for cooking	SSA	Smoke problem	-
6	Joranda Patna PS	Constructed but not in use for cooking	SSA	Space shortage	-
7	Dadhisinga PS	Constructed but not in use for cooking	MDM	No provision of hearth	-
8	Khankar Ambasahi NUPS	Constructed but not in use for cooking	MDM	Space shortage	-
9	Bhaliakan Majhipal PS	Constructed and used for both cooking and storing	SSA	-	-
10	Dangaapal UPS	Constructed but not in use for cooking and storing	MDM	Used as storeroom for ACR construction	Used as storeroom for ACR construction
11	Batagaon UPS	Constructed but not in use for storing	SSA	-	Fear of theft
12	Gengutia PS	Constructed but not in use for storing	SSA	-	Space shortage
13	Barada PS	Constructed but not in use for cooking	SSA	No ventilation	-
14	Sansailo SS	Constructed but not in use for storing	MDM	-	Space shortage
15	Gapabandhu collegepada UPS	Constructed and used for both cooking and storing	MDM	-	-
16	Gajamara UPS	Constructed but not in use for storing	MDM	-	Space shortage
17	Amalapada PS	Constructed and used for both cooking and storing	SSA	-	-
18	Shyamacharanpur PS	Sanctioned ,but construction not started	SSA	-	-
19	Sambhu Gopal PS	Constructed but not in use for storing	SSA	-	Space shortage
20	Similia PS	Constructed but not in use for storing	MDM	-	Fear of theft
21	Kutunia PS	Under construction	SSA	-	-
22	Kanteiolia UPS	Constructed but not in use for cooking	MDM	Smoke problem	-
23	Gobindpur PPS	Constructed but not in use for cooking and storing	MDM	No ventilation	Fear of theft
24	Jawahar NUPS	Constructed but not in use for cooking and storing	MDM	Space shortage	Space shortage
25	Siaria UPS	Constructed but not in use for cooking	MDM	No provision for hearth	-
26	Kandhapada UPS	Constructed and used for both cooking and storing	MDM	-	-
27	Kaimati PS	Constructed and used for both cooking and storing	SSA	-	-
28	Nagiapasi UPS	Constructed but not in use for storing	SSA	-	Fear of theft
29	Durga Prasad UPS	Constructed but not in use for cooking	SSA	No provision for hearth	-
30	Nuagaon UPS	Constructed but not in use for storing	SSA	-	Fear of theft
31	Radhadei pur UPS	Constructed but not in use for storing	SSA	-	Space shortage
32	Saptasajya UPS	Constructed but not in use for cooking	MDM	Space shortage	-
33	Parbatia PS	Constructed but not in use for storing	SSA	-	Space shortage
34	Tarva UPS	Constructed and used for both cooking and storing	MDM	-	-
35	Ranja UPS	Constructed but not in use for storing	MDM	-	space shortage
36	Banasaingh (A) UPS	Constructed but not in used for both cooking and storing	SSA	Space shortage	Fear of theft
37	Patrabhag SS	Constructed but not in used for both cooking and storing	MDM	No provision for hearth	Used as hostel store room
38	Tentulipatana UPS	Constructed but not in use for cooking	SSA	Space shortage	-
39	Haridapasi PS	Constructed and used for both cooking and storing	SSA	-	-
40	Bapujee UPS	Constructed but not in used for both cooking and storing	MDM	Space shortage	Fear of rat

*1) No. of schools where pucca kitchen-cum-store has been constructed and in use for both cooking and storing = 08

2) No. of schools where pucca kitchen-cum-store has been constructed and not used for cooking = 18

3) No. of schools where pucca kitchen-cum-store has been constructed and not used for storing = 17

4) Main reasons for not using the constructed pucca kitchen-cum-store for cooking = 18

a) Space shortage = 08 Schools

b) Smoke/ventilation problem = 05 Schools

c) kitchen used as classroom/office/store = 01 School

d) No provision for hearth = 04 Schools

5) Main reasons for not using the constructed pucca kitchen-cum-store for storing = 17 Schools

a) Fear of theft = 06 Schools

c) Other reasons = 03 Schools

b) Space shortage = 08 Schools

6) No. of schools having no sanction to construct pucca kitchen-cum-store= Nil

7) No. of schools where the pucca kitchen-cum-store is under construction = 02

8) No. of schools having sanction to construct pucca kitchen-cum-store but the construction work has not started = 01

Table 10.2: Schoolwise status on alternative place of cooking and storing where pucca kitchen-cum-store is not available and availability of water, fuel and utensils for cooking

Sl. No.	School name	Alternative place used for cooking MDM	Alternative place used for storing food grains	Potable water available for cooking and drinking	Adequate utensils available for cooking	Kind of fuel used
1	Ranjagola Govt UPS	Asbestos roofed house	-	Yes	Yes	Firewood
2	Rajmohanpur NUPS	Tiled roofed house	-	Yes	No	Firewood
3	Kalingapal Nodal UPS	-	-	Yes	Yes	Firewood
4	Gandanali UPS	Asbestos roofed house	School store room	Yes	No	Firewood
5	Joranda Nodal UPS	Asbestos roofed house	-	Yes	Yes	Firewood
6	Joranda Patna PS	Tiled roofed house	-	Yes	Yes	Firewood
7	Dadhisinga PS	Tiled roofed house	-	Yes	Yes	Firewood
8	Khankar Ambasahi NUPS	Asbestos roofed house	-	Yes	No	firewood
9	Bhaliakan Majhipal PS	-	-	Yes	Yes	Firewood
10	Dangapal UPS	Tiled roofed house	Class room	Yes	No	Firewood
11	Batagaon UPS	-	SHG house	No	Yes	Firewood
12	Gengutia PS	-	Class room	Yes	Yes	Firewood
13	Barada PS	Asbestos roofed house	-	Yes	Yes	Firewood
14	Sansailo SS	-	Class room	Yes	Yes	Firewood
15	Gapabandhu collegepada UPS	-	-	Yes	No	Firewood
16	Gajamara UPS	-	Community house	Yes	Yes	Firewood
17	Amalapada PS	-	-	No	Yes	Firewood
18	Shyamacharanpur PS	SMC member's house	HM's room	Yes	No	Firewood
19	Sambhu Gopal PS	-	HM's room	Yes	Yes	Firewood
20	Similia PS	-	Unused room	Yes	Yes	Firewood
21	Kutunia PS	Asbestos roofed house	Class room	Yes	No	Firewood
22	Kanteolia UPS	Asbestos roofed house	-	Yes	No	Firewood
23	Gobindpur PPS	Asbestos roofed house	School store room	Yes	Yes	Firewood
24	Jawahar NUPS	Asbestos roofed house	School store room	No	No	Firewood
25	Siaria UPS	Asbestos roofed house	-	Yes	Yes	Firewood
26	Kandhapada UPS	-	-	Yes	No	Firewood
27	Kaimati PS	-	-	Yes	Yes	Firewood
28	Nagiapasi UPS	-	HM's room	Yes	Yes	Firewood
29	Durga Prasad UPS	Asbestos roofed house	-	Yes	No	Firewood
30	Nuagaon UPS	-	SMC president's house	Yes	No	Firewood
31	Radhadei pur UPS	-	HM's room	Yes	Yes	Firewood
32	Saptasajya UPS	Tiled roofed house	-	Yes	No	Firewood
33	Parbatia PS	-	School store room	No	Yes	Firewood
34	Tarva UPS	-	-	Yes	No	Firewood
35	Ranja UPS	-	Classroom	No	No	Firewood
36	Banasaingh (A) UPS	Tiled roofed house	CRC's room	Yes	No	Firewood
37	Patrabhag SS	Hostel kitchen room	School store room	Yes	No	Firewood
38	Tentulipatana UPS	Asbestos roofed house	-	Yes	Yes	Firewood
39	Haridapasi PS	-	-	Yes	No	Firewood
40	Bapujee UPS	School verandah	CRC's room	Yes	Yes	Firewood

*1) No. of schools having potable water facility for cooking and drinking = 35

2) No. of schools having adequate utensils for cooking = 22

3) No. of schools where alternative place of cooking is an open space = Nil

4) No. of schools where alternative place of cooking is school verandah = 01

5) No. of schools where alternative place of cooking is a tile / tin/asbestos roofed house = 18

6) No. of schools where alternative place of cooking is thatched house = Nil

7) No. of schools where alternative place of cooking is hostel kitchen/ SMC member's house = 01

8) No. of schools where alternative place of storing is SHG's own house = 01

9) No. of schools where alternative place of storing is HM's room / Classroom / unused room/ MCS room/ Community house

/CRC room = 19 schools

11. Safety and Hygiene:

Table 11.1: School wise status on safety and hygiene relating to MDM

Sl. No.	School name	General impression on hygiene of school campus	Children are encouraged to wash hands before and after eating by soap & water	Children partake meals in an orderly manner	Children conserve water while washing hands and utensils	Cooking process and storage of fuel is safe from fire hazard
1	Ranjagola Govt UPS	Clean	Yes	Yes	Yes	Yes
2	Rajmohanpur NUPS	Clean	No	Yes	No	Yes
3	Kalingapal Nodal UPS	Clean	No	Yes	Yes	Yes
4	Gandanali UPS	Clean	Yes	Yes	Yes	Yes
5	Joranda Nodal UPS	Clean	Yes	Yes	Yes	Yes
6	Joranda Patna PS	Clean	Yes	Yes	Yes	Yes
7	Dadhisinga PS	Clean	Yes	Yes	Yes	Yes
8	Khankar Ambasahi NUPS	Clean	Yes	Yes	Yes	Yes
9	Bhaliakan Majhipal PS	Clean	Yes	Yes	Yes	Yes
10	Dangapal UPS	Clean	No	Yes	No	Yes
11	Batagaon UPS	Clean	Yes	Yes	Yes	Yes
12	Gengutia PS	Clean	Yes	Yes	Yes	Yes
13	Barada PS	Clean	Yes	Yes	Yes	Yes
14	Sansailo SS	Clean	Yes	Yes	Yes	Yes
15	Gapabandhu collegepada UPS	Clean	No	Yes	Yes	Yes
16	Gajamara UPS	Clean	No	Yes	Yes	Yes
17	Amalapada PS	Clean	Yes	Yes	Yes	Yes
18	Shyamacharanpur PS	Clean	Yes	Yes	Yes	Yes
19	Sambhu Gopal PS	Clean	Yes	Yes	Yes	Yes
20	Similia PS	Clean	Yes	Yes	Yes	Yes
21	Kutunia PS	Clean	Yes	Yes	Yes	Yes
22	Kanteolia UPS	Clean	Yes	Yes	Yes	Yes
23	Gobindpur PPS	Clean	Yes	Yes	Yes	Yes
24	Jawahar NUPS	Clean	No	Yes	No	Yes
25	Siaria UPS	Clean	Yes	Yes	Yes	Yes
26	Kandhapada UPS	Clean	Yes	Yes	Yes	Yes
27	Kaimati PS	Clean	Yes	Yes	Yes	Yes
28	Nagiapasi UPS	Clean	Yes	Yes	Yes	Yes
29	Durga Prasad UPS	Clean	Yes	Yes	Yes	Yes
30	Nuagaon UPS	Clean	Yes	Yes	Yes	Yes
31	Radhadei pur UPS	Clean	Yes	Yes	Yes	Yes
32	Saptasajya UPS	Clean	Yes	Yes	Yes	Yes
33	Parbatia PS	Clean	Yes	Yes	Yes	Yes
34	Tarva UPS	Clean	Yes	Yes	Yes	Yes
35	Ranja UPS	Clean	Yes	Yes	Yes	Yes
36	Banasaingh (A) UPS	Clean	Yes	Yes	Yes	Yes
37	Patrabhag SS	Clean	Yes	Yes	Yes	Yes
38	Tentulipatana UPS	Clean	Yes	Yes	Yes	Yes
39	Haridapasi PS	Clean	Yes	Yes	Yes	Yes
40	Bapujee UPS	Clean	Yes	Yes	Yes	Yes

*1) No. of schools having clean school campus = 40

2) No. of schools where children are encouraged to wash hands before and after eating = 34

3) No. of schools where water is conserved by children while washing hands and utensils = 37

4) No. of schools where cooking process and storage of fuel is safe from fire hazard = 40

5) No. of schools where children partake meals in an orderly manner = 40

12. Community Participation:

Table 12.1: Schoolwise status on community participation in MDM supervision and monitoring

Sl. No.	School name	Extent of participation in MDM supervision and monitoring by			Roster maintained by community for MDM supervision
		Parents	SMC	PRI /ULB	
1	Ranjagola Govt UPS	Occasionally	Occasionally	Occasionally	No
2	Rajmohanpur NUPS	Occasionally	Occasionally	Not at all	No
3	Kalingapal Nodal UPS	Every day	Occasionally	Occasionally	No
4	Gandanali UPS	Occasionally	Occasionally	Occasionally	No
5	Joranda Nodal UPS	Occasionally	Occasionally	Occasionally	No
6	Joranda Patna PS	Occasionally	Occasionally	Occasionally	No
7	Dadhisinga PS	Every day	Every day	Not at all	No
8	Khankar Ambasahi NUPS	Occasionally	Everyday	Occasionally	No
9	Bhaliakan Majhipal PS	Everyday	Occasionally	Occasionally	No
10	Dangapal UPS	Occasionally	Occasionally	Not at all	No
11	Batagaon UPS	Occasionally	Occasionally	Occasionally	No
12	Gengutia PS	Occasionally	Occasionally	Occasionally	No
13	Barada PS	Occasionally	Everyday	Occasionally	No
14	Sansailo SS	Occasionally	Everyday	Occasionally	No
15	Gapabandhu collegepada UPS	Occasionally	Everyday	Occasionally	No
16	Gajamara UPS	Occasionally	Occasionally	Not at all	No
17	Amalapada PS	Occasionally	Occasionally	Occasionally	No
18	Shyamacharanpur PS	Occasionally	Everyday	Occasionally	No
19	Sambhu Gopal PS	Occasionally	Occasionally	Occasionally	No
20	Similia PS	Every day	Every day	Occasionally	No
21	Kutunia PS	Occasionally	Occasionally	Occasionally	No
22	Kanteiolia UPS	Occasionally	Everyday	Occasionally	No
23	Gobindpur PPS	Occasionally	Everyday	Occasionally	No
24	Jawahar NUPS	Occasionally	Occasionally	Occasionally	No
25	Siaria UPS	Occasionally	Occasionally	Occasionally	No
26	Kandhapada UPS	Occasionally	Occasionally	Occasionally	No
27	Kaimati PS	Occasionally	Everyday	Occasionally	No
28	Nagiapasi UPS	Occasionally	Occasionally	Occasionally	No
29	Durga Prasad UPS	Occasionally	Occasionally	Occasionally	No
30	Nuagaon UPS	Occasionally	Occasionally	Occasionally	No
31	Radhadei pur UPS	Occasionally	Everyday	Occasionally	No
32	Saptasajya UPS	Everyday	Everyday	Not at all	No
33	Parbatia PS	Occasionally	Occasionally	Occasionally	No
34	Tarva UPS	Occasionally	Occasionally	Occasionally	No
35	Ranja UPS	Occasionally	Everyday	Not at all	No
36	Banasaingh (A) UPS	Occasionally	Everyday	Occasionally	No
37	Patrabhag SS	Occasionally	Everyday	Occasionally	No
38	Tentulipatana UPS	Occasionally	Everyday	Occasionally	No
39	Haridapasi PS	Occasionally	Occasionally	Occasionally	No
40	Bapujee UPS	Everyday	Everyday	Not at all	No

*1) No. of schools where parents supervise and monitor MDM = 40

2) No. of schools where VEC supervise and monitor MDM = 40

3) No. of schools where PRI /ULB supervise and monitor MDM = 33

4) No. of schools where community has maintained a roster for MDM supervision = Nil

Table 12.2: School wise opinion of community leaders on MDM programme

Sl. No.	School name	Quantity of MDM per child at primary level	Quantity of MDM per child at upper primary level	Overall impression of MDM programme	From where do you know about MDM?
1	Ranjagola Govt UPS	Very good	Very good	Satisfactory	Teacher , television
2	Rajmohanpur NUPS	Satisfactory	Satisfactory	Satisfactory	Teacher, television
3	Kalingapal Nodal UPS	Good	Good	Satisfactory	Teacher
4	Gandanali UPS	Good	Good	Satisfactory	Teacher
5	Joranda Nodal UPS	Satisfactory	Satisfactory	Satisfactory	Teacher
6	Joranda Patna PS	Satisfactory	-	Satisfactory	Teacher
7	Dadhisinga PS	Good	-	Good	Teacher
8	Khankar Ambasahi NUPS	Satisfactory	Good	Satisfactory	News paper, TV
9	Bhaliakan Majhipal PS	Satisfactory	-	Satisfactory	Teacher
10	Dangapal UPS	Satisfactory	Satisfactory	Satisfactory	Teacher ,TV, radio
11	Batagaon UPS	-	Very good	Satisfactory	Teacher ,TV
12	Gengutia PS	Good	-	Satisfactory	Teacher
13	Barada PS	Good	-	Satisfactory	Teacher
14	Sansailo SS	Poor	Good	Satisfactory	Teacher
15	Gapabandhu collegepada UPS	Satisfactory	Satisfactory	Satisfactory	Teacher
16	Gajamara UPS	Good	Good	Good	Teacher
17	Amalapada PS	Satisfactory	-	Satisfactory	Teacher ,news paper, TV
18	Shyamacharanpur PS	Good	-	Satisfactory	Teacher
19	Sambhu Gopal PS	Good	-	Good	Teacher
20	Similia PS	Satisfactory	-	Satisfactory	Teacher
21	Kutunia PS	Satisfactory	-	Satisfactory	Teacher
22	Kanteiolia UPS	Satisfactory	Satisfactory	Satisfactory	Teacher
23	Gobindpur PPS	Good	-	Satisfactory	Teacher
24	Jawahar NUPS	Good	Good	Good	Villagers, TV
25	Siaria UPS	Good	Good	Good	Teacher
26	Kandhapada UPS	Good	Good	Good	Teacher
27	Kaimati PS	Satisfactory	-	Satisfactory	TV, news paper
28	Nagiapasi UPS	Satisfactory	Satisfactory	Satisfactory	News paper ,TV
29	Durga Prasad UPS	Good	Good	Good	Teacher
30	Nuagaon UPS	Good	Good	Good	Teacher
31	Radhadei pur UPS	Good	Good	Satisfactory	Teacher
32	Saptasajya UPS	Satisfactory	Poor	Good	Teacher
33	Parbatia PS	Satisfactory	-	Satisfactory	Teacher
34	Tarva UPS	Satisfactory	Satisfactory	Satisfactory	Teacher
35	Ranja UPS	Good	Good	Good	Teacher
36	Banasaingh (A) UPS	Good	Good	Satisfactory	Teacher
37	Patrabhag SS	Poor	-	Good	Teacher
38	Tentulipatana UPS	Satisfactory	Satisfactory	Satisfactory	Teacher
39	Haridapasi PS	Good	-	Good	Teacher
40	Bapujee UPS	Good	Satisfactory	Good	Teacher

*1) No. of schools where community has opined that quantity of MDM at primary level is poor = 02

2) No. of schools where community has opined that quantity of MDM at upper primary level is poor = 01

3) No. of schools where overall impression of community on MDM is average = Nil

13. Inspection and Supervision:

Table 13.1: Schoolwise status on inspection and supervision of MDM programme by MDM officials since 1-4-11

Sl. No.	School name	Inspection/supervision done by State level officials		Inspection/supervision done by District level officials		Inspection/supervision done by Block level officials	
		No. of times done	Remarks given	No. of times done	Remarks given	No. of times done	Remarks given
1	Ranjagola Govt UPS	No	-	No	-	No	-
2	Rajmohanpur NUPS	No	-	No	-	No	-
3	Kalingapal Nodal UPS	No	-	No	-	No	-
4	Gandanali UPS	No	-	No	-	No	-
5	Joranda Nodal UPS	No	-	No	-	No	-
6	Joranda Patna PS	No	-	Yes (1)	Serve well	No	-
7	Dadhisinga PS	Yes(1)	Good	No	-	No	-
8	Khankar Ambasahi NUPS	No	-	No	-	No	-
9	Bhaliakan Majhipal PS	No	-	No	-	No	-
10	Dangapal UPS	No	-	No	-	Yes (2)	No remark
11	Batagaon UPS	No	-	No	-	Yes (1)	No remark
12	Gengutia PS	No	-	No	-	No	-
13	Barada PS	No	-	No	-	No	-
14	Sansailo SS	No	-	Yes (2)	Good	Yes (3)	Good
15	Gapabandhu collegepada UPS	No	-	No	-	Yes(2)	Poor attendance in MDM
16	Gajamara UPS	No	-	Yes (1)	Good	No	-
17	Amalapada PS	No	-	No	-	No	-
18	Shyamacharanpur PS	No	-	No	-	No	-
19	Sambhu Gopal PS	No	-	No	-	No	-
20	Similia PS	No	-	No	-	No	-
21	Kutunia PS	No	-	No	-	No	-
22	Kanteiolia UPS	No	-	No	-	No	-
23	Gobindpur PPS	No	-	Yes(1)	Good	No	-
24	Jawahar NUPS	No	-	No	-	No	-
25	Siaria UPS	No	-	Yes (1)	MDM going on	No	-
26	Kandhapada UPS	No	-	Yes (1)	No remark	Yes (1)	No remark
27	Kaimati PS	No	-	Yes (1)	No remark	Yes (1)	No remark
28	Nagiapasi UPS	No	-	No	-	No	-
29	Durga Prasad UPS	No	-	No	-	Yes(1)	Serve regularly
30	Nuagaon UPS	No	-	No	-	No	-
31	Radhadei pur UPS	No	-	No	-	No	-
32	Saptasajya UPS	No	-	No	-	No	-
33	Parbatia PS	No	-	No	-	No	-
34	Tarva UPS	No	-	No	-	No	-
35	Ranja UPS	No	-	No	-	No	-
36	Banasaingh (A) UPS	No	-	No	-	Yes(1)	Children to wash hand before taking meal
37	Patrabhag SS	Yes (1)	No remark	No	-	No	-
38	Tentulipatana UPS	No	-	No	-	No	-
39	Haridapasi PS	No	-	No	-	Yes (1)	Served MDM regularly
40	Bapujee UPS	No	-	No	-	No	-

*1) No. of schools inspected/supervised by State level officials since 1-4-11 = 02

2) No. of schools where inspected/supervised by District level officials since 1-4-11 = 07

3) No. of schools where inspected/supervised by Block level officials since 1-4-11 = 09

14. Impact:

Table 14.1: Schoolwise opinion of parents, teachers and students on impact of MDM

Sl. No.	School name	MDM has improved the enrollment and attendance of children	MDM has improved the general health of children	MDM has improved the nutritional status of children
1	Ranjagola Govt UPS	No	No	No
2	Rajmohanpur NUPS	Yes	Yes	Cant say
3	Kalingapal Nodal UPS	Yes	Yes	Yes
4	Gandanali UPS	Yes	Yes	Yes
5	Joranda Nodal UPS	Yes	Yes	No
6	Joranda Patna PS	Yes	Yes	No
7	Dadhisinga PS	Yes	Yes	Cant say
8	Khankar Ambasahi NUPS	Yes	Yes	Yes
9	Bhaliakan Majhipal PS	Yes	Yes	Yes
10	Dangapal UPS	Yes	Yes	Yes
11	Batagaon UPS	Yes	No	Yes
12	Gengutia PS	Yes	Yes	Yes
13	Barada PS	Yes	Yes	Yes
14	Sansailo SS	Yes	Yes	Yes
15	Gapabandhu collegepada UPS	Yes	Yes	Yes
16	Gajamara UPS	Yes	Yes	Yes
17	Amalapada PS	No	No	No
18	Shyamacharanpur PS	Yes	Yes	Yes
19	Sambhu Gopal PS	Yes	Yes	Yes
20	Similia PS	Yes	Yes	Yes
21	Kutunia PS	Yes	Yes	Yes
22	Kanteiolia UPS	Yes	Yes	Yes
23	Gobindpur PPS	Yes	Yes	Yes
24	Jawahar NUPS	Yes	Yes	Yes
25	Siaria UPS	Yes	Yes	Yes
26	Kandhapada UPS	Yes	Yes	Yes
27	Kaimati PS	Yes	Yes	Yes
28	Nagiapasi UPS	Yes	Yes	Yes
29	Durga Prasad UPS	Yes	Yes	Yes
30	Nuagaon UPS	Yes	Yes	Yes
31	Radhadei pur UPS	Yes	Yes	No
32	Saptasajya UPS	Yes	Yes	Yes
33	Parbatia PS	Yes	Yes	Yes
34	Tarva UPS	Yes	Yes	Yes
35	Ranja UPS	Yes	Yes	Yes
36	Banasaingh (A) UPS	Yes	Yes	Yes
37	Patrabhag SS	Yes	Yes	Yes
38	Tentulipatana UPS	Yes	Yes	Yes
39	Haridapasi PS	Yes	Yes	Yes
40	Bapujee UPS	Yes	Yes	Yes

*1) No. of schools where parents, teachers and students have opined that MDM has improved students' enrollment and attendance = 38

2) No. of schools where parents, teachers and students have opined that MDM has improved general health of children = 37

3) No. of schools where parents, teachers and students have opined that MDM has improved nutritional status of children = 33

Table 15.1: Malnutrition status of Class-V children at Rajmohanpur UPS as on 24-11-11

Sl. No.	Name of the child	Class	Date of Birth	Age in years and month		Height in Meter	Weight in Kg.	NCHS Reference Standard Weight in Kg.	% of Weight/Age to NCHS Standard Weight / Age	Type of Nutritional Status as per Gomez classification
				Year	Month					
1	Santanu Samal (B)	V	01-09-2001	10	2	1.19	17.840	33.3	53.57	Severe MN
2	Jyaotiprakash Sahu (G)	V	07-09-2001	10	2	1.29	21.640	33.3	64.98	Moderate MN
3	Priyadarsini Sahu (G)	V	25-03-2002	9	8	1.32	22.360	30.5	73.31	Moderate MN
4	Rakesh Sahu (B)	V	02-02-2001	10	9	1.32	22.320	33.3	82.04	Mild MN
5	Somnath Sahu (B)	V	05-04-2001	10	7	1.29	24.580	33.3	73.81	Moderate MN
6	Nllesh Sahu (B)	V	20-02-2002	9	9	1.32	26.300	29.7	88.55	Mild MN
7	Chandan Sahu (B)	V	12-04-2002	9	7	1.29	28.700	29.7	96.63	Normal
8	Jyotirmayee Sahu (G)	V	15-10-2001	10	1	1.27	21.220	34.7	61.15	Moderate MN
9	Kajol Behera (G)	V	25-04-2002	9	7	1.34	29.300	30.5	96.06	Normal
10	Mamali Behera (G)	V	10-08-2001	10	3	1.29	26.620	34.7	76.71	Mild MN
11	Sagarika Sahu (G)	V	28-11-2001	10	0	1.16	17.300	30.5	56.72	Severe MN
12	Mili Behera (G)	V	02-03-2002	9	8	1.21	21.860	29.7	73.60	Moderate MN
13	Sasmita Behera (G)	V	01-09-2001	10	2	1.27	26.060	32.5	75.10	Mild MN
14	Rojal;ini Sahu (G)	V	02-11-2001	10	1	1.19	22.540	32.5	69.41	Moderate MN
15	Susti balita Sahu (G)	V	21-12-2001	9	11	1.27	22.560	30.5	73.96	Moderate MN
16	Suchismita Sahu (G)	V	09-07-2001	10	4	1.27	20.500	32.5	63.07	Moderate MN
17	Sujata Naik (G)	V	26-11-2001	10	0	1.29	24.100	38.5	79.01	Mild MN
18	Madhusmita Badia (G)	V	29-09-2001	10	2	1.24	19.500	32.5	60.0	Moderate MN
19	Sunanda Behera (G)	V	10-03-2002	9	8	1.27	23.360	30.5	76.50	Mild MN
20	Manoj Naik (B)	V	12-03-2002	9	3	1.09	18.300	28.1	65.12	Moderate MN
21	Dusmanta Naik (B)	V	10-03-2002	9	8	1.27	23.500	29.7	79.13	Mild MN
22	Murali Dalei (B)	V	08-04-2002	9	7	1.19	17.400	29.7	58.58	Severe MN
23	Ranjit Sahu (B)	V	05-04-2002	9	7	1.49	23.700	29.7	79.79	Mild MN
24	Naba Naik (B)	V	01-07-2002	9	4	1.24	21.000	28.1	74.73	Moderate MN
25	Kushar Naik (B)	V	01-07-2002	9	4	1.24	21.560	28.1	76.72	Mild MN
26	Rajesh Sahu (B)	V	25-11-2001	10	0	1.24	21.620	29.7	72.79	Moderate MN
27	Suryakanti Maharana (G)	V	05-04-2001	10	7	1.32	24.820	34.7	71.52	Moderate MN

$$\text{N. Status} = (\text{Actual weight in Kg}) / (\text{Ref. standard weight in Kg for the age}) * 100$$

Table 15.2: Malnutrition status of Class VII children at Rajmohanpur UPS as on 24-11-11

Sl. No.	Name of the child	Class	Date of Birth	Age in years and month		Height in Meter	Weight in Kg.	NCHS Reference Standard Weight in Kg.	% of Weight/Age to NCHS Standard Weight / Age	Type of Nutritional Status as per Gomez classification
				Year	Month					
1	Mamali Sahu (G)	VII	25-09-1999	12	1	1.37	28.140	41.5	60.57	Moderate MN
2	Rojalini Sahu (G)	VII	02-07-1999	12	4	1.49	34.000	41.5	81.92	Mild MN
3	Sagarika Sahu (G)	VII	09-06-1999	12	5	1.57	40.000	41.5	96.38	Normal
4	Subhasmita Sahu (G)	VII	08-03-2000	11	8	1.49	36.700	39.2	93.62	Normal
5	Debasmita Sahoo (G)	VII	03-02-2000	11	9	1.49	33.920	39.2	86.53	Mild MN
6	Juli Dalei (G)	VII	08-01-2000	11	10	1.32	23.660	39.2	60.35	Moderate MN
7	Sukanti Behera (G)	VII	12-05-1999	12	6	1.44	35.120	43.8	80.18	Mild MN
8	Papun Behera (B)	VII	03-07-1999	12	4	1.42	31.200	39.8	78.39	Mild MN
9	Bibhuti Behera (B)	VII	01-02-1998	13	9	1.49	35.220	47.8	73.68	Moderate MN
10	Mumuli Nail (G)	VII	21-05-1999	12	6	1.37	26.300	43.8	60.04	Moderate MN
11	Nilachakra Behera (B)	VII	23-09-1999	12	2	1.39	30.608	39.8	76.90	Mild MN
12	Sagar Sahu (B)	VII	11-03-2000	11	8	1.37	26.940	37.5	71.84	Moderate MN
13	Sumanta Naik (B)	VII	12-06-1999	12	5	1.54	39.140	39.8	98.34	Normal
14	Santosh Ku. Badia (B)	VII	01-06-1999	12	5	1.37	28.320	39.8	71.15	Moderate MN
15	Priti Ranjan Sahu (B)	VII	02-05-2000	11	6	1.34	27.100	37.5	72.26	Moderate MN
16	Ratikanta Sahu (B)	VII	04-03-2000	11	8	1.29	25.800	37.5	68.08	Moderate MN
17	Tapan Naik (B)	VII	02-06-1999	12	5	1.37	27.620	39.8	69.39	Moderate MN
18	Pinkun Garanayak (B)	VII	21-04-1999	12	7	1.27	25.140	42.3	59.43	Severe MN
19	Lipina Sahu (G)	VII	04-04-2000	11	7	1.34	28.320	39.2	72.24	Moderate MN
20	Mita Naik (G)	VII	12-12-1999	11	11	1.42	32.900	39.2	83.92	Mild MN
21	Pratap Garanayak (B)	VII	22-05-1999	12	6	1.34	33.500	42.3	79.19	Mild MN
22	Gagan Parida (B)	VII	13-04-1999	12	7	1.39	25.820	42.3	61.04	Moderate MN
23	Srinibas Nahak	VII	03-06-1999	12	5	1.39	30.560	39.8	76.78	Mild MN
24	Susil Behera (B)	VII	17-04-1999	12	7	1.39	31.090	42.3	73.49	Moderate MN
25	Suprava Naik (G)	VII	04-10-1998	13	1	1.44	33.000	46.1	71.58	Moderate MN
26	Rojalini Naik (G)	VII	05-02-2000	11	7	1.32	23.240	39.2	59.28	Severe MN
27	Minati Sahu (G)	VII	20-02-1998	13	9	1.32	25.240	48.3	52.25	Severe MN
28	Jhumuri Bhoi (G)	VII	12-04-1997	14	7	1.52	33.300	52.1	63.91	Moderate MN
29	Simanchali Naik (G)	VII	08-11-1999	12	0	1.29	30.040	41.5	72.38	Moderate MN
30	Swagatika Sahu (G)	VII	08-12-1999	11	11	1.34	28.040	39.2	71.53	Moderate MN
31	Sulochana Pradhan (G)	VII	10-04-2000	11	7	1.32	30.340	39.2	77.39	Mild MN
32	Laki Bhoi (B)	VII	22-08-1998	13	3	1.42	36.240	45.0	80.53	Mild MN
33	Bimbula Behera (G)	VII	04-05-1998	13	6	1.42	39.260	47.8	82.13	Mild MN
34	Sipun Pattanayak (B)	VII	10-04-1999	12	7	1.37	29.660	42.3	70.11	Moderate MN
35	Jayanta Dehury (B)	VII	03-08-2000	11	3	1.29	27.320	35.3	77.39	Mild MN
36	Sumanta Dehury (B)	VII	03-02-2000	11	9	1.32	25.380	37.5	67.68	Moderate MN


Table 15.3: Malnutrition status of Class-V children at Similia PS as on 29-11-11

Sl. No.	Name of the child	Class	Date of Birth	Age in years and month		Height in Meter	Weight in Kg.	NCHS Reference Standard Weight in Kg.	% of Weight/Age to NCHS Standard Weight / Age	Type of Nutritional Status as per Gomez classification
				Year	month					
1	Laxmipriya Sahoo(G)	V	12-04-02	9	7	1.34	24.160	30.5	79.21	Mild MN
2	Prerana Patra(G)	V	10-04-02	9	7	1.35	31.520	30.5	103.3	Normal
3	Narmada shoo(G)	V	24-01-02	9	10	1.36	30.40	30.5	99.67	Normal
4	Bishnupriya Sahoo(G)	V	16-04-02	9	7	1.29	23.660	30.5	77.57	Mild MN
5	Laxmipriya Sahoo (G)	V	30-03-02	9	7	1.18	21.500	30.5	70.49	Moderate MN
6	Baisakhi Behere(G)	V	06-12-00	10	11	1.36	23.860	37.0	64.4	Moderate MN
7	Anita Barik(G)	V	19-04-02	9	7	1.36	25.340	30.5	83.08	Mild MN
8	Sahin Bibi(G)	V	20-04-02	9	7	1.40	28.100	30.5	92.13	Normal
9	Sunita Das(G)	V	30-04-02	9	7	1.36	27.840	30.5	91.27	Normal
10	Ratnamanjari Mallik(G)	V	10-04-02	9	7	1.37	28.200	30.5	92.45	Normal
11	Babu Das(B)	V	15-03-02	9	8	1.36	26.300	29.7	88.55	Mild MN
12	Ranjita Behera(G)	V	25-04-02	9	7	1.17	18.600	30.5	60.98	Moderate MN
13	Sunita Behara(G)	V	05-10-01	10	1	1.26	21.800	32.5	67.07	Moderate MN
14	Ratneswar Das(B)	V	10-04-02	9	7	1.27	23.440	29.7	78.92	Mild MN
15	Harapriya Mohanty(G)	V	09-04-02	9	7	1.22	20.180	30.5	66.16	Moderate MN
16	Kajol Malika(G)	V	08-02-01	10	9	1.30	25.000	37.0	67.56	Moderate MN
17	Amara Mailika(B)	V	03-02-01	10	9	1.34	26.760	35.3	75.80	Mild MN
18	Sasmita Malika(G)	V	03-04-02	9	7	1.35	26.520	30.5	86.95	Mild MN
19	Mahadeva Malika(B)	V	08-04-02	9	7	1.25	21.480	29.7	72.22	Moderate MN
20	Saikrishna Mohanty(B)	V	18-04-02	9	7	1.27	23.740	29.7	79.93	Mild MN
21	Gatikrishna Malika(B)	V	08-02-02	9	7	1.22	21.360	29.7	71.91	Moderate MN
22	Santosh Dehury(B)	V	22-11-99	12	0	1.45	35.100	29.8	117.78	Normal
23	Rabindra Behera(B)	V	13-04-02	9	7	1.25	21.600	29.7	72.72	Moderate MN
24	Sunil Dehury(B)	V	13-04-02	9	7	1.36	27.300	29.7	91.91	Normal
25	Bargharani Behera(G)	V	05-03-02	9	8	1.35	29.200	30.5	95.73	Normal
26	Sangeeta Guru(G)	V	15-03-02	9	8	1.32	24.000	30.5	78.68	Mild MN
27	Sima Bhusanda(G)	V	24-03-02	9	8	1.32	23.540	30.5	77.18	Mild MN
28	Mayadhara Pradhan(B)	V	10-03-02	9	8	1.34	26.400	29.7	88.88	Mild MN
29	Sajid Khan(B)	V	20-04-02	9	7	1.37	24.940	29.7	83.97	Mild MN
30	Muna Dehury(B)	V	08-01-02	9	10	1.29	20.440	29.7	68.82	Moderate MN
31	Satyabrata Malika(B)	V	06-04-02	9	7	1.31	23.600	29.7	74.46	Mild MN
32	Rasmita Behera(G)	V	07-02-01	10	9	1.43	33.540	34.7	96.65	Normal
33	Reena Behera(G)	V	31-01-01	10	9	1.21	18.240	34.7	52.56	Severe MN
34	Sushila Dehury(G)	V	12-03-02	9	8	1.44	29.020	30.5	95.14	Normal
35	Barsharani Sahoo(G)	V	12-03-02	9	8	1.24	19.680	30.5	64.52	Moderate MN
36	Nirakara Dehury(B)	V	25-07-01	10	4	1.28	21.540	31.4	68.59	Moderate MN
37	Manoj Dehury(B)	V	10-02-02	9	9	1.19	21.000	29.7	70.70	Moderate MN
38	Sebati Behera(G)	V	22-04-02	9	7	1.21	20.900	30.5	68.52	Moderate MN
39	Mita Sendha(G)	V	05-01-01	10	10	1.29	20.320	34.7	58.55	Severe MN

Table 15.4: Malnutrition status of Class-V children at Gobindapur PS as on 29-11-11

Sl. No.	Name of the child	Class	Date of Birth	Age in years and month		Height in Meter	Weight in Kg.	NCHS Reference Standard Weight in Kg.	% of Weight/Age to NCHS Standard Weight / Age	Type of Nutritional Status as per Gomez classification
				Year	Month					
1	Kanwaljit Swain (B)	V	05-01-02	9	11	1.29	22.2	29.7	74.7	Moderate MN
2	Rajashree Senapati (G)	V	23-03-02	9	8	1.31	25.26	30.5	82.81	Mild MN
3	Priyanka Mohanty (G)	V	05-11-01	10	1	1.25	21.42	32.5	65.90	Moderate MN
4	Madhusmita Behera (G)	V	09-04-02	9	7	1.25	19.92	30.5	65.31	Moderate MN
5	Sonali Parida (G)	V	05-01-02	9	11	1.22	19.84	30.5	65.04	Moderate MN
6	Rasmi Ranjan Patra (B)	V	26-03-02	9	8	1.39	28.64	29.7	96.43	Normal
7	Jasobanta Behera (B)	V	23-04-02	9	7	1.35	28.52	29.7	96.02	Normal
8	Sachin Rout (B)	V	02-04-01	10	8	1.37	27.1	33.3	81.38	Mild MN
9	Priyaka Sahoo(G)	V	21-02-02	9	9	1.20	19.84	30.5	65.04	Moderate MN
10	Usharani Prushty(G)	V	20-03-02	9	8	1.32	22.36	30.5	73.31	Moderate MN
11	Millyprabha Sahoo(G)	V	21-12-01	9	11	1.31	24.5	30.5	80.32	Mild MN
12	Swarnaprabha Maharana(G)	V	25-03-02	9	8	1.17	22.44	30.5	73.57	Moderate MN
13	SoumyaRanjan Samanta(B)	V	20-04-00	11	7	1.26	24.58	29.2	84.17	Mild MN
14	Pujarani Raut(G)	V	08-03-01	10	9	1.39	27.92	34.7	80.46	Mild MN
15	Puja Sahoo B(G)	V	01-05-02	9	7	1.29	25.68	30.5	84.19	Mild MN
16	Puja Sahoo A (G)	V	01-05-02	9	7	1.32	24.54	30.5	80.45	Mild MN
17	Pabitra Maharana (B)	V	05-01-02	9	11	1.38	28.44	29.7	95.75	Normal
18	Ranjita Priya Darshi Raut(G)	V	24-03-02	9	8	1.34	26.7	30.5	87.54	Mild MN
19	Biswaprasad Mohapatra(B)	V	18-03-02	9	8	1.27	23.82	29.7	80.20	Mild MN
20	Biswajit Barik(B)	V	01-07-01	10	5	1.31	27.32	31.4	87.00	Mild MN
21	Kanhu Sethy(B)	V	20-03-02	9	8	1.22	18.98	29.7	63.90	Moderate MN
22	Premananda Naik(B)	V	25-03-02	9	8	1.30	22.54	29.7	75.89	Mild MN
23	Pujarani Behera(G)	V	02-06-02	9	6	1.11	17.72	28.5	62.17	Moderate MN
24	Sahid sekhar Sethy(B)	V	21-03-02	9	8	1.27	23.14	29.7	77.91	Mild MN
25	Kalpna Naik(G)	V	05-03-02	9	9	1.28	22.52	30.5	73.83	Moderate MN
26	Ajit barik(B)	V	15-07-01	10	4	1.31	24.24	31.4	77.19	Mild MN
27	Nishikanta Giri(B)	V	25-05-01	10	6	1.39	28.5	33.3	85.58	Mild MN
28	Lipu Naik(B)	V	20-04-02	9	7	1.37	24.46	29.7	82.35	Mild MN
29	Bibhuti Maharana(B)	V	05-04-02	9	8	1.11	15.5	29.7	52.18	Severe MN
30	Rakesh Behera (B)	V	12-01-02	9	10	1.36	21.28	29.7	71.64	Moderate MN
31	Puja Naik(G)	V	20-04-01	10	7	1.34	33.1	34.7	95.38	Normal
32	Sonali Behera(G)	V	25-03-00	11	8	1.25	22.22	29.2	76.09	Mild MN
33	Sikha Naik(G)	V	09-07-99	12	5	1.24	21.76	41.5	52.00	Severe MN

DISTRICT PROJECT OFFICE,
SARVA SHIKSHA ABHIYAN, DHENKANAL



Letter No.: 3344

Date: 21/11/11

From

Sri Udaya Narayan Das, O.A.S (I) S.B
District Project Co-ordinator,
SSA, Dhenkanal.

To

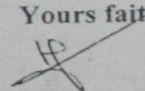
All the B.R.C Coordinators
SSA, Dhenkanal

Sub: Monitoring of SSA & MDM activities during _____ regarding

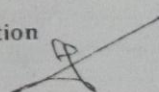
Sir,

In inviting a reference to the subject cited above, I am to inform you that the monitoring team of NKC Centre for Development Studies, Bhubaneswar (Monitoring Institute) shall visit to the selected 40 schools (copy enclosed) for data collection. You are requested to intimate the HM / SMC / MDM provider of the concerned schools to remain present during the date of their visit to school and co-operate in providing necessary data. You are also requested to intimate the matter at all CRC of your Block and do the needful at your end.

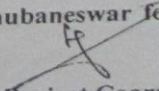
Yours faithfully


District Project Coordinator
SSA, Dhenkanal


Memo. No. 3345 // Dated... 21/11/11... //
Copy submitted to Addl. Director (Planning), OPEPA for favour of kind information


District Project Coordinator
SSA, Dhenkanal

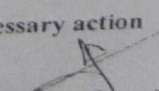
Memo. No. 3346 // Dated... 21/11/11... //
Copy submitted to the Nodal officer, NKCCDS (Monitoring SSA & MDM), Bhubaneswar for kind information & necessary action.


District Project Coordinator
SSA, Dhenkanal

Memo. No. 3347 // Dated... 21/11/11... //
Copy submitted to P.A. to Collector, Dhenkanal for favour of kind information of Collector


District Project Coordinator
SSA, Dhenkanal

Memo. No. 3348 // Dated... 21/11/11... //
Copy to D.I. of schools, Dhenkanal / ----- / ----- for information & necessary action


District Project Coordinator
SSA, Dhenkanal

40 SAMPLE SCHOOLS FOR MONITORING OF SSA ACTIVITIES & MDM PROGRAMME IN
DHENKANAL DISTRICT ON 21.11.2011 BY NKC CENTRE FOR DEVELOPMENT STUDIES,
BHUBANESWAR (MONITORING INSTITUTE)

Sl. no.	Name of School	Name of the Block / ULB	Category	Date of Visit	Remark
1.	Ranjagola Govt. UPS	Hindol	NRSTC	24.11.2011	
2.	Rajmohanpur NUPS	Hindol	NPEGEL	24.11.2011	
3.	Kalingapal Nodal UPS	Hindol	NPEGEL	24.11.2011	SC/ST
4.	Gandanali UPS	Hindol	NRSTC	24.11.2011	
5.	Joranda Nodal UPS	Gondia	CAL	24.11.2011	
6.	Joranda Patana PS	Gondia	CWSN	24.11.2011	SC/ST
7.	Dadhisinga PS	Gondia		24.11.2011	
8.	Khankar Ambahahali Nodal UPS	Gondia	CAL	25.11.11	
9.	Bhaliakan Majhipal PS	Gondia	CWSN	25.11.11	
10.	Dangapal UPS	Kankadahad	KGBV	25.11.11	SC/ST
11.	Batagaon UPS	Kankadahad	NRSTC	25.11.11	
12.	Gengutia PS	Sadar		25.11.11	
13.	Barada PS	Sadar		25.11.11	
14.	Sansailo SS	Sadar		25.11.11	ST
15.	Gopabandhu Collegepada UPS	Dkl Mplty		26.11.11	
16.	Gajamara UPS	Dkl Mplty	CWSN	26.11.11	
17.	Amalapada PS	Dkl Mplty		26.11.11	
18.	Shyamacharanpur PS	Dkl Mplty	Civil Work	26.11.11	
19.	Sambhu Gopal PS	Dkl Mplty		26.11.11	
20.	Similia PS	Dkl Mplty		26.11.11	
21.	Kutunia PS	Dkl Mplty		26.11.11	SC
22.	Kanteikolia UPS	Sadar	Civil Work	28.11.11	ST
23.	Govindpur Proj PS	Sadar		28.11.11	SC/ST
24.	Jawahar Nodal UPS	Sadar		28.11.11	SC/ST
25.	Siaria UPS	Sadar		28.11.11	
26.	Kandhapada UPS	Sadar		28.11.11	SC/ST
27.	Kaimati PS	Sadar		28.11.11	
28.	Nagiapasi UPS	Sadar		29.11.11	
29.	Durgaprasad UPS	Sadar		29.11.11	
30.	Nuagaon UPS	Sadar		29.11.11	
31.	Radhadeipur UPS	Sadar		29.11.11	
32.	Saptasajya UPS	Sadar		29.11.11	
33.	Parbatia PS	Sadar		29.11.11	
34.	Tarava UPS	Sadar		30.11.11	
35.	Ranja UPS	Sadar		30.11.11	
36.	Banasingh (A) UPS	Sadar		30.11.11	
37.	Patrabhag SS	Sadar		30.11.11	ST
38.	Tentulipatana UPS	Sadar		30.11.11	
39.	Haridapasi PS	Sadar		30.11.11	
40.	Bapujee UPS	Dkl Mplty	CAL	30.11.11	

RSTC has not been sanctioned by PAB for 2011-12.

Only 01 KGBV is functioning.

P. Acharya
21/11/2011
Nodal Officer, NCDS
(Monitoring SSA & MDM Programme)

[Signature]
District Project Coordinator
SSA, Dhenkanal

KENDRAPARA DISTRICT

Introduction:

Kendrapara District is located in the costal region of ODISHA State. It has 2262 number of schools covered under SSA. The District office concerned with MDM scheme is located at Kendrapara town. In order to implement MDM activities, District as well as Block level officials have been engaged. Besides, the teachers, SMC members and PRI members are also allowed to supervise the MDM scheme at school level. As per the MDM guidelines, rice is provided to the SHG/SMC who prepares and provides MDM purchasing dal, egg, mealmakers, vegetables and fuel. Each school is to get the cooking cost in advance every month and produce the expenditure statement along with vouchers to the Block office every month for release of the expenditure amount.

Procedure and criteria adopted for selection of sample schools:

As per the MoU and ToR, 40 schools have been identified in discussion with the DPO staffs of Sarva Shiksha Abhiyan of the District on **22-11-11** for monitoring of MDM activities at school level. The guidelines mentioned in the ToR have been followed for school selection. The 40 schools include 8 urban schools and 32 rural schools. The school wise details of criteria basing upon which the sample schools have been identified have been reflected in the **DPO's letter no. 3920 dtd: 22-11-2011 placed** at page **78**. Out of the 40 sample schools, 18 are primary schools (PS) and the rest upper primary schools (UPS). Each of the 40 sample schools has been visited by 01 of the members of the monitoring team who has spent 01 full day at the school to collect the MDM related data as per the format prescribed by the MHRD, GoI. The Nodal Officer has also visited one-third of the 40 sample schools as per the ToR. The data have been obtained by interacting with children, teachers, cook, helper, SHG/SMC/NGO providing MDM at school point and by observing the process of MDM preparation, storage and distribution. The data then have been cross-checked, cleaned and tabulated for analysis in respect of different aspects of the MDM scheme.

Mid-Day Meal Scheme:

(i)	Name of the Monitoring Institution	NCDS
(ii)	Period of the report	1-10-11 to 31-3-12
(iii)	Name of the District	KENDRAPARA
(iv)	Date of visit to the Districts/Schools	2-12-11 to 15-12-11

	<u>REGULARITY IN SERVING MEAL:</u> Whether the school is serving hot cooked meal daily? If there was interruption, what was the extent and reasons for the same?	Students, Teachers & Parents
1.	<p>The MI has visited 40 schools and has found that hot cooked meal is served in every school in regular working schedule. However, there has been interruption of MDM service in 17 schools since 01.09.11 (for school wise details, see Table 1.1 at page 59). In Bhanagaon UGUPS, MDM was stopped for 01 day on 5.9.11 because on that day the MDM Management responsibility was handed over by the SMC to the SHG. In Indupur PS, MDM service has been stopped for 03 days due to rainfall on 03.09.11 and 05.11.11 and due to flood on 06.11.11. In case of Chasakhanda PS, rice shortage is also noticed to be the cause of 06 days of MDM interruption from 24.11.11 to 30.11.11. In another school, named Jagannath UPS, there has been even 25 days of MDM interruption during working days from 01.10.11 to 16.11.11 owing to lack of cooking cost. In Ichhapur PS, MDM has been stopped for 03 months from 01.09.11 to 03.12.11 and the cause for the said interruption is dispute among the SHG members. In Marshaghai UPS, there has been 07 days of MDM interruption, that is 06 days from 12.09.11 to 17.09.11 due to flood and 01 day on 20.10.11 for local function. In Dhumat PS, MDM was not served for 02 days on 21.09.11 and 26.09.11 due to rain fall. In case of Maa Mangala UPS, there has been 09 days of MDM interruption from 01.09.11 to 11.09.11 because of non-functioning of SMC and SHG. In S.K. Urdu PS, MDM provision was stopped for 02 days on 25.10.11 and 05.09.11 owing to illness of Cook. There is another school named, West Shyam Sundar PUGUPS, where disruption of MDM service is noticed for 13 days that include 01 day on 03.09.11 due to illness of Cook and 12 days from 01.11.11 to 4-11-11, 08.11.11 to 12.11.11 and from 15.11.11 to 16.11.11 for lack of fund to procure fuel. In Angulai UGUPS because of non-availability of cooking cost, MDM service has been stopped for 07 days that is 03 days from 01.12.11 to 03.12.11 and on 05.12.11, 07.12.11, 09.12.11 and 12.12.11. In case of Patamundai Urdu PS, MDM provision has been interrupted for 03 days on 20.10.11 for rice non-availability and on 09.09.11 and 14.09.11 for rain fall.</p>	

There are 09 days of MDM interruption in Badamula Basanta PS on 20.11.11, 21.11.11 and from 24.11.11 to 30.11.11 owing to lack of rice. The same case of rice non-availability is also noticed to be the factor for MDM interruption in Darabachha UGUPS for 10 days from 14.09.11 to 17.09.11 and from 19.09.11 to 24.09.11. In case of Tunupur PS, there has been 12 days MDM disruption from 01.09.11 to 14.09.11 because of dispute among SMC and SHG. In Silipur PS, discontinuity of MDM service is recorded for 03 days from 13.09.11 to 15.09.11 because of flood. The above evidences reveal that lack of availability of rice and lack of cooking cost are two major reasons of non-provision of MDM at schools. Hence the State is to take adequate measures to regularly and timely provide rice as well as cooking cost advance to the schools.

TRENDS:

Extent of variation (As per school records vis-à-vis Actual on the day of visit)

No.	Details	On the day of visit
i.	Enrollment	5442
ii.	No. of children opted for MDM	5442
iii.	No. of children attending the school on the day of visit	4239
iv.	No. of children availing MDM as per MDM Register	4070
v.	No. of children actually availing MDM on the day of visit	4020

School level registers, MDM Registers Head Teachers, Schools level MDM functionaries / Observation of the monitoring team.

2.

Generally, many children do not get MDM because they do not come to schools. In case of some schools where some children although come to schools, do not take MDM. They rather go to home to take home made food. In the 40 sample schools, 5442 children have been enrolled and for the same strength of children, rice is supplied. On the day of MI's visit, 4239 children (77.9%) have attended the school, but 4020 (73.9%) children have actually taken MDM although 4070 (74.8%) children had availed MDM as per MDM register (For school wide details, see Table 2.1 at page 60). Among these 40 sample schools, Subhadrapur JB school is the only school where MDM register was not available on the visit day. Hence, information on MDM status of children availed as per MDM register and also of the previous day of MI's visit day could not be available (Table 2.1 at page 60). Some of the reasons for which MDM is not taken by children are mentioned below:

- MDM food items are not tasty.
- Muslim children prefer ‘dastar khana’ which means a piece of cloth or a wooden surface over which they can keep their rice plate. In the school due to absence of these facilities, they either prefer to go to their home along with MDM or do not consume the MDM at school.
- Because of illness, at times, children do not consume MDM.
- Generally, on Saturday some Hindu children do not take eggs owing to religious faiths. If eggless curry is provided to them then they consume rice otherwise do not take MDM.
- In many schools, students are not accustomed to eat soyabin curry. Hence, on soyabin curry day, they are not preferring MDM. They go home to take food during recess.
- Children have not brought eating utensil (plate) and the schools have no utensil to provide them.
- In many schools due to shortage of proper space, MDM is being served to children batch wise which in fact is causing inconvenience both to the children and the staff. As a result, the children with an apprehension of recess time over or getting late, they either go to their home or do not take MDM.

However, reasons are to be found out to know why some children are not attending the school. The DPO should physically verify the actual enrolment status of the children. Some of the enrolled children have been found, from the Students Attendance Register, to be either long absentees or not coming to school at all since 01.09.11. These may include fake-enrolment or children enrolled in more than one school. Further, a detailed examination of the actually enrolled children, Cluster or Block-wise, should be found out which may reduce the percentage of enrolled children not taking MDM because they do not come to school regularly.

The change of diet policy from “same diets everyday” (bhata and dalma) to “varied diets every day” has been appreciated by children but has yielded results in barrowing down the percentage gap between the percentage of children attending school and the percentage of children actually availing MDM. The gap between the percentage of children availed MDM as per the MDM register and the percentage of children actually availed MDM is only 0.9 per cent. In 29 schools during the prayer class (at 10 AM), the students are being asked by teachers/Student Food Minister to raise hands for opting to eat MDM on the day and accordingly the MDM food is cooked for only the willing students.

	<p>It is found that the number of children availed MDM as per the MDM register is same as the actual number of children taken MDM (Table2.1). Consequently, no amount of cooked MDM item has been found to be unconsumed / waste in these schools. In rest of the 11 schools, this practice is not followed and hence MDM mismanagement has been noticed. For instance, in Narayani UPS, on the day of MI's visit (03-12-1), 161 children (55 Primary & 106 UP) had come to school. The SHG in charge of providing MDM had stated that MDM had been cooked for 161 children which required 21Kg. 400gm. rice and 161 eggs as per the State's MDM guidelines. But on verification, the SHG admitted that 16 Kg. rice and 120 eggs had been cooked. Thus extra 5Kg. 400gm. rice and 41eggs had been shown as utilized in the MDM register. Since 114 children (48 P & 66 UP) had consumed MDM, the rice and egg required for cooking as per the MDM norm was 14 Kg.700gm. and 114 eggs respectively. Thus in reality 1 Kg.300gm. rice and 06 eggs had been cooked in excess. In Maa Mangala UPS, 84 children (31 P & 53 UP) had come on 12-12-11 when MI had visited the school. The SMC had cooked MDM for all 84 children as per the MDM norm but only 56 children took MDM. Thus excess amount of rice and dal for 28 children (8P & 20 UP) was cooked and remained unconsumed and was taken by the Cook and the Helper. In Patamundai Girls PS on 13-12-2011, the day of MI's visit, the SMC arranged cooking of MDM for all 128 children who had come to the school but it took 10 kg of rice for cooking instead of 12.8 Kg. But excess utilization of 2.8 Kg. of rice was shown in the MDM register. Further only 88 children took MDM which means 8.8 Kg. of rice was required to be cooked but extra 1.2 Kg. of rice was cooked. This surplus amount of rice was taken by the Cook and the Helper. All these evidences necessitate an exhaustive monitoring of MDM at school point.</p>	
3.	<p><u>REGULARITY IN DELIVERING FOOD GRAINS TO SCHOOL LEVEL:</u></p> <p>(i) Is school receiving food grain regularly? If there is delay in delivering food grains, what is the extent of delay and reasons for the same?</p>	<p>School level registers, MDM Registers, Head Teacher, School level MDM functionaries.</p>
	<p>Out of the 40 sample schools, 33 schools have received rice regularly since 1-9-11 (For school wise details, see Table 3.1 at page 61). In case of 07 schools, the reasons of delay are found to be; official delay, stock shortage and SHG dispute. Extent of delay in rice foodgrains is normally found to be from 07 days to 03 months. Dal, vegetable, mealmaker and egg are procured from local markets.</p>	
	<p>(ii) Is buffer stock of one-month's requirement is maintained?</p>	<p>School level registers, MDM Registers, Head Teacher, School level MDM functionaries</p>

	<p>There is a buffer stock of one month's requirement of rice in 29 out of the 40 sample schools (For school wise details see, Table 3.1). Thus 11 schools had no buffer stock of rice. Owing to this, MDM was stopped for lack of rice for 6 days in Chasakhanda PS. Block office is not effective in ensuring regular provision buffer stock of rice to all schools.</p>	
	<p>(iii) Is the quantity of food grains supplied as per the marked / indicated weight?</p>	
	<p>In 29 out of 40 sample schools, rice has been supplied less than the marked weight of the bag (50kg). The schools report that rice has been received less up to an amount of 2 to 6 kg. per 50 kg. bag (for school wise details see Table 3.1). The Block / District officers have not taken appropriate measures to address this problem.</p>	
	<p>(iv) Is the food grains delivered at the school?</p>	<p>School level registers, MDM Registers, Head Teacher, School level MDM functionaries</p>
	<p>Rice has been delivered at school point in 39 out of 40 sample schools. In case of Badabaranga PS, rice is delivered at SHG house because the school lacks a kitchen-cum-store (For school wise details, see Table 3.1 at page 61).</p>	
	<p>(v) Is the quality of food grain good?</p>	
	<p>In all 36 sample schools, the rice received has been of good quality. In case of 03 schools, the rice gives bad food smell and in 01 school, the rice has stones (For school wise details, see Table 3.2 at page 62).</p>	
4.	<p><u>REGULARITY IN DELIVERING COOKING COST TO SCHOOL LEVEL:</u></p>	<p>School level registers, MDM Registers, Head Teacher, School level MDM functionaries.</p>
	<p>(i) Is school receiving cooking cost in advance regularly? If there is delay in delivering cooking cost what is the extent of delay and reasons for it?</p>	
	<p>Not a single out of the 40 sample schools has received the cooking cost in advance regularly. The extent of delay of receiving cooking cost has ranged from 1 week to 2 months. The main reasons of delay are noticed to be : (1) official delay in releasing the advance even after receiving the utilization certificate from some schools and (2) availability of the revolving fund (see Table 4.1 at page 63 for school wise details.).</p>	
	<p>(ii) In case of delay, how schools manage to ensure that there is no disruption in the feeding programme?</p>	<p>School level registers, MDM Registers, Head Teacher, School level MDM functionaries.</p>
<p>In case of delay, the cooking cost is managed from SMC President's own fund, SHG fund, HM's own fund or revolving fund given by the Government. (For school wise details, see Table 4.1 at page 63). The SMC, HM or SHG face a lot of difficulties in arranging cooking cost especially when the cooking cost advance is delayed for several months.</p>		

	(iii) Is cooking cost paid by Cash or through banking channel?	School level registers, MDM Registers, Head Teacher, School level MDM functionaries.
	The cooking cost has been received only through E-transfer in all schools. (For school wise details, see Table 4.1).	
5.	<u>SOCIAL EQUITY:</u> Did you observe any gender or caste or community discrimination in cooking or serving or seating arrangements?	Observations
	In all sample 40 schools, the MI has not noticed any discrimination in cooking, serving and sitting arrangement for MDM based upon gender, caste or community (For school wise details, see Table 5.1 at page 64).	
6.	<u>VARIETY OF MENU:</u> (i) Has the school displayed its weekly menu, and is it able to adhere to the menu displayed?	Observations and discussion with children teachers, parents, VEC members, Gram Panchayat members and cooks.
	23 out of the 40 sample schools have displayed their weekly menu at a visible place. This menu has been prepared by the State Government and strictly followed by 39 sample schools where MDM is prepared everyday as per the given weekly menu. In case of Ichhapur PS, MDM is not cooked because of SHG dispute.(For school wise details, see 6.1 at page 65).	
	(ii) Is there variety in the food served or is the same food served daily?	Observations and discussion with children teachers, parents, VEC members, Gram Panchayat members and cooks.
	Except Ichhapur PS, in rest 39 sample schools, different food items are provided to children daily. The food items have been decided by the State Government keeping in view the nutritional requirement of the children. In Ichhapur PS, MDM is not coked due to SHG dispute.	
	(iii) Does the daily menu include rice / wheat preparation, dal and vegetables?	Observations and discussion with children teachers, parents, VEC members, Gram Panchayat members and cooks.
The daily menu in all 39 sample schools includes rice and vegetables every day. Dal is a part of daily menu on specified days in all of these schools. Wheat is not given at all (For school wise details, see Table 6.1). In 39 sample schools, egg is served twice a week.		
7.	<u>QUALITY & QUANTITY OF MEAL:</u> Feedback from children on (a) Quality of meal:	Observations of Investigation during MDM service

	<p>In 39 out of 40 sample schools, children have appreciated the quality of rice and in 37 schools, children have appreciated the quality of curry and dal (For school wise details, see Table 7.1 at page 66). In S.K.Urdu PS and Patamundai Girls PS, children do not like to eat soyabin curry.</p>	
	<p>(b) Quantity of meal:</p>	<p>Observations of Investigation during MDM service</p>
	<p>In 37 out of 40 sample schools, children have appreciated the quantity of rice and in 39 schools, they have appreciated the quantity of dal / curry served to them (For school wise status see Table 7.1). In Bhanagaon UGUPS and Mahipal UPS, children have complained that less quantity of rice is being served to them.</p>	
	<p>c) {If children were not happy Please give reasons and suggestions to improve.}</p>	<p>Observations of Investigation during MDM service</p>
	<p>In only 01 school (Ichhapur PS), the MDM service has been discontinued for SHG dispute. The children of 02 schools have expressed unhappiness over the less quantity of rice served to them (For school wise details, see Table 7.1). Also, children of 02 schools were found to be not happy with the soyabin curry.</p>	
8.	<p><u>SUPPLEMENTARY:</u></p> <p>(i) Is there school Health Card maintained for each child?</p>	<p>Teachers, Students, School Record</p>
	<p>In 26 out of the 40 sample schools, health card have been issued to children (For school wise details, see Table 8.1 at page 67). Among them health cards of 03 sample schools, bear height and weight status whereas in other 23 schools, health cards are seen with names of the children only. Hence, not a single school has maintained the health card properly along with the health status of the child. This has occurred despite the fact that in some schools, health check up programme has been conducted.</p>	
	<p>(ii) No. of times health check up of children done since 1-4-2011.</p>	
	<p>Health check up camp has been organized for children of 26 schools since 1.04.2011. Among them, it has been done only for 01 time in 19 schools, 02 times in 06 schools and 03 times in 01 school. The rest 14 schools are get the health check up benefit (For details, see Tables 8.1 at page 67).</p>	
	<p>(iii) Whether children are given micronutrients (Iron, folic acid, vitamin – A dosage) and de-worming medicine periodically?</p>	<p>Teachers, Students, School Record</p>
<p>In no sample schools, iron tablets have been given periodically (Table 8.1, page 67). In none of the schools, Vit A tablets have been given. There are only 16 schools where deworming tablets have been given since 1-04-11 but only for once and hence not given periodically with 06 months gap.</p>		

(iv) Who administers these medicines and at what frequency?	Teachers, Students, School Record
<p>In many schools where health check up programmes had been organized, medicines had been given to children but such medicines were given once or twice and not as per need.</p>	
(v) No. of times these medicines have been given since 1-4-2011.	
<p>In 16 schools and 04 schools, deworming tablets and iron tablets had been administered respectively for once/twice since 1-4-11 (See Table 8.1)</p>	
<p><u>STATUS OF COOKS:</u> (ii) Who cooks and serves the meal? (Cook/helper appointed by the Department or Self Help Group, or NGO or Contractor)</p>	Observations and discussion with children teachers, parents, VEC members, Gram Panchayat members and cooks.
<p>Out of the 40 sample schools, Cook and Helper have been engaged by SHG in 15 schools and in 24 schools by SMC (For school wise details, see Table 9.1 at page 68). In case of 01 school (Ichhapur PS), Cook and Helper are not appointed because of the interruption of MDM service (For school wise details, see at Table 9.1 at page 68)</p>	
(ii) Is the number of Cooks and Helpers engaged as per Govt. of India norms?	Observations and discussion with children teachers, parents, VEC members, Gram Panchayat members and cooks.
<p>As per the Government of India norms (vide, Lr. F. No. 5-1 / 2010-MDM-2-1 Govt. of India, MHRD, Department of school and Mass Education and Literacy, MDM Division Dt: 30-04-2010), 01 Cook-cum-Helper shall be engaged to a school up to 25 students. 02 Cook-cum-Helpers for schools having 26 to 100 students. And 01 additional Cook-cum-Helper is to be engaged for every addition of 100 students.</p>	
<p>9. This norm is not followed in Odisha. On the other hand, irrespective of the student strength, a school has 01 Cook and 01 Helper (For school wise details, see Table 9.1 at page 68). However, Cooks have been engaged in all 39 sample schools except Ischhapur PS whereas, Helpers are working in 29 schools. In 15 schools Cooks and Helpers are appointed by SHG whereas in the rest 24 schools they are appointed by SMC. There are only 02 schools which have Cooks and Helpers as per the Gol norm (For school wise details, see Table 9.1).</p>	
(iii)What is remuneration paid to cooks/helpers?	Observations and discussion with children teachers, parents, VEC members, Gram Panchayat members and cooks.
<p>The Cook is paid Rs.600/- per month and the Helper is paid Rs.400/- per month in all sample schools. (For school wise details, see Table 9.1). As per the State Govt's commitment in the 2011 PAB meeting, the Cook/Helper is to get Rs 1000/- per month but this has not been implemented so far. The State Govt. has recently taken a decision to implement this norm.</p>	

(iv) Are the remuneration paid to cooks/helpers regularly?	Observations and discussion with children teachers, parents, VEC members, Gram Panchayat members and cooks.
<p>In all 39 sample schools, the Cooks and Helpers are not getting their remuneration regularly. In case of 01 school (Ichhapur School), MDM is not found to be functional and there has been no appointment of Cook and Helper. In all 39 schools, the remuneration status could not be known from the passbook (For school wide details, see Table 9.1). It goes against the current MDM rules of the State which says that the Cook and Helper will get their remuneration every month regularly that too within the 1st week.</p>	
(v) Social Composition of cooks /helpers? (SC/ST/OBE/Minority)	Observations and discussion with children teachers, parents, VEC members, Gram Panchayat members and cooks.
<p>In 31 out of the sample 39 schools, the Cooks belong to SC/ ST/ OBC/ Minority Community. In 23 out of the 29 schools having Helper, the Helper belongs to SC/ST/OBC/Minority Community (For school wise details, see Table 9.1). Thus employment facility is given to the backward communities on priority.</p>	
<p><u>INFRASTRUCTURE:</u> 1) Is a pucca kitchen shed-cum-store: (f) Constructed and in use (g) Constructed but not in use under (h) Under construction (i) Sanctioned, but constructed not started (j) Not sanctioned Any other (specify)</p>	<p>School records, discussion with head teacher, teacher, VEC, Gram Panchayat members.</p>
<p>10. 14 out of the 40 sample schools have not got the sanction of pucca kitchen shed. In 02 schools, the pucca kitchen shed-cum-store, which has been constructed, is in use for both cooking and storing. In 16 schools, it is constructed but not in use for cooking. In 17 schools it is constructed but is not used for storing. In 01 school, the pucca kitchen-cum store is under construction whereas in 01 school it is sanctioned but the construction work has not yet been started (For school wise details, see Table 10.1 at page 69).</p>	
<p>2. Construction grant received under which scheme?</p>	
<p>All the schools who have got the sanction for constructing the kitchen-cum-store have got it under the MDM or SSA schemes (For school wise details, see Table 10.1).</p>	
<p>3. Reason for not using the constructed kitchen-cum-store for cooking and storing</p>	

	<p>The constructed kitchen-cum-store is not used for cooking because of space shortage (06 schools); smoke/ventilation problem (5 schools); no provision for hearth (01 schools), assumption of getting dirty (03 schools) and not suitable for hearth based cooking (01 school). Further, the same is not used for storing because of apprehension of theft (07 schools), space shortage (07 schools), fear of rat (01 school), water soaking (01 school) and other reason (01 school) . (For school wise details, see Table 10.1).</p>	
11.	<p>In case the pucca kitchen shed is not available, where is the food being cooked and where are the food grains/other ingredients being stored.</p>	<p>Discussion with head teacher, teacher, VEC, Gram Panchayat members, Observation</p>
	<p>There are 32 out of the 40 sample schools where pucca kitchen is not used for cooking MDM. Out of these, in 03 schools, MDM is cooked in school verandah. In case of 23 schools, it is cooked in an asbestos/tin/tile roofed house. In 02 schools, MDM is cooked in open space. In 01 school it is cooked at Cook's house. In case of 01 school, it is cooked under a shed of polythin. In 02 schools MDM is cooked in a separate pucca house.</p> <p>There are 33 schools where MDM is not stored in a pucca kitchen-cum-store. In 32 schools, food grains are stored in HM's room / classroom / MCS room/store room/office room/CRC room. Whereas in 01 school, food grains are stored at SHG's own house (For school wise details, see Table 10.2 at page 70).</p>	
12.	<p>Whether potable water is available for cooking and drinking purpose?</p>	<p>Discussion with head teacher, teacher, VEC, Gram Panchayat members, Observation</p>
	<p>In 37 sample schools, potable water is available for cooking and drinking purpose (For school wise details, see Table 10.2) .Chasakhanda PS, Kakat Mangala UPS and Baa Baranga PS do not have potable water facility at school. They bring water from water sources located outside the school.</p>	
13.	<p>Whether utensils used for kind food are adequate?</p>	<p>Teachers/Organizer of MDM Programme</p>
	<p>In 22 out of 40 schools, adequate utensils are available for cooking MDM (For school wise details, see Table 10.2). In rest 18 schools, cooking and storing utensils are not adequate. They have not got any grant to purchase them.</p>	
14.	<p>What is the kind of fuel used? (Gas based/firewood etc.)</p>	<p>Observation</p>

	<p>In 29 sample schools, firewood is used as fuel. In 01 school, cooking gas is used as fuel. In 05 schools, coal is used as fuel. In case of 04 schools, both cow dung cake and firewood are used as fuel. In 01 school both coal and fire wood is use as fuel. (For school wise details, see Table 10.2). In schools where kitchens have been constructed, the kitchen has a slab suitable for gas chullah based cooking. But the schools have not been provided with gas chullah. In turn, the slab reduces the space available for hearth based cooking. This compels some schools to cook outside of the kitchen.</p>	
15.	<p><u>SAFETY & HYGIENE:</u> ii. General Impression of the environment, Safety and hygiene:</p>	<p>Observation</p>
	<p>In all 38 sample schools, clean and safe environment exists (For school wise details, see Table 11.1 at page 71). Every day the school campus and classrooms are cleaned by the students before the children go for a prayer.</p>	
	<p>ii. Are children encouraged to wash hands before and after eating</p>	<p>observation</p>
	<p>In 33 out of 40 sample schools, children are encouraged by the teachers to wash hands using soap and water both before and after eating MDM. (For school wise details, see Table 11.1).</p>	
	<p>iii. Do the children partake meals in an orderly manner?</p>	<p>observation</p>
	<p>In all 39 sample schools children are seen to partake MDM in an orderly manner (Table 11.1). The orderliness is managed by teachers and the school cabinet formed by the children.</p>	
	<p>iv. Conservation of water?</p>	<p>Observation</p>
	<p>In 36 out of the 40 sample schools, children are found to conserve water while washing hands and utensils (For school wise details, see Table 11.1).</p>	
<p>1. Is the cooking process and storage of fuel safe, not posing any fire hazard?</p>	<p>observation</p>	
<p>In all 39 sample schools, cooking and storage places are found to be safe from any fire hazard (Table 11.1).</p>		
16.	<p>COMMUNITY PARTICIPATION: 1) Extent of participation by Parents/ VECs /Panchayats /Urban bodies in daily supervision, monitoring, participation</p>	<p>Discussion with head teacher, teacher, VEC, Gram Panchayat members</p>
	<p>In all 39 sample schools, parents supervise and monitor the MDM. In all 40 sample schools SMC supervise and monitor MDM. And in 30 schools PRI/ULB supervise and monitor MDM (For schools wise details, see Table 12.1, page 72). In some schools, they supervise everyday and in some occasionally or not at all.</p>	
	<p>2) Any roster maintained by community for supervision of MDM?</p>	

	Except 02 schools, roster is not maintained in other 38 sample schools (Table 12.1).	
	3) (a) opinion of community on quantity of MDM per child at primary level	
	In 03 of the 40 sample schools, the community has opined that the quantity of MDM per child at primary level is poor (For school wise details, see Table 12.2 at page 73).	
	(b) Opinion of community on quantity of MDM per child at upper primary level.	
	In 02 of the 40 sample schools, the community has opined that the quantity of MDM per child at upper primary level is poor (For school wise details, see Table 12.2 at page 73).	
	(c) Overall impression of MDM programme.	
	In none of the 40 schools, the overall impression of community on MDM is average (Table 12.2).	
	(d) From where do you know about MDM.	
	The community has known about MDM from various sources like TV, News Paper, Radio, Teacher, Villagers & Friends (For school wise details, see Table 12.2).	
	INSPECTION & SUPERVISION	School records, discussion with head teacher, teachers, VEC, Gram Panchayat members
17.	Has the mid day meal programme been inspected by any state/district/block level officers/officials?	
	Since 01-04-11, the Block Level Officers, District Level Officers and State Level Officers, have inspected MDM programme in 10 schools, 02 schools and 01 school respectively (For school wise details, see Table 13.1 at page 74). In 03 cases, these officers have given written remarks regarding MDM.	
	IMPACT	School records, discussion with head teacher, teachers, students, VEC, Gram Panchayat members.
18.	Has the mid day meal improved the enrollment, attendance of children in school, general well being (nutritional status) of children? Is there any other incidental benefits due to serving cooked meal in schools.	
	In 39 out of 40 sample schools, parents, teachers and students have opined that MDM has improved students' enrollment and attendance. In 37 schools they have opined that MDM has improved general health of children. In 36 schools they have opined that MDM has improved nutritional status of children (For school wise details, see Table 14.1 at page 75).	
19.	OTHER OBSERVATIONS, IF ANY:	

(i) As per the MDM guidelines, under no circumstances, Head Teacher/teacher is to be involved in procurement and /or management of MDM at school. This is followed in all except a few schools, especially where SMC is in charge of managing the MDM, the Head Teacher gets involved in procurement of MDMs and there is no supervision process to stop such incidences. On 2-12-11, the MI had visited the Chasakhanda PS and had noticed that the school Head Teacher regularly procures grocery items and vegetables from the market and the SMC who has taken the responsibility of doing this does not do it in the plea of lack of time. In Gobari UPS, the Head Teacher also regularly procures vegetables and grocery from the market for the MDM.

(ii) None of the 40 sample schools has a record of malnutrition status of the children. The State has not adopted this process. MI's study at Kakat Mangala UPS reveals that out of the 25 Class-VII children attended the school on 2-12-11, only 04 children had a normal health whereas the rest 21 children were malnourished; 03 children were severely malnourished; 11 were moderately malnourished; and 11 children were mildly malnourished. This indicates that provision of MDM without regular feeding of the micronutrients and deworming tablets would not save the children from malnutrition.

(iii) The Nodal Officer during his visit to Udaynagar PS had observed that the school had received 01 bag of rice which had insects. Although, the school had noticed it, the rice had not been returned.

Major Issues:

- 1. Issue of non-provision of MDM on working days.**
 - Limited only to 17 out of 40 sample schools.
 - Reasons are rice shortage (3 schools), fuel shortage, lack of cooking cost, rainfall, flood etc.
- 2. Issue of large number (22%) of the enrolled children not coming to school and hence unable to take MDM.**
 - Many children are either long absentees or have not at all come to school since 1-4-11.
 - The reason may be fake enrollment or enrollment in more than one school.
- 3. Issues of children (4 %) denying to take MDM although have attended the school.**
 - The quantum of such children has been found only in 08 out of the 40 sample schools.
 - The reasons are many: (1) children going to home to take food; (2) children not eating owing to lack of utensils; (3) children eating home-made tiffin or snacks purchased from market; and (4) MDM food items are not tasty.
- 4. Less amount of rice cooked than what was required.**
- 5. Excess amount of rice and dal were cooked and shown in MDM register and taken away by Cook and Helper.**
- 6. Issue of not releasing cooking cost in advance regularly.**
 - No school has got the cooking cost in advance every month regularly.
 - The reasons are: (1) delayed or no submission of vouchers and expenditure statement by SHG/SMC to the Block office, and (2) delay by the Block Officers to release the cooking cost in advance every month.
- 7. Issue of engaging Head Teachers in managing MDM**

The Head Teachers in some schools are compelled under the following circumstances to procure and manage MDM.

 - BDO/DI of schools verbally instructs the Head Teachers during meetings not to stop provision of MDM at any cost. Written letter in this regard is not circulated. Thus tacitly the MDM rule 6 is violated by the authorities who are supposed to protect it.
 - SMC members take plea that they do not have time to manage MDM but urge that children should get MDM everyday and request the Head Teachers to manage MDM.

- In the event of delay in payment of advance cooking cost, some SHGs are not willing to manage MDM utilizing their own fund.
- 8. Less and irregular payment of remuneration to Cook and Helper.**
2. Cooks and Helpers of all schools are paid much less than the Government of India norm and are not regularly paid every month.
- 9. Issue of no health check up and no provision of Vit A, iron tablets and de-worming tablets.**
3. Health check up has been done in a very limited schools. Vit. A, iron tablets and de-worming tablets are not given to childrens per requirement.
- 10. Issue of no use of pucca kitchen shed-cum-store.**
4. There are several schools where pucca kitchen shed-cum-store has been constructed under the MDM scheme but in most of them, it is not used either for cooking or for storing or for both purposes. The reasons are varied from school to school but the main three of them are space shortage, fear of theft and smoke problem.
- 11. Issue of inadequate availability of cooking utensils.**
5. Half of the sample schools face difficulty in cooking and serving MDM due to inadequate availability of cooking utensils.
- 12. Issue of lack of supervision and monitoring of MDM**
6. The management of MDM is not properly monitored and supervised by the concerned officers at all levels and this has yielded gross mismanagement of MDM. Food grains are supplied less than the weighted amount. Food grains are not timely supplied. MDM is cooked for children who do not eat it. The constructed pucca kitchen shed-cum-store is not utilized for cooking and storing. Cook and Helper do not receive their remuneration regularly every month. Cooking cost advance is not released to school regularly every month.
- 13. Issue of lack of proper weighing system for measuring the weight of food grains and vegetables and the weight of children.**
7. In none of the 40 sample schools, weight of children is measured to know their nutritional status. Similarly, the weight of food grains and vegetables is not accurately measured. It is roughly assessed.

Suggestions:

1. Rice stock availability at school be recorded every month and accordingly the required amount of rice be supplied with only 01 month of buffer stock.
2. Physical verification of the enrolled children at every school be made and the cases of fake/multiple enrollment be identified and quashed out.
3. Eating utensils be made available at each school. MDM food items be made more tasty with provision of more quantum of dal and vegetables per child per day. School gate may be closed during recess hours and children be motivated to eat MDM together with other children. Neat and clean dinning space be provided so that the children will like to eat in a safe place throughout the year. Each school be provided with a pucca dinning hall having vitrified tiled floor, sitting space as per enrollment strength, safe drinking water facility and facility for washing utensils and hands with soap and water.
4. Each school be instructed to identify, at morning prayer class every day, the children who would opt for taking MDM and MDM be cooked only for them.
5. The Head Teachers, SHGs and SMCs may be given onsite support relating to timely submission of vouchers and expenditure statement to the Block Office. Adequate supporting staff may be provided to facilitate the Block office in releasing the advance cooking cost regularly by the 1st week of every month.
6. The government officers like BDO/DI/SI of schools may be made accountable for giving any verbal instruction to the Head Teachers not to stop provision of MDM at any cost and thus compelling them to manage MDM.
7. Head Teachers and teachers may be asked not to purchase MDM items.
8. No Head Teacher/ teacher be made accountable for any kind of discrepancy or stoppage in the management or procurement of MDM.
9. The roles of SMC, SHG and teachers relating to MDM management be displayed in flex board in a visible place in school for generating awareness as well as transparency of MDM rules.

- 10.** Each Cook/ Helper be posted as Cook-cum-Helper and be paid Rs.1000/- per month as remuneration. The Govt. of India norm relating to posting of the number of Cook-cum-Helper as per the student strength of school be adopted soon.
- 11.** The State should take steps to cover all elementary schools under the NRHM scheme for regular health check up and provision of vit. A, iron and de-worming tablets to children.
- 12.** For each kitchen shed-cum-store, a chimney may be constructed for release of smoke. Shelves may be prepared for storage of food grains and fire wood inside the kitchen shed-cum-store using the maintenance grant. In case of schools having more than 100 children, additional grant may be given for construction of 01/ 02 more pucca kitchen shed-cum-stores depending upon the enrollment strength of the school.
- 13.** Schools having inadequate cooking utensils may be given some grant to procure the required cooking utensils.
- 14.** The supervision and monitoring system needs to be strengthened with documentation of feedback data received by the supervisory and monitoring officers in prescribed formats.
- 15.** Each school may be provided with a digital weighing machine for utilizing it to weigh the food grains/vegetables to be used for cooking and also to take weight measurement of the children to assess their nutritional status.
- 16.** Each school may be given a separate grant to purchase steel-made storage bins to keep the food grains in safe custody. This may be released depending upon the enrollment strength of school.
- 17.** Each school may be given a separate grant for purchasing eating utensils like steel-made tray and glass for the students as per the enrollment strength of school.

KENDRAPARA TABLES

2. Regularity in Serving Meal:

Table 1.1: School wise status on regularity in serving meal since 1-9-11

Sl. No.	School name	Hot cooked meal served daily	If no, what is served?	Period of school days (total no.) when meal was not served	Reasons for not serving hot cooked meal
1	Nuapada PUPS	Yes	-	Nil	-
2	Bhanagaon UGUPS	Yes	-	5-9-11(1 day)	Transfer of MDM management from SMC to SHG.
3	Palei Project UGUPS	Yes	-	Nil	-
4	Indupur PS	Yes	-	3-9-11, 5.11.11 to 6.11.11 (3 days)	Rain fall, flood
5	Chasakhanda PS	Yes	-	24-11-11 to 30-11-11 (6 days)	Lack of rice
6	Satabatia PS	Yes	-	Nil	-
7	Jagannath UPS	Yes	-	1.10.11 to 16.11.11(25 days)	Lack of cooking cost
8	Fraser Girl's PS	Yes	-	Nil	-
9	Mahipal UPS	Yes	-	Nil	-
10	Kakat Mangala UPS	Yes	-	Nil	-
11	Ichhapur PS	Yes	-	1.9.11 to 3-12-11 (3 months)	Dispute among SHG members
12	Bada Baranga PS	Yes	-	Nil	-
13	Idiali PS	Yes	-	Nil	-
14	Narayani UPS	Yes	-	Nil	-
15	Marshaghai UPS	Yes	-	12-9-11 to 17-9-11, 20.10.11(7days)	Flood, local function
16	Kalpataru UPS	Yes	-	Nil	-
17	Akhua Abhayapur UPS	Yes	-	Nil	-
18	Dhumat PS	Yes	-	21-9-11 & 26-9-11 (2 days)	Rain fall
19	Maa Mangala UPS	Yes	-	1-9-11 to 11-9-11(9 days)	No SMC & no SHG
20	Jaipur Urdu PS	Yes	-	Nil	-
21	Gobari UPS	Yes	-	Nil	-
22	Bajra Mahakali UPS	Yes	-	Nil	-
23	S.K.Urdu PS	Yes	-	25-10-11 , 5-9-11 (2 days)	Death of Cook's son
24	West Shyam Sundarpur PUGUPS	Yes	-	3-9-11 (1 day) → 1-11-11 to 4-11-11, 8-11-11 to 12.11-11, 15-11-11 to 16-11-11(12days) →	Illness of Cook Lack of cooking cost to procure fuel
25	Angulai UGUPS	Yes	-	1-12-11 to 3-12-11, 5-12-11, 7-12-11 , 9-12-11, 12-12-11(7 days)	Lack of cooking cost
26	Giranga UPS	Yes	-	12-9-11 to 17-9-11(6days)	Flood
27	Patamundai Urdu PS	Yes	-	20-10-11, 9-9-11, 14-9-11(3days)	Rain fall
28	Patamundai Girls PS	Yes	-	Nil	-
29	Badamula Basanta PS	Yes	-	20-11-11, 21-11-11,24-11-11 to 30-11-11(9days)	Lack of rice
30	Nasipur PS	Yes	-	Nil	-
31	Marshaghai Centre PS	Yes	-	Nil	-
32	Darabachha UGUPS	Yes	-	14-9-11 to 17-9-11, 19-9-11 to 24-9-11(10days)	Lack of rice
33	SM Bidyapitha	Yes	-	Nil	-
34	Tunupur PS	Yes	-	1-9-11-to 14-9-11 (12days)	Dispute among SMC and SHG
35	Subhadrapur JB School	Yes	-	Nil	-
36	Udayanagar PS	Yes	-	Nil	-
37	Thakurpatna PUPS	Yes	-	Nil	-
38	Binoba UPS	Yes	-	Nil	-
39	Manatir UGUPS	Yes	-	Nil	-
40	Silipur PS	Yes	-	13-9-11 to 15-9-11(3days)	Flood

*1) No. of schools that served MDM with interruption = 17

2. Trends:

Table 2.1: Schoolwise status on trends of MDM consumption

Sl. No.	School name	No. of children enrolled	No. of children opted for MDM	No. of children attended school on visit day of MI	No. of children availed MDM as per MDM Register	No. of children actually availed MDM on visit day of MI	No. of children availed MDM on the day previous to the visit day of MI
1	Nuapada PUPS	120	120	97	97	97	111
2	Bhanagaon UGUPS	105	105	84	84	90	
3	Palei Project UGUPS	212	212	195	187	187	159
4	Indupur PS	197	197	157	157	157	150
5	Chasakhanda PS	33	33	33	33	41	33
6	Satabatia PS	45	45	39	39	39	44
7	Jagannath UPS	196	196	161	161	161	134
8	Fraser Girl's PS	163	163	106	106	106	153
9	Mahipal UPS	141	141	95	95	95	100
10	Kakat Mangala UPS	151	151	133	133	133	133
11	Ichhapur PS	102	102	76	-	-	-
12	Bada Baranga PS	73	73	57	57	57	48
13	Idiali PS	36	36	35	35	35	32
14	Narayani UPS	174	174	161	161	114	129
15	Marshaghai UPS	335	335	283	283	283	250
16	Kalpataru UPS	95	95	72	72	72	90
17	Akhua Abhayapur UPA	152	152	92	92	92	80
18	Dhumat PS	197	197	152	152	152	150
19	Maa Mangala UPS	186	186	84	84	56	60
20	Jaipur Urdu PS	94	94	62	62	62	73
21	Gobari UPS	49	49	41	41	41	46
22	Bajra Mahakali UPS	298	298	266	266	266	250
23	S.K.Urdu PS	93	93	56	56	56	76
24	West Shyam Sundarpur PUGUPS	162	162	109	109	109	118
25	Angulai UGUPS	229	229	193	193	193	-
26	Giranga UPS	123	123	94	94	94	92
27	Patamundai Urdu PS	157	157	98	98	98	120
28	Patamundai Girls PS	139	139	128	128	88	139
29	Badamula Basanta PS	116	116	88	88	88	95
30	Nasipur PS	87	87	57	57	57	64
31	Marshaghai Centre PS	108	108	93	93	93	72
32	Darabachha UGUPS	151	151	124	124	124	123
33	SM Bidyapitha	196	196	157	157	144	164
34	Tunupur PS	121	121	110	110	110	111
35	Subhadrapur JB School	133	133	77	Register not available	70	Register not available
36	Udayanagar PS	26	26	24	24	20	26
37	Thakurpatna PUPS	138	138	119	119	119	118
38	Binoba UPS	97	97	53	45	47	75
39	Manatri UGUPS	113	113	93	93	89	101
40	Silipur PS	99	99	85	85	85	90
	Total =	5442	5442	4239	4070	4020	3809

*1) % of children attended school = 77.9 %

2) % of children availed MDM as per MDM register on visit day of MI = 74.8 %

3) % of children actually availed MDM on visit day of MI = 73.9 %

9. Regularity in Delivering Food Grains to School Level:

Table 3.1: Schoolwise status on delivery of food gains

Sl. No.	School name	Receiving food grains regularly	Extent of delay in receiving food grains	Reasons of delay	Buffer stock of one month's need is kept	Quantity of food grains supplied as per the marked weight	Approximate kg. less supply per 50 kg. bag Rice	Food grain is delivered at
1	Nuapada PUPS	Yes	-	-	Yes	Yes	-	School
2	Bhanagaon UGUPS	Yes	-	-	Yes	No	5 kg	School
3	Palei Project UGUPS	No	85 days	Shortage of stock	No	Yes	-	School
4	Indupur PS	Yes	-	-	Yes	No	4 Kg	School
5	Chasakhanda PS	No	2 months	Shortage of stock	No	Yes	-	School
6	Satabatia PS	Yes	-	-	Yes	No	3-4 kg	School
7	Jagannath UPS	Yes	-	-	Yes	No	3 kg	School
8	Fraser Girl's PS	Yes	-	-	Yes	No	2 kg.	School
9	Mahipal UPS	Yes	-	-	Yes	No	5 kg	School
10	Kakat Mangala UPS	Yes	-	-	Yes	Yes	-	School
11	Ichhapur PS	No	3months	SHG dispute	No	No	3kg	School
12	Bada Baranga PS	Yes	-	-	Yes	No	4 kg	SHG
13	Idiali PS	Yes	-	-	Yes	No	3-5 kg	School
14	Narayani UPS	Yes	-	-	No	No	2 kg	School
15	Marshaghai UPS	No	15 days	Official delay	No	Yes	-	School
16	Kalpataru UPS	Yes	-	-	Yes	No	4 kg	School
17	Akhua Abhayapur UPS	Yes	-	-	Yes	No	4 kg	School
18	Dhumat PS	Yes	-	-	Yes	No	5 kg	School
19	Maa Mangala UPS	Yes	-	-	Yes	Yes	2 kg	School
20	Jaipur Urdu PS	Yes	-	-	Yes	No	3 kg	School
21	Gobari UPS	No	2 months	Shortage of stock	No	No	2-3 kg	School
22	Bajra Mahakali UPS	No	2 months	Stock available	Yes	Yes	-	School
23	S.K.Urdu PS	Yes	-	-	No	Yes	-	School
24	West Shyam Sundarpur PUGUPS	Yes	-	-	Yes	No	2 kg	School
25	Angulai UGUPS	Yes	-	-	Yes	Yes	-	School
26	Giranga UPS	Yes	-	-	Yes	No	2 kg	School
27	Patamundai Urdu PS	Yes	-	-	Yes	No	4 kg	School
28	Patamundai Girls PS	Yes	-	-	Yes	No	3-5 kg	School
29	Badamula Basanta PS	Yes	-	-	Yes	No	5 kg	School
30	Nasipur PS	Yes	-	-	No	No	2 kg	School
31	Marshaghai Centre PS	Yes	-	-	Yes	No	4 -5kg	School
32	Darabachha UGUPS	Yes	-	-	Yes	No	4 kg	School
33	SM Bidyapitha	Yes	-	-	Yes	No	2 kg	School
34	Tunupur PS	Yes	-	-	No	Yes	-	School
35	Subhadrapur JB School	Yes	-	-	No	Yes	-	School
36	Udayanagar PS	Yes	-	-	Yes	No	3-4 kg	School
37	Thakurpatna PUPS	Yes	-	-	Yes	No	3 kg	School
38	Binoba UPS	Yes	-	-	No	No	5-6 kg	School
39	Manatri UGUPS	Yes	-	-	Yes	No	5 kg	School
40	Silipur PS	No	7 days	Official delay	Yes	No	2 kg	School

*1) No. of schools getting food grains regularly= 33

2) No. of schools having 01 month's extra food grains = 29

3) No. of schools getting less supply of food grains= 29
 5) No. of schools receiving food grains at school point= 39

4) Amount of rice less received per 50 kg. bag = 2 to 6 kg.

Table 3.2: Schoolwise status on quality of food gains received

Sl. No.	School name	Quality of food grains received is good	Nature of defect seen in quality of food grains
			Rice
1	Nuapada PUPS	Good	-
2	Bhanagaon UGUPS	Good	-
3	Palei Project UGUPS	Good	-
4	Indupur PS	Good	-
5	Chasakhanda PS	Good	-
6	Satabatia PS	Good	-
7	Jagannath UPS	Good	-
8	Fraser Girl's PS	Good	-
9	Mahipal UPS	Good	-
10	Kakat Mangala UPS	Good	-
11	Ichhapur PS	Good	-
12	Bada Baranga PS	Good	-
13	Idiali PS	Good	-
14	Narayani UPS	Good	-
15	Marshaghai UPS	Good	-
16	Kalpataru UPS	Not good	Bad smell of rice
17	Akhua Abhayapur UPA	Good	-
18	Dhumat PS	Good	-
19	Maa Mangala UPS	Good	-
20	Jaipur Urdu PS	Good	-
21	Gobari UPS	Good	-
22	Bajra Mahakali UPS	Good	-
23	S.K.Urdu PS	Good	-
24	West Shyam Sundarpur PUGUPS	Good	-
25	Angulai UGUPS	Good	-
26	Giranga UPS	Good	-
27	Patamundai Urdu PS	Good	-
28	Patamundai Girls PS	Good	-
29	Badamula Basanta PS	Good	-
30	Nasipur PS	Not good	Bad smell of rice
31	Marshaghai Centre PS	Not good	Rice with stones
32	Darabachha UGUPS	Good	-
33	SM Bidyapitha	Good	-
34	Tunupur PS	Good	-
35	Subhadrapur JB School	Good	-
36	Udayanagar PS	Not good	Bad smell of rice
37	Thakurpatna PUPS	Good	-
38	Binoba UPS	Good	-
39	Manatri UGUPS	Good	-
40	Silipur PS	Good	-

*1) No. of schools getting good quality of food grains = 36

10. Regularity in Delivering Cooking Cost to School Level:

Table 4.1: Schoolwise status on delivery of food gains

Sl. No.	School name	Receiving cooking cost in advance regularly	Extent of delay in getting cooking cost	Reasons of delay	Where from cooking cost is managed in case of delay in receiving it?	How is cooking cost paid?
1	Nuapada PUPS	No	2 months for Sept-11 & 1 month for Oct-11	Official delay	SMC's president own fund	E-transfer
2	Bhanagaon UGUPS	No	2 months for Sept-11 & 1 month for Oct-11	Revolving fund available	Revolving fund	E-transfer
3	Palei Project UGUPS	No	Not known from pass book	Official delay	HM's own Fund	E-transfer
4	Indupur PS	No	2 months for Sept-11 & 1 month for Oct-11	Official delay	SHG fund	E-transfer
5	Chasakhanda PS	No	2 months for Sept-11 & 1 month for Oct-11	Revolving fund available	Revolving fund	E-transfer
6	Satabatia PS	No	Not received from 3-5-201, 6 months	Official delay	HM's own Fund	E-transfer
7	Jagannath UPS	No	Not known from passbook	Official delay	HM's own fund	E-transfer
8	Fraser Girl's PS	No	Not known from passbook	Official delay	SMC's president own fund	E-transfer
9	Mahipal UPS	No	1 month for Sept-11, 1 month for Nov-11	Official delay	SHG & HM's own fund	E-transfer
10	Kakat Mangala UPS	No	1 month for Sept-11, 1 month delay for Nov-11	Revolving fund available	Revolving fund	E-transfer
11	Ichhapur PS	No	MDM stopped due to dispute of SHG	-	-	-
12	Bada Baranga PS	No	Not known from passbook	Revolving fund available	Revolving fund fund	E-transfer
13	Idiali PS	No	Not known from passbook	Revolving fund available	Revolving fund	E-transfer
14	Narayani UPS	No	Not known from passbook	Official delay	SHG's Own fund	E-transfer
15	Marshaghai UPS	No	Not known from passbook	Official delay	HM's own fund	E-transfer
16	Kalpataru UPS	No	2 months for Oct-11 & Nov-11	Official delay	HM's own fund	E-transfer
17	Akhua Abhayapur UPA	No	Not known from passbook-	Official delay	HM's own fund-	E-transfer
18	Dhumat PS	No	Not known from passbook	Official delay	HM's own fund & SHG's own fund	E-transfer
19	Maa Mangala UPS	No	Passbook not available	-	HM's own fund, SMC president's own fund	E-transfer
20	Jaipur Urdu PS	No	1 month for Nov-11	Revolving fund available	Revolving fund	E-transfer
21	Gobari UPS	No	1 months for Sept-11 and Nov-11	Official delay	HM's own fund	E-transfer
22	Bajra Mahakali UPS	No	1 month for oct-11	Official delay	HM's own fund	E-transfer
23	S.K.Urdu PS	No	2 months for Sept-11 & 1 month for Oct-11	Revolving fund available	Revolving fund	E-transfer
24	West Shyam Sundarpur PUGUPS	No	3 months for sept-11 , 2 months for oct-11 & 1month for Nov-11	Official delay	HM's own fund, SHG fund, SMC president's own fund	E-transfer
25	Angulai UGUPS	No	Not known from passbook	Official delay	HM's own fund, SHG fund	E-transfer
26	Giranga UPS	No	2 months for oct-11 & 1 month for nov-11	Official delay	HM's own fund	E-transfer
27	Patamundai Urdu PS	No	Not known from passbook	Official delay	SMC president's own fund	E-transfer
28	Patamundai Girls PS	No	Not known from pass book	Official delay	HM's own fund	E-transfer
29	Badamula Basanta PS	No	One month for Nov -11	Official delay	HM's own fund	E-transfer
30	Nasipur PS	No	1 months for Sept-11, not received for Nov-11	Official delay	HM's own fund	E-transfer
31	Marshaghai Centre PS	No	Not known from pass book	Official delay	HM's own fund	E-transfer
32	Darabachha UGUPS	No	1 months for Sept-11, not received for Nov-11	Official delay	SHG fund	E-transfer
33	SM Bidyapitha	No	Not known from passbook	Revolving fund available	Revolving fund	E-transfer
34	Tunupur PS	No	1 month for Oct-11	Official delay	HM's own fund	E-transfer
35	Subhadrapur JB School	No	2 months for Sept-11, 1 month for Oct-11	Official delay	SHG fund	E-transfer
36	Udayanagar PS	No	2 months for Sept-11, 1 month for Oct-11	Official delay	HM's own fund	E-transfer
37	Thakurpatna PUPS	No	2 months for Sept-11, 1 month for Oct-11	Official delay	SHG fund	E-transfer
38	Binoba UPS	No	2 months for Sept-11, 1 month for Oct-11	Official delay	SHG fund	E-transfer
39	Manatri UGUPS	No	2 months for Sept-11, not received for Nov-11	Official delay	HM's own fund	E-transfer
40	Silipur PS	No	2 months for Sept-11, not received for Nov-11	Official delay	HM's own fund	E-transfer

* 1) No. of schools getting cooking cost in advance regularly= Nil

2) Extent of delay in getting cooking cost = One week to two months

11. Social Equity:

Table 5.1: Schoolwise status on gender, caste and community wise discrimination in cooking and serving MDM and seating arrangement made for children to take MDM

Sl. No.	School name	Gender discrimination			Caste discrimination			Community discrimination		
		Cooking	Serving	Seating	Cooking	Serving	Seating	Cooking	Serving	Seating
1	Nuapada PUPS	No	No	No	No	No	No	No	No	No
2	Bhanagaon UGUPS	No	No	No	No	No	No	No	No	No
3	Palei Project UGUPS	No	No	No	No	No	No	No	No	No
4	Indupur PS	No	No	No	No	No	No	No	No	No
5	Chasakhanda PS	No	No	No	No	No	No	No	No	No
6	Satabatia PS	No	No	No	No	No	No	No	No	No
7	Jagannath UPS	No	No	No	No	No	No	No	No	No
8	Fraser Girl's PS	No	No	No	No	No	No	No	No	No
9	Mahipal UPS	No	No	No	No	No	No	No	No	No
10	Kakat Mangala UPS	No	No	No	No	No	No	No	No	No
11	Ichhapur PS	-	-	-	-	-	-	-	-	-
12	Bada Baranga PS	No	No	No	No	No	No	No	No	No
13	Idiali PS	No	No	No	No	No	No	No	No	No
14	Narayani UPS	No	No	No	No	No	No	No	No	No
15	Marshaghai UPS	No	No	No	No	No	No	No	No	No
16	Kalpataru UPS	No	No	No	No	No	No	No	No	No
17	Akhua Abhayapur UPS	No	No	No	No	No	No	No	No	No
18	Dhumat PS	No	No	No	No	No	No	No	No	No
19	Maa Mangala UPS	No	No	No	No	No	No	No	No	No
20	Jaipur Urdu PS	No	No	No	No	No	No	No	No	No
21	Gobari UPS	No	No	No	No	No	No	No	No	No
22	Bajra Mahakali UPS	No	No	No	No	No	No	No	No	No
23	S.K.Urdu PS	No	No	No	No	No	No	No	No	No
24	West Shyam Sundarpur PUGUPS	No	No	No	No	No	No	No	No	No
25	Angulai UGUPS	No	No	No	No	No	No	No	No	No
26	Giranga UPS	No	No	No	No	No	No	No	No	No
27	Patamundai Urdu PS	No	No	No	No	No	No	No	No	No
28	Patamundai Girls PS	No	No	No	No	No	No	No	No	No
29	Badamula Basanta PS	No	No	No	No	No	No	No	No	No
30	Nasipur PS	No	No	No	No	No	No	No	No	No
31	Marshaghai Centre PS	No	No	No	No	No	No	No	No	No
32	Darabachha UGUPS	No	No	No	No	No	No	No	No	No
33	SM Bidyapitha	No	No	No	No	No	No	No	No	No
34	Tunupur PS	No	No	No	No	No	No	No	No	No
35	Subhadrapur JB School	No	No	No	No	No	No	No	No	No
36	Udayanagar PS	No	No	No	No	No	No	No	No	No
37	Thakurpatna PUPS	No	No	No	No	No	No	No	No	No
38	Binoba UPS	No	No	No	No	No	No	No	No	No
39	Manatri UGUPS	No	No	No	No	No	No	No	No	No
40	Silipur PS	No	No	No	No	No	No	No	No	No

12. Variety of Menu:

Table 6.1: Schoolwise status on MDM menu

Sl. No	School name	Weekly MDM menu displayed	MDM is prepared as per weekly menu	Who decides the menu?	Nature of food items served	Daily menu includes rice	Daily menu includes wheat	Daily menu includes dal	Daily menu includes vegetables
1	Nuapada PUPS	Yes	Yes always	State Govt	Different items daily	Every day	No day	Some day	Every day
2	Bhanagaon UGUPS	Yes	Yes always	State Govt	Different items daily	Everyday	No day	Some day	Every day
3	Palei Project UGUPS	Yes	Yes always	State Govt	Different items daily	Everyday	No day	Some day	Every day
4	Indupur PS	Yes	Yes always	State Govt	Different items daily	Everyday	No day	Some day	Every day
5	Chasakhanda PS	Yes	Yes always	State Govt	Different items daily	Everyday	No day	Some day	Every day
6	Satabatia PS	Yes	Yes always	State Govt	Different items daily	Everyday	No day	Some day	Every day
7	Jagannath UPS	Yes	Yes always	State Govt	Different items daily	Everyday	No day	Some day	Every day
8	Fraser Girl's PS	Yes	Yes always	State Govt.	Different items daily	Everyday	No day	Some day	Every day
9	Mahipal UPS	No	Yes some times	State Govt	Different items daily	Everyday	No day	Some day	Everyday
10	Kakat Mangala UPS	Yes	Yes always	State Govt	Different items daily	Everyday	No day	Some day	Everyday
11	Ichhapur PS	-	-	-	-	-	-	-	-
12	Bada Baranga PS	Yes	Yes always	State Govt	Different items daily	Everyday	No day	Some day	Everyday
13	Idiali PS	Yes	Yes always	State Govt	Different items daily	Everyday	No day	Some day	Everyday
14	Narayani UPS	Yes	Yes always	State Govt	Different items daily	Everyday	No day	Some day	Everyday
15	Marshaghai UPS	Yes	Yes always	State Govt	Different items daily	Everyday	No day	Some day	Everyday
16	Kalpataru UPS	No	Yes always	State Govt	Different items daily	Everyday	No day	Some day	Everyday
17	Akhua Abhayapur UPS	Yes	Yes always	State Govt	Different items daily	Everyday	No day	Some day	Everyday
18	Dhumat PS	No	Yes always	State Govt	Different items daily	Everyday	No day	Some day	Everyday
19	Maa Mangala UPS	No	Yes always	State Govt	Different items daily	Everyday	No day	Some day	Everyday
20	Jaipur Urdu PS	No	Yes always	State Govt	Different items daily	Everyday	No day	Some day	Everyday
21	Gobari UPS	Yes	Yes always	State Govt	Different items daily	Everyday	No day	Some day	Everyday
22	Bajra Mahakali UPS	Yes	Yes always	State Govt	Different items daily	Everyday	No day	Some day	Everyday
23	S.K.Urdu PS	No	Yes always	State Govt	Different items daily	Everyday	No day	Some day	Everyday
24	West Shyam Sundarpur PUGUPS	Yes	Yes always	State Govt	Different items daily	Everyday	No day	Some day	Everyday
25	Angulai UGUPS	No	Yes always	State Govt	Different items daily	Everyday	No day	Some day	Everyday
26	Giranga UPS	No	Yes always	State Govt	Different items daily	Everyday	No day	Some day	Everyday
27	Patamundai Urdu PS	No	Yes always	State Govt	Different items daily	Everyday	No day	Some day	Everyday
28	Patamundai Girls PS	No	Yes always	State Govt	Different items daily	Everyday	No day	Some day	Everyday
29	Badamula Basanta PS	No	Yes always	State Govt	Different items daily	Everyday	No day	Some day	Everyday
30	Nasipur PS	Yes	Yes always	State Govt	Different items daily	Everyday	No day	Some day	Everyday
31	Marshaghai Centre PS	Yes	Yes always	State Govt	Different items daily	Everyday	No day	Some day	Everyday
32	Darabachha UGUPS	No	Yes always	State Govt	Different items daily	Everyday	No day	Some day	Everyday
33	SM Bidyapitha	No	Yes always	State Govt	Different items daily	Everyday	No day	Some day	Everyday
34	Tunupur PS	No	Yes always	State Govt	Different items daily	Everyday	No day	Some day	Everyday
35	Subhadrapur JB School	No	Yes always	State Govt	Different items daily	Everyday	No day	Some day	Everyday
36	Udayanagar PS	Yes	Yes always	State Govt	Different items daily	Everyday	No day	Some day	Everyday
37	Thakurpatna PUPS	Yes	Yes always	State Govt	Different items daily	Everyday	No day	Some day	Everyday
38	Binoba UPS	Yes	Yes always	State Govt	Different items daily	Everyday	No day	Some day	Everyday
39	Manatri UGUPS	No	Yes always	State Govt	Different items daily	Everyday	No day	Some day	Everyday

40	Silipur PS	Yes	Yes always	State Govt	Different items daily	Everyday	No day	Some day	Everyday
----	------------	-----	------------	------------	-----------------------	----------	--------	----------	----------

*1) No. of Schools displayed weekly MDM menu = 23 2) No. of Schools who serves different food items everyday = 39

13. Quantity and Quality of Meal:

Table 7.1: Schoolwise status on opinion of children on quality and quantity of MDM

Sl. No.	School name	Opinion on quality of rice	Opinion on quality of dal/curry	Opinion on quantity of rice	Opinion on quantity of dal/curry	Reasons for unhappiness on quality of rice/dal/curry	Reasons for unhappiness on quantity of rice/dal/curry
1	Nuapada PUPS	Happy always	Happy always	Happy always	Happy always	-	-
2	Bhanagaon UGUPS	Happy always	Happy always	Not happy some time	Happy always	-	Less quantity
3	Palei Project UGUPS	Happy always	Happy always	Happy always	Happy always	-	-
4	Indupur PS	Happy always	Happy always	Happy always	Happy always	-	-
5	Chasakhanda PS	Happy always	Happy always	Happy always	Happy always	-	-
6	Satabatia PS	Happy always	Happy always	Happy always	Happy always	-	-
7	Jagannath UPS	Happy always	Happy always	Happy always	Happy always	-	-
8	Fraser Girl's PS	Happy always	Happy always	Happy always	Happy always	-	-
9	Mahipal UPS	Happy always	Happy always	Not happy always	Happy always	-	Less quantity
10	Kakat Mangala UPS	Happy always	Happy always	Happy always	Happy always	-	-
11	Ichhapur PS	--	--	--	--	-	-
12	Bada Baranga PS	Happy always	Happy always	Happy always	Happy always	-	-
13	Idiali PS	Happy always	Happy always	Happy always	Happy always	-	-
14	Narayani UPS	Happy always	Happy always	Happy always	Happy always	-	-
15	Marshaghai UPS	Happy always	Happy always	Happy always	Happy always	-	-
16	Kalpataru UPS	Happy always	Happy always	Happy always	Happy always	-	-
17	Akhua Abhayapur UPS	Happy always	Happy always	Happy always	Happy always	-	-
18	Dhumat PS	Happy always	Happy always	Happy always	Happy always	-	-
19	Maa Mangala UPS	Happy always	Happy always	Happy always	Happy always	-	-
20	Jaipur Urdu PS	Happy always	Happy always	Happy always	Happy always	-	-
21	Gobari UPS	Happy always	Happy always	Happy always	Happy always	-	-
22	Bajra Mahakali UPS	Happy always	Happy always	Happy always	Happy always	-	-
23	S.K.Urdu PS	Happy always	Not Happy some times	Happy always	Happy always	Do not like to eat soyabin curry	-
24	West Shyam Sundarpur PUGUPS	Happy always	Happy always	Happy always	Happy always	-	-
25	Angulai UGUPS	Happy always	Happy always	Happy always	Happy always	-	-
26	Giranga UPS	Happy always	Happy always	Happy always	Happy always	-	-
27	Patamundai Urdu PS	Happy always	Happy always	Happy always	Happy always	-	-
28	Patamundai Girls PS	Happy always	Not Happy some times	Happy always	Happy always	Do not like to eat soyabin curry	-
29	Badamula Basanta PS	Happy always	Happy always	Happy always	Happy always	-	-
30	Nasipur PS	Happy always	Happy always	Happy always	Happy always	-	-
31	Marshaghai Centre PS	Happy always	Happy always	Happy always	Happy always	-	-
32	Darabachha UGUPS	Happy always	Happy always	Happy always	Happy always	-	-
33	SM Bidyapitha	Happy always	Happy always	Happy always	Happy always	-	-
34	Tunupur PS	Happy always	Happy always	Happy always	Happy always	-	-
35	Subhadrapur JB School	Happy always	Happy always	Happy always	Happy always	-	-
36	Udayanagar PS	Happy always	Happy always	Happy always	Happy always	-	-
37	Thakurpatna PUPS	Happy always	Happy always	Happy always	Happy always	-	-
38	Binoba UPS	Happy always	Happy always	Happy always	Happy always	-	-
39	Manatri UGUPS	Happy always	Happy always	Happy always	Happy always	-	-
40	Silipur PS	Happy always	Happy always	Happy always	Happy always	-	-

*1) No. of schools where children are happy always on quality of rice = 39

2) No. of schools where children are happy always on quality of dal = 37

3) No. of schools where children are happy always on quantity of rice = 37

4) No. of schools where children are happy always on quantity of dal = 39

14. Supplementary:

Table 8.1: Schoolwise status on healthcare facilities

Sl. No	School name	Health card maintained for each child	No. of times health check up done since 1-4-11	Iron tablets given periodically	Vit. A tablets given periodically	De-worming tablets given periodically	Who provides medicine?	No. of times medicines given since 1-4-11
1	Nuapada PUPS	Yes with name only	1	No	No	No	State Govt.	1
2	Bhanagaon UGUPS	Yes with name only	2	No	No	No	State Govt	2
3	Palei Project UGUPS	Yes with name height & weight	1	No	No	No	-	Nil
4	Indupur PS	Yes with data up to 24-11-11	2	No	No	No	State Govt.	2
5	Chasakhanda PS	Yes with name height & weight	1	No	No	No	-	Nil
6	Satabatia PS	Yes with name only	1	No	No	No	State Govt	1
7	Jagannath UPS	Yes with name height & weight	Nil	No	No	No	-	Nil
8	Fraser Girl's PS	No HC	Nil	No	No	No	-	Nil
9	Mahipal UPS	No HC	Nil	No	No	No	-	Nil
10	Kakat Mangala UPS	No HC	Nil	No	No	No	-	Nil
11	Ichhapur PS	No HC	Nil	No	No	No	-	Nil
12	Bada Baranga PS	No HC	Nil	No	No	No	-	Nil
13	Idiali PS	Yes with data up to 14-11-11	1	No	No	No	State Govt	1
14	Narayani UPS	Yes with data up to 15-9-11	2	No	No	No	State Govt.	2
15	Marshaghai UPS	No HC	Nil	No	No	No	-	Nil
16	Kalpataru UPS	Yes with name only	1	No	No	No	-	Nil
17	Akhua Abhayapur UPA	No HC	Nil	No	No	No	-	Nil
18	Dhumat PS	Yes with name only	2	No	No	No	-	Nil
19	Maa Mangala UPS	Yes with name only	2	No	No	No	-	Nil
20	Jaipur Urdu PS	No HC	Nil	No	No	No	-	Nil
21	Gobari UPS	No HC	1	No	No	No	-	Nil
22	Bajra Mahakali UPS	Yes with name only	1	No	No	No	State Govt	1
23	S.K.Urdu PS	Yes with name only	Nil	No	No	No	-	Nil
24	West Shyam Sundarpur PUGUPS	No HC	1	No	No	No	State Govt.	1
25	Angulai UGUPS	Yes with name only	1	No	No	No	-	Nil
26	Giranga UPS	Yes with name only	Nil	No	No	No	-	Nil
27	Patamundai Urdu PS	No HC	Nil	No	No	No	-	Nil
28	Patamundai Girls PS	Yes with name only	1	No	No	No	State Govt	1
29	Badamula Basanta PS	No HC	1	No	No	No	State Govt	1
30	Nasipur PS	Yes with name only	1	No	No	No	State Govt	1
31	Marshaghai Centre PS	Yes with name only	1	No	No	No	-	Nil
32	Darabachha UGUPS	Yes with data up to 1-09-11	1	No	No	No	-	Nil
33	SM Bidyapitha	Yes with names only	3	No	No	No	State Govt	1
34	Tunupur PS	Yes with data up to 26-09-11	1	No	No	No	State Govt	1
35	Subhadrapur JB School	Yes with names only	1	No	No	No	State Govt	1
36	Udayanagar PS	Yes with Name only	1	No	No	No	State Govt	1
37	Thakurpatna PUPS	No HC	2	No	No	No	-	Nil
38	Binoba UPS	No HC	Nil	No	No	No	-	Nil
39	Manatri UGUPS	Yes with Name only	1	No	No	No	State Govt	1
40	Silipur PS	Yes with Name only	Nil	No	No	No	-	Nil

*1) No. of schools having health cards for each child = 26

2) No. of schools organized health check up camp since 01.04.11 = 26

3) No. of schools where iron tablets have been given to children periodically = Nil

4) No. of schools where vit. Tablets have been given to children periodically = Nil

5) No. of schools where deworming tablets have been given to children periodically = Nil

9. Status of Cooks and Helpers:

Table 9.1: Schoolwise status on cooks and helpers

Sl. No.	School name	Cook and Helper are appointed by	No. of Cooks engaged	No. of Helpers engaged	No of Cook-cum-helper required as per GoI norm	Remuneration paid per month to		Remuneration is paid regularly (no of months delay since 1-4-11)	Cook belongs to	Helper belongs to
						Cook	Helper			
1	Nuapada PUPS	SMC	1	1	3	600	400	Not received yet	OBC	GEN
2	Bhanagaon UGUPS	SHG	1	1	3	600	400	Not received yet	GEN	OBC
3	Palei Project UGUPS	SMC	1	1	4	600	400	Not received yet	OBC	OBC
4	Indupur PS	SHG	1	1	3	600	400	Not received yet	OBC	OBC
5	Chasakhanda PS	SMC	1	Nil	2	600	-	Not received yet	OBC	-
6	Satabatia PS	SMC	1	Nil	2	600	-	Not received yet	GEN	-
7	Jagannath UPS	SMC	1	1	3	600	400	Not known from passbook	OBC	OBC
8	Fraser Girl's PS	SMC	1	1	3	600	400	Not known from passbook	OBC	OBC
9	Mahipal UPS	SHG	1	1	3	600	400	Not received yet	OBC	OBC
10	Kakat Mangala UPS	SHG	1	1	3	600	400	Not known from passbook	OBC	OBC
11	Ichhapur PS	Not appointed	-	-	3	-	-	-	-	-
12	Bada Baranga PS	SMC	1	Nil	2	600	-	Not received yet	SC	-
13	Idiali PS	SMC	1	Nil	2	600	-	Not received yet	OBC	-
14	Narayani UPS	SHG	1	1	3	600	400	Not received yet	OBC	SC
15	Marshaghai UPS	SMC	1	1	5	600	400	Passbook not available	GEN	OBC
16	Kalpataru UPS	SMC	1	Nil	2	600	-	Not heard yet	GEN	-
17	Akhua Abhayapur UPA	SMC	1	1	3	600	400	Not known from passbook	OBC	GEN
18	Dhumat PS	SHG	1	1	3	600	400	Not received yet	OBC	OBC
19	Maa Mangala UPS	SMC	1	1	3	600	400	Not received yet	GEN	GEN
20	Jaipur Urdu PS	SMC	1	Nil	2	600	-	Passbook not up to dated	Minority	-
21	Gobari UPS	SMC	1	Nil	2	600	-	Not known from passbook	OBC	OBC
22	Bajra Mahakali UPS	SMC	1	1	4	600	400	Not known from passbook	Gen	OBC
23	S.K.Urdu PS	SMC	1	Nil	2	600	-	Not received yet	SC	-
24	West Shyam Sundarpur PUGUPS	SHG	1	1	3	600	400	Not received yet	OBC	OBC
25	Angulai UGUPS	SHG	1	1	4	600	400	Not received yet	GEN	GEN
26	Giranga UPS	SMC	1	1	3	600	400	Not received yet	OBC	OBC
27	Patamundai Urdu PS	SMC	1	1	3	600	400	Not received yet	Minority	Minority
28	Patamundai Girls PS	SMC	1	1	3	600	400	Not received yet	OBC	OBC
29	Badamula Basanta PS	SMC	1	1	3	600	400	Not received yet	OBC	GEN
30	Nasipur PS	SMC	1	Nil	2	600	-	1 month delay (Nov11)	OBC	-
31	Marshaghai Centre PS	SHG	1	1	3	600	400	Not received yet	OBC	OBC
32	Darabachha UGUPS	SHG	1	1	3	600	400	Not received yet	OBC	OBC
33	SM Bidyapitha	SMC	1	1	3	600	400	No	GEN	GEN
34	Tunupur PS	SMC	1	1	3	600	400	Not known from passbook	OBC	OBC
35	Subhadrapur JB School	SHG	1	1	3	600	400	Not received yet	OBC	OBC
36	Udayanagar PS	SMC	1	Nil	2	600	-	Not received yet	OBC	-
37	Thakurpatna PUPS	SHG	1	1	3	600	400	Not received yet	OBC	OBC
38	Binoba UPS	SHG	1	1	2	600	400	Not received yet	OBC	OBC
39	Manatri UGUPS	SHG	1	1	3	600	400	Not received yet	OBC	OBC
40	Silipur PS	SHG	1	1	2	600	400	Not received yet	OBC	OBC

- * 1) No. of schools where Cooks and Helpers get remuneration regularly = Nil
2) No. of schools where Cooks belong to SC/ST/OBC/Minority community = 31
3) No. of schools where Helpers belong to SC/ST/OBC/Minority community = 23
4) No. of schools where cook and helper are appointed by SHG = 15
5) No. of schools having Cook and Helper as per the GoI norm = 02

10. Infrastructure:

Table 10.1: Schoolwise status on construction of kitchen-cum-store

Sl. No.	School name	Construction status of pucca kitchen-cum-store	Construction grant received under which scheme?	Reason for not using the constructed pucca kitchen-cum-store for	
				Cooking	Storing
1	Nuapada PUPS	Constructed and used for both cooking and storing	MDM	-	-
2	Bhanagaon UGUPS	Constructed but not in use for cooking and storing	MDM	Not suitable for hearth based cooking	Fear of theft
3	Palei Project UGUPS	Constructed but not in use for storing	MDM	-	Space shortage
4	Indupur PS	Constructed but not in use for cooking	SSA	Smoke problem	-
5	Chasakhanda PS	Constructed but not in use for cooking and storing	SSA	Assumption of getting dirty	assumption of getting dirty
6	Satabatia PS	Constructed but not in use for cooking	MDM	Assumption of getting dirty	-
7	Jagannath UPS	Constructed but not in use for storing	MDM	-	Fear of theft, space shortage
8	Fraser Girl's PS	Constructed but not in use for cooking and storing	SSA	Smoke problem	Fear of theft
9	Mahipal UPS	Not sanctioned	-	-	-
10	Kakat Mangala UPS	Not sanctioned	-	-	-
11	Ichhapur PS	Not sanctioned	-	-	-
12	Bada Baranga PS	Not sanctioned	-	-	-
13	Idiali PS	Constructed but not in use for cooking and storing	MDM	Assumption of getting dirty	Fear of theft and rat
14	Narayani UPS	Constructed but not in use for storing	MDM	-	Space shortage
15	Marshaghai UPS	Constructed but not in use for cooking and storing	SSA	Space shortage	Fear of theft
16	Kalpataru UPS	Constructed but not in use for storing	MDM	-	Space shortage
17	Akhua Abhayapur UPA	Under construction	SSA	-	-
18	Dhumat PS	Constructed but not in use for cooking and storing	SSA	Space shortage	Fear of theft
19	Maa Mangala UPS	Not sanctioned	-	-	-
20	Jaipur Urdu PS	Not sanctioned	-	-	-
21	Gobari UPS	Not sanctioned	-	-	-
22	Bajra Mahakali UPS	Constructed but not in use for cooking and storing	MDM	Space shortage	Space shortage
23	S.K.Urdu PS	Constructed but not in use for cooking and storing	MDM	No provision for hearth	Fear of theft
24	West Shyam Sundarpur PUGUPS	Constructed and in use for both cooking and storing	MDM	-	-
25	Angulai UGUPS	Not sanctioned	-	-	-
26	Giranga UPS	Not sanctioned	-	-	-
27	Patamundai Urdu PS	Not sanctioned	-	-	-
28	Patamundai Girls PS	Not sanctioned	-	-	-
29	Badamula Basanta PS	Constructed but not in use for storing	SSA	-	Fear of rat
30	Nasipur PS	Not sanctioned	-	-	-
31	Marshaghai Centre PS	Constructed but not in use for cooking and storing	MDM	Space shortage	Space shortage
32	Darabachha UGUPS	Sanctioned but construction not started	SSA	-	-
33	SM Bidyapitha	Not sanctioned	-	-	-
34	Tunupur PS	Constructed but not in use for cooking	MDM	No ventilation	-
35	Subhadrapur JB School	Constructed but not in use for storing	MDM	-	Space shortage
36	Udayanagar PS	Constructed but not in used for both cooking and storing	MDM	Space shortage	Space shortage
37	Thakurpatna PUPS	Constructed but not in use for cooking	SSA	No ventilation	-
38	Binoba UPS	Constructed but not in use for cooking	MDM	Space shortage	-
39	Manatri UGUPS	Not sanctioned	-	-	-
40	Silipur PS	Constructed but not in used for both cooking and storing	SSA	No ventilation	Water soaking

*1) No. of schools where pucca kitchen-cum-store has been constructed and in use for both cooking and storing = 02

2) No. of schools where pucca kitchen-cum-store has been constructed and not used for cooking = 16

3) No. of schools where pucca kitchen-cum-store has been constructed and not used for storing = 17

4) Main reasons for not using the constructed pucca kitchen-cum-store for cooking = 16

a) Space shortage = 06 Schools

b) Smoke/ventilation problem = 05 Schools

c) kitchen used as classroom/office/store = Nil School

d) Kitchen not/recently handed over = Nil School

e) distantly located = Nil School f) Getting dirty = 03 Schools

g) No provision for hearth = 01 School

h) Construction for gas purpose = 01 School

5) Main reasons for not using the constructed pucca kitchen-cum-store for storing = 17

a) Fear of theft = 07 Schools

d) KGVB material stored = Nil School

b) Space shortage = 07 Schools

e) Other reasons = 01 School

c) using as classroom/office = Nil Schools

f) Fear of rat = 01 School g) Water soaking= 01 School

6) No. of schools having no sanction to construct pucca kitchen-cum-store = 14

7) No. of schools where the pucca kitchen-cum-store is under construction = 01

8) No. of schools having sanction to construct pucca kitchen-cum-store but the construction work has not started = 01

Table 10.2: Schoolwise status on alternative place of cooking and storing where pucca kitchen-cum-store is not available and availability of water, fuel and utensils for cooking

Sl. No.	School name	Alternative place used for cooking MDM	Alternative place used for storing food grains	Potable water available for cooking and drinking	Adequate utensils available for cooking	Kind of fuel used
1	Nuapada PUPS	-	-	Yes	No	Gas
2	Bhanagaon UGUPS	Asbestos roofed house	HM's room	Yes	No	Firewood
3	Palei Project UGUPS	-	School store room	Yes	Yes	Firewood
4	Indupur PS	Tiled roofed house	-	Yes	Yes	Firewood
5	Chasakhanda PS	Open space	School store room	No	No	Firewood
6	Satabatia PS	Cook's house	-	Yes	No	Firewood
7	Jagannath UPS	-	Office room	Yes	Yes	Firewood
8	Fraser Girl's PS	Asbestos roofed house	MCS room	Yes	Yes	firewood
9	Mahipal UPS	Polythin shed	Class room	Yes	Yes	Firewood
10	Kakat Mangala UPS	Asbestos roofed house	Class room	No	No	Firewood
11	Ichhapur PS	Asbestos roofed house	Class room	Yes	No	Firewood
12	Bada Baranga PS	Asbestos roofed house	SHG house	No	Yes	Firewood
13	Idiali PS	Pucca house at school	HM's room	Yes	Yes	Firewood, cow dung cake
14	Narayani UPS	-	School store room	Yes	No	Coal
15	Marshaghai UPS	Asbestos roofed house	CRCC's room	Yes	Yes	Coal
16	Kalpataru UPS	-	Class room	Yes	Yes	Firewood
17	Akhua Abhayapur UPA	Asbestos roofed house	School store room	Yes	No	Firewood
18	Dhumat PS	School Verandah	School store room	Yes	Yes	Firewood
19	Maa Mangala UPS	Asbestos roofed house	School store room	Yes	No	Coal
20	Jaipur Urdu PS	Asbestos roofed house	Class room	Yes	No	Firewood
21	Gobari UPS	School Verandah	HM's room	Yes	Yes	Firewood, coal
22	Bajra Mahakali UPS	Asbestos roofed house	School store room	Yes	Yes	Firewood
23	S.K.Urdu PS	Asbestos roofed house	HM's room	Yes	Yes	Firewood ,cow dunk cake
24	West Shyam Sundarpur PUGUPS	-	-	Yes	No	Firewood
25	Angulai UGUPS	Tiled roofed house	School store room	Yes	No	Firewood ,cow dunk cake
26	Giranga UPS	Asbestos roofed house	School store room	Yes	Yes	Firewood
27	Patamundai Urdu PS	Open space	Class room	Yes	No	Firewood
28	Patamundai Girls PS	Asbestos roofed house	School store room	Yes	No	Firewood
29	Badamula Basanta PS	-	School store room	Yes	Yes	Firewood
30	Nasipur PS	Asbestos roofed house	Class room	Yes	Yes	Firewood
31	Marshaghai Centre PS	Asbestos roofed house	School store room	Yes	No	Firewood
32	Darabachha UGUPS	Asbestos roofed house	Class room	yes	Yes	Firewood
33	SM Bidyapitha	Pucca house at school	School store room	Yes	No	Firewood , cow dunk cake
34	Tunupur PS	Asbestos roofed house	-	Yes	Yes	Coal
35	Subhadrapur JB School	-	School store room	Yes	Yes	Firewood
36	Udayanagar PS	Asbestos roofed house	School store room	Yes	No	Firewood
37	Thakurpatna PUPS	Asbestos roofed house	-	Yes	Yes	Firewood
38	Binoba UPS	Asbestos roofed house	-	Yes	Yes	Firewood
39	Manatri UGUPS	School verandah	School store room	Yes	No	Firewood
40	Silipur PS	Tin roofed house	School store room	Yes	Yes	coal

*1) No. of schools having potable water facility for cooking and drinking = 37

2) No. of schools having adequate utensils for cooking = 22

3) No. of schools where alternative place of cooking is an open space = 02

4) No. of schools where alternative place of cooking is school verandah = 03

5) No. of schools where alternative place of cooking is a tile / tin/asbestos roofed house = 23

6) No. of schools where alternative place of cooking is thatched house = Nil

7) No. of schools where alternative place of storing is SHG's own house = 01

8) No. of schools where alternative place of storing is HM's room / Classroom / MCS room/Store room / Office room / CRC room = 32 Schools

11. Safety and Hygiene:

Table 11.1: School wise status on safety and hygiene relating to MDM

Sl. No.	School name	General impression on hygiene of school campus	Children are encouraged to wash hands before and after eating by soap & water	Children partake meals in an orderly manner	Children conserve water while washing hands and utensils	Cooking process and storage of fuel is safe from fire hazard
1	Nuapada PUPS	Clean	Yes	Yes	Yes	Yes
2	Bhanagaon UGUPS	Clean	Yes	Yes	Yes	Yes
3	Palei Project UGUPS	Clean	Yes	Yes	Yes	Yes
4	Indupur PS	Clean	Yes	Yes	Yes	Yes
5	Chasakhanda PS	Clean	No	Yes	No	Yes
6	Satabatia PS	Clean	No	Yes	Yes	Yes
7	Jagannath UPS	Clean	Yes	Yes	Yes	Yes
8	Fraser Girl's PS	Clean	Yes	Yes	Yes	Yes
9	Mahipal UPS	Clean	Yes	Yes	Yes	Yes
10	Kakat Mangala UPS	Clean	No	Yes	No	Yes
11	Ichhapur PS	Clean	No	No	No	No
12	Bada Baranga PS	Clean	Yes	Yes	Yes	Yes
13	Idiali PS	Not Clean	Yes	Yes	Yes	Yes
14	Narayani UPS	Clean	Yes	Yes	Yes	Yes
15	Marshaghai UPS	Clean	Yes	Yes	Yes	Yes
16	Kalpataru UPS	Clean	Yes	Yes	Yes	Yes
17	Akhua Abhayapur UPA	Clean	Yes	Yes	Yes	Yes
18	Dhumat PS	Clean	Yes	Yes	Yes	Yes
19	Maa Mangala UPS	Clean	Yes	Yes	Yes	Yes
20	Jaipur Urdu PS	Not clean	Yes	Yes	No	Yes
21	Gobari UPS	Clean	Yes	Yes	Yes	Yes
22	Bajra Mahakali UPS	Clean	Yes	Yes	Yes	Yes
23	S.K.Urdu PS	Clean	Yes	Yes	Yes	Yes
24	West Shyam Sundarpur PUGUPS	Clean	No	Yes	Yes	Yes
25	Angulai UGUPS	Clean	Yes	Yes	Yes	Yes
26	Giranga UPS	Clean	Yes	Yes	Yes	Yes
27	Patamundai Urdu PS	Clean	Yes	Yes	Yes	Yes
28	Patamundai Girls PS	Clean	Yes	Yes	Yes	Yes
29	Badamula Basanta PS	Clean	Yes	Yes	Yes	Yes
30	Nasipur PS	Clean	No	Yes	Yes	Yes
31	Marshaghai Centre PS	Clean	Yes	Yes	Yes	Yes
32	Darabachha UGUPS	Clean	Yes	Yes	Yes	Yes
33	SM Bidyapitha	Clean	Yes	Yes	Yes	Yes
34	Tunupur PS	Clean	No	Yes	Yes	Yes
35	Subhadrapur JB School	Clean	Yes	Yes	Yes	Yes
36	Udayanagar PS	Clean	Yes	Yes	Yes	Yes
37	Thakurpatna PUPS	Clean	Yes	Yes	Yes	Yes
38	Binoba UPS	Clean	Yes	Yes	Yes	Yes
39	Manatri UGUPS	Clean	Yes	Yes	Yes	Yes
40	Silipur PS	Clean	Yes	Yes	Yes	Yes

*1) No. of schools having clean school campus = 38

2) No. of schools where children are encouraged to wash hands before and after eating = 33

3) No. of schools where water is conserved by children while washing hands and utensils = 36

4) No. of schools where cooking process and storage of fuel is safe from fire hazard = 39

5) No. of schools where children partake meals in an orderly manner = 39

12. Community Participation:

Table 12.1: Schoolwise status on community participation in MDM supervision and monitoring

Sl. No.	School name	Extent of participation in MDM supervision and monitoring by			Roster maintained by community for MDM supervision
		Parents	SMC	PRI /ULB	
1	Nuapada PUPS	Every day	Every day	Not at all	No
2	Bhanagaon UGUPS	Occasionally	Every day	Occasionally	No
3	Palei Project UGUPS	Occasionally	Occasionally	Occasionally	No
4	Indupur PS	Occasionally	Occasionally	Occasionally	No
5	Chasakhanda PS	Occasionally	Occasionally	Occasionally	No
6	Satabatia PS	Occasionally	Occasionally	Occasionally	No
7	Jagannath UPS	Occasionally	Occasionally	Occasionally	No
8	Fraser Girl's PS	Occasionally	Occasionally	Occasionally	No
9	Mahipal UPS	Occasionally	Occasionally	Occasionally	No
10	Kakat Mangala UPS	Occasionally	Everyday	Occasionally	No
11	Ichhapur PS	Occasionally	Occasionally	Occasionally	No
12	Bada Baranga PS	Occasionally	Occasionally	Occasionally	No
13	Idiali PS	Occasionally	Occasionally	Occasionally	No
14	Narayani UPS	Occasionally	Everyday	Occasionally	No
15	Marshaghai UPS	Occasionally	Everyday	Occasionally	No
16	Kalpataru UPS	Occasionally	Occasionally	Not at all	Yes
17	Akhua Abhayapur UPA	Occasionally	Occasionally	Occasionally	No
18	Dhumat PS	Everyday	Everyday	Occasionally	No
19	Maa Mangala UPS	Occasionally	Everyday	Not at all	No
20	Jaipur Urdu PS	Occasionally	Everyday	Occasionally	No
21	Gobari UPS	Occasionally	Occasionally	Not at all	No
22	Bajra Mahakali UPS	Occasionally	Everyday	Occasionally	No
23	S.K.Urdu PS	Occasionally	Occasionally	Not at all	Yes
24	West Shyam Sundarpur PUGUPS	Occasionally	Occasionally	Occasionally	No
25	Angulai UGUPS	Occasionally	Occasionally	Not at all	No
26	Giranga UPS	Not at all	Occasionally	Occasionally	No
27	Patamundai Urdu PS	Occasionally	Occasionally	Occasionally	No
28	Patamundai Girls PS	Occasionally	Occasionally	Occasionally	No
29	Badamula Basanta PS	Occasionally	Occasionally	Occasionally	No
30	Nasipur PS	Occasionally	Occasionally	Occasionally	No
31	Marshaghai Centre PS	Everyday	Occasionally	Occasionally	No
32	Darabachha UGUPS	Occasionally	Everyday	Occasionally	No
33	SM Bidyapitha	Everyday	Everyday	Not at all	No
34	Tunupur PS	Occasionally	Everyday	Not at all	No
35	Subhadrapur JB School	Occasionally	Occasionally	Not at all	No
36	Udayanagar PS	Occasionally	Occasionally	Occasionally	No
37	Thakurpatna PUPS	Occasionally	Occasionally	Occasionally	No
38	Binoba UPS	Occasionally	Occasionally	Not at all	No
39	Manatri UGUPS	Occasionally	Occasionally	Occasionally	No
40	Silipur PS	Occasionally	Everyday	Occasionally	No

*1) No. of schools where parents supervise and monitor MDM = 39

2) No. of schools where SMC supervise and monitor MDM = 40

3) No. of schools where PRI /ULB supervise and monitor MDM = 30

4) No. of schools where community has maintained a roster for MDM supervision = 02

Table 12.2: School wise opinion of community leaders on MDM programme

Sl. No.	School name	Quantity of MDM per child at primary level	Quantity of MDM per child at upper primary level	Overall impression of MDM programme	From where do you know about MDM?
1	Nuapada PUPS	Good	Good	Good	Teacher
2	Bhanagaon UGUPS	Good	Satisfactory	Good	Teacher
3	Palei Project UGUPS	Good	Good	Good	Teacher
4	Indupur PS	Satisfactory	-	Satisfactory	Teacher
5	Chasakhanda PS	Satisfactory	Satisfactory	Satisfactory	Teacher
6	Satabatia PS	Satisfactory	-	Satisfactory	Teacher
7	Jagannath UPS	Satisfactory	Satisfactory	Satisfactory	News paper, villagers, TV
8	Fraser Girl's PS	Satisfactory	-	Satisfactory	Teacher
9	Mahipal UPS	Satisfactory	Satisfactory	Satisfactory	Teacher
10	Kakat Mangala UPS	Satisfactory	Satisfactory	Satisfactory	Teacher ,TV
11	Ichhapur PS	MDM stopped	-	MDM stopped	-
12	Bada Baranga PS	Good	-	Good	News paper, Teacher, TV
13	Idiali PS	Satisfactory	-	Satisfactory	Teacher
14	Narayani UPS	Poor	Poor	Satisfactory	Teacher
15	Marshaghai UPS	Good	Good	Satisfactory	Teacher
16	Kalpataru UPS	-	Good	Good	Teacher
17	Akhua Abhayapur UPA	Satisfactory	Satisfactory	Satisfactory	Teacher
18	Dhumat PS	Good	-	Satisfactory	Teacher
19	Maa Mangala UPS	Satisfactory	Satisfactory	Good	Teacher
20	Jaipur Urdu PS	Good	-	Good	Friends , TV
21	Gobari UPS	-	Satisfactory	Satisfactory	Teacher
22	Bajra Mahakali UPS	Good	Good	Satisfactory	Teacher
23	S.K.Urdu PS	Satisfactory	-	Good	Teacher
24	West Shyam Sundarpur PUGUPS	Satisfactory	Satisfactory	Satisfactory	Teacher
25	Angulai UGUPS	Satisfactory	Satisfactory	Good	Teacher
26	Giranga UPS	Good	Good	Satisfactory	Teacher
27	Patamundai Urdu PS	Satisfactory	-	Satisfactory	Teacher
28	Patamundai Girls PS	Good	Good	Good	TV, teacher, friend
29	Badamula Basanta PS	Satisfactory	-	Satisfactory	Teacher
30	Nasipur PS	Good	-	Satisfactory	Teacher
31	Marshaghai Centre PS	Satisfactory	-	Satisfactory	Teacher, TV
32	Darabachha UGUPS	Good	Good	Satisfactory	Teacher
33	SM Bidyapitha	Poor	Poor	Satisfactory	Teacher
34	Tunupur PS	Poor	-	Satisfactory	Teacher
35	Subhadrapur JB School	Good	Good	Good	Teacher
36	Udayanagar PS	Satisfactory	Satisfactory	Satisfactory	Teacher ,TV
37	Thakurpatna PUPS	Good	Good	Satisfactory	Teacher
38	Binoba UPS	Good	Good	Good	Teacher
39	Manatri UGUPS	Satisfactory	Satisfactory	Quite satisfactory	Teacher
40	Silipur PS	Good	Good	Satisfactory	Teacher

- *1) No. of schools where community has opined that quantity of MDM at primary level is very poor = 03
 2) No. of schools where community has opined that quantity of MDM at upper primary level is poor = 02
 3) No. of schools where overall impression of community on MDM is average = Nil

13. Inspection and Supervision:

Table 13.1: School wise status on inspection and supervision of MDM programme by MDM officials since 1-4-11

Sl. No.	School name	Inspection/supervision done by State level officials		Inspection/supervision done by District level officials		Inspection/supervision done by Block level officials	
		No. of times done	Remarks given	No. of times done	Remarks given	No. of times done	Remarks given
1	Nuapada PUPS	No	-	No	-	No	-
2	Bhanagaon UGUPS	No	-	No	-	Yes (1)	Good
3	Palei Project UGUPS	No	-	No	-	Yes (1)	No remark
4	Indupur PS	No	-	No	-	No	-
5	Chasakhanda PS	No	-	No	-	No	-
6	Satabatia PS	No	-	Yes (1)	No remark	Yes (2)	No remark
7	Jagannath UPS	No	-	No	-	Yes (1)	No remark
8	Fraser Girl's PS	No	-	No	-	No	-
9	Mahipal UPS	No	-	No	-	No	-
10	Kakat Mangala UPS	No	-	No	-	Yes (2)	No space for kitchen
11	Ichhapur PS	No	-	No	-	No	-
12	Bada Baranga PS	No	-	No	-	No	-
13	Idiali PS	No	-	No	-	Yes (1)	No remark
14	Narayani UPS	No	-	No	-	No	-
15	Marshaghai UPS	Yes (1)	Well managed	No	-	No	-
16	Kalpataru UPS	No	-	No	-	No	-
17	Akhua Abhayapur UPA	No	-	No	-	No	-
18	Dhumat PS	No	-	No	-	No	-
19	Maa Mangala UPS	No	-	No	-	No	-
20	Jaipur Urdu PS	No	-	No	-	No	-
21	Gobari UPS	No	-	No	-	No	-
22	Bajra Mahakali UPS	No	-	No	-	No	-
23	S.K.Urdu PS	No	-	No	-	No	-
24	West Shyam Sundarpur PUGUPS	No	-	No	-	Yes (1)	Good
25	Angulai UGUPS	No	-	No	-	No	-
26	Giranga UPS	No	-	No	-	No	-
27	Patamundai Urdu PS	No	-	No	-	No	-
28	Patamundai Girls PS	No	-	No	-	No	-
29	Badamula Basanta PS	No	-	No	-	No	-
30	Nasipur PS	No	-	No	-	No	-
31	Marshaghai Centre PS	No	-	No	-	Yes (1)	No remark
32	Darabachha UGUPS	No	-	No	-	No	-
33	SM Bidyapitha	No	-	No	-	No	-
34	Tunupur PS	No	-	No	-	No	-
35	Subhadrapur JB School	No	-	No	-	No	-
36	Udayanagar PS	No	-	No	-	Yes(2)	No remark
37	Thakurpatna PUPS	No	-	Yes (1)	No remark	Yes (1)	No remark
38	Binoba UPS	No	-	No	-	No	-
39	Manatri UGUPS	No	-	No	-	No	-
40	Silipur PS	No	-	No	-	No	-

* 1) No. of schools inspected/supervised by State level officials since 1-4-11 = 01

2) No. of schools where inspected/supervised by District level officials since 1-4-11 = 02

3) No. of schools where inspected/supervised by Block level officials since 1-4-11 = 10

14. Impact:

Table 14.1: Schoolwise opinion of parents, teachers and students on impact of MDM

Sl. No.	School name	MDM has improved the enrollment and attendance of children	MDM has improved the general health of children	MDM has improved the nutritional status of children
1	Nuapada PUPS	Yes	Yes	Yes
2	Bhanagaon UGUPS	Yes	Yes	Yes
3	Palei Project UGUPS	Yes	Yes	Yes
4	Indupur PS	Yes	Yes	Yes
5	Chasakhanda PS	Yes	Yes	Yes
6	Satabatia PS	Yes	Yes	Yes
7	Jagannath UPS	Yes	Yes	Yes
8	Fraser Girl's PS	Yes	Yes	Yes
9	Mahipal UPS	Yes	Can't say	Can't say
10	Kakat Mangala UPS	Yes	Yes	Yes
11	Ichhapur PS	MDM stopped	MDM stopped	-
12	Bada Baranga PS	Yes	Yes	Yes
13	Idiali PS	Yes	Yes	Yes
14	Narayani UPS	Yes	Yes	Yes
15	Marshaghai UPS	Yes	Yes	Yes
16	Kalpataru UPS	Yes	Yes	Yes
17	Akhua Abhayapur UPA	Yes	Yes	Can't say
18	Dhumat PS	Yes	Yes	Yes
19	Maa Mangala UPS	Yes	Yes	Yes
20	Jaipur Urdu PS	Yes	Yes	Yes
21	Gobari UPS	Yes	No	Can't say
22	Bajra Mahakali UPS	Yes	Yes	Yes
23	S.K.Urdu PS	Yes	Yes	Yes
24	West Shyam Sundarpur PUGUPS	Yes	Yes	Yes
25	Angulai UGUPS	Yes	Yes	Yes
26	Giranga UPS	Yes	Yes	Yes
27	Patamundai Urdu PS	Yes	Yes	Yes
28	Patamundai Girls PS	Yes	Yes	Yes
29	Badamula Basanta PS	Yes	Yes	Yes
30	Nasipur PS	Yes	Yes	Yes
31	Marshaghai Centre PS	Yes	Yes	Yes
32	Darabachha UGUPS	Yes	Yes	Yes
33	SM Bidyapitha	Yes	Yes	Yes
34	Tunupur PS	Yes	Yes	Yes
35	Subhadrapur JB School	Yes	Yes	Yes
36	Udayanagar PS	Yes	Yes	Yes
37	Thakurpatna PUPS	Yes	Yes	Yes
38	Binoba UPS	Yes	Yes	Yes
39	Manatri UGUPS	Yes	Yes	Yes
40	Silipur PS	Yes	Yes	Yes

*1) No. of schools where parents, teachers and students have opined that MDM has improved students' enrollment and attendance = 39

2) No. of schools where parents, teachers and students have opined that MDM has improved general health of children = 37

3) No. of schools where parents, teachers and students have opined that MDM has improved nutritional status of children = 36

Table 15.1: Malnutrition status of class-VII children at Kakat Mangala UPS as on 2-12-11


Sl. No.	Name of the child	Class	Date of Birth	Age in years and month		Height in Meter	Weight in Kg.	NCHS Reference Standard Weight in Kg.	% of Weight/Age to NCHS Standard Weight / Age	Type of Nutritional Status as per Gomez classification
				Year	Month					
1	Samir Ranjan Sahoo (B)	VII	10-12-99	12	0	1.59	30.72	37.5	81.92	Mild MN
2	Bijay Kumar Behera (B)	VII	05-05-00	11	7	1.32	24.00	37.5	64.00	Moderate MN
3	Sonali Das (G)	VII	26-10-99	12	1	1.38	26.22	41.5	63.18	Moderate MN
4	Ipsita Mahapatra (G)	VII	30-08-98	13	3	1.53	42.24	46.1	91.62	Normal
5	Pragna Paramita Nayak(G)	VII	02-12-99	12	0	1.34	26.22	41.5	63.18	Moderate MN
6	Niranjan Behera (B)	VII	01-07-99	12	5	1.36	31.20	39.8	78.39	Mild MN
7	Bishnupriya Nayak(G)	VII	25-01-00	10	10	1.26	22.30	34.7	64.26	Moderate MN
8	S. K. Chand (B)	VII	13-10-99	12	01	1.59	35.86	39.8	90.10	Normal
9	S. K. Ismile (B)	VII	02-01-00	11	11	1.26	24.58	37.5	65.54	Moderate MN
10	Farida Khatun(G)	VII	23-04-99	12	7	1.49	40.62	43.8	92.73	Normal
11	Bibhuti Bhusan Nayak (B)	VII	26-02-00	11	10	1.39	29.92	37.5	79.78	Mild MN
12	Prakash Nayak (B)	VII	24-04-00	11	7	1.38	29.80	37.5	79.46	Mild MN
13	Sabnam Begum(G)	VII	22-06-98	13	5	1.39	25.36	46.1	55.01	Severe MN
14	Itefak Nazanuri (B)	VII	25-04-99	12	7	1.24	20.40	42.3	48.22	Severe MN
15	Bhabani Shankar Nayak (B)	VII	29-03-00	11	8	1.31	25.08	37.5	66.88	Moderate MN
16	Sibaprasad Das (B)	VII	05-03-98	13	8	1.44	33.24	47.8	69.53	Moderate MN
17	S. K. Soyad Ahemad (B)	VII	15-03-99	12	8	1.30	25.20	42.3	59.57	Severe MN
18	Hemanta Ku. Sahoo (B)	VII	27-09-99	12	2	1.43	35.52	39.8	89.24	Mild MN
19	Tapan Ku. Nayak (B)	VII	03-06-00	11	5	1.42	32.36	35.3	91.67	Normal
20	S. K. Abrar (B)	VII	02-01-00	11	11	1.41	27.66	37.5	73.76	Moderate MN
21	Sabita Das (A) (G)	VII	31-05-99	12	7	1.44	35.30	43.8	80.59	Mild MN
22	Sabita Das (B) (G)	VII	12-07-00	11	4	1.38	26.50	37.0	71.62	Moderate MN
23	Sidhanta Sahoo (B)	VII	09-03-00	11	8	1.35	26.14	37.5	69.70	Moderate MN
24	Sandhyarani Prusty(G)	VII	31-03-00	11	8	1.36	26.30	39.2	67.09	Moderate MN
25	Rubina Begum(G)	VII	18-06-99	12	5	1.47	36.30	41.5	87.46	Mild MN

Table 15.2: Malnutrition status of class-V children at Kakat Mangala UPS as on 2-12-11

Sl. No.	Name of the child	Class	Date of Birth	Age in years and month		Height in Meter	Weight in Kg.	NCHS Reference Standard Weight in Kg.	% of Weight/Age to NCHS Standard Weight / Age	Type of Nutritional Status as per Gomez classification
				Year	Month					
1	Prajna Paramita Sahoo (G)	V	05-08-01			1.33	24.520			
2	Bhubana Pani (B)	V	12-5-01			1.40	28.900			
3	Pradipta Ranjan Sahoo (B)	V	08-09-01			1.34	27.800			
4	Satya Ranjan Nayak (B)	V	03-04-02			1.41	42.360			
5	Kabita Sahoo (G)	V	28-04-01			1.36	28.640			
6	Suresh Rout (B)	V	10-11-01			1.33	27.630			
7	Sonu Prava Sahoo (G)	V	29-09-01			1.27	22.120			
8	Gayatri Sahoo (G)	V	26-10-01			1.29	21.660			
9	Sonita Sahoo (G)	V	5-09-01			1.39	25.300			
10	Rasmita Sahoo (G)	V	2-04-02			1.31	24.920			
11	M.d. Saphik Hosen (B)	V	03-12-01			1.33	23.240			
12	Bhanupriya Das (G)	V	1-08-01							
13	Goutam Barik (B)	V	3-04-02			1.37	27.440			
14	Ranjana Behera (G)	V	2-07-97							
15	Parbin Begum (G)	V	15-02-02			11.9	19.420			
16	Sk. Sanwar (B)	V	14-01-02			1.30	23.060			
17	Manoj Ku. Das (B)	V	26-01-01							
18	Tabasuma (G)	V	10-02-01			1.40	27.100			
19	Prabhanjan Das (B)	V	08-04-02							
20	Bhanupratap Zethi (B)	V	15-04-02			1.34	30.040			
21	Laxmipriya Swain (G)	V	12-11-00			1.37	30.360			
22	Khaje Shahid (B)	V	09-03-02			1.31	23.300			

(58)

**DISTRICT PROJECT OFFICE,
SARVA SHIKSHA ABHIYAN, KENDRAPARA**



Letter No.: 3920

Date: 22-11-2011

From

Kailash Chandra Das
District Project Co-ordinator
SSA, Kendrapara

To

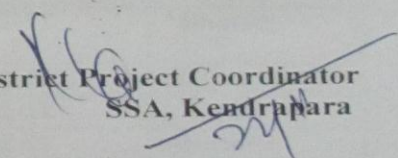
All the BRC Coordinators
SSA, Kendrapara

Sub: Monitoring of SSA & MDM activities during 2-12-2011 to 15-12-2011 ----- regarding

Sir,

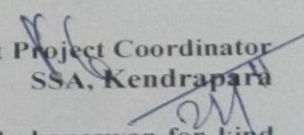
In inviting a reference to the subject cited above, I am to inform you that the monitoring team of NKC Centre for Development Studies, Bhubaneswar (Monitoring Institute) shall visit to the selected 40 schools (copy enclosed) for data collection. You are requested to intimate the HM / SMC / MDM provider of the concerned schools to remain present during the date of their visit to school and co-operate in providing necessary data. You are also requested to intimate the matter at all CRC of your Block and do the needful at your end.

Yours faithfully


District Project Coordinator
SSA, Kendrapara

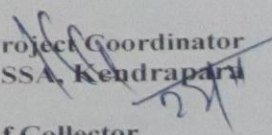
Memo. No. 3921 // Dated. 22.11.2011 //

Copy submitted to Addl. Director (Planning), OPEPA for favour of kind information


District Project Coordinator
SSA, Kendrapara


Memo. No. 3922 // Dated. 22.11.2011 //

Copy submitted to the Nodal officer, NKCCDS (Monitoring SSA & MDM), Bhubaneswar for kind information & necessary action.


District Project Coordinator
SSA, Kendrapara

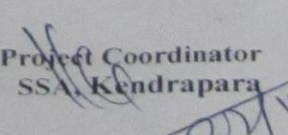
Memo. No. 3923 // Dated. 22.11.2011 //

Copy submitted to P.A. to Collector, Kendrapara for favour of kind information of Collector


District Project Coordinator
SSA, Kendrapara

Memo. No. 3924 // Dated. 22.11.2011 //

Copy to D.I. of schools, Kendrapara / ----- / ----- / ----- for information & necessary action


District Project Coordinator
SSA, Kendrapara

157

40 SAMPLE SCHOOLS FOR MONITORING OF SSA ACTIVITIES & MDM PROGRAMME IN KENDRAPARA DISTRICT ON 2-12-2011 to 15-12-2011 BY NKC CENTRE FOR DEVELOPMENT STUDIES, BHUBANESWAR (MONITORING INSTITUTE)

Sl. no.	Name of School	Name of the Block / ULB	Category	Date of Visit	Remark
1.	Nuapada PUPS	Derabish	CAL	2-12-11	SC
2.	Bhanagaon UGUPS	Derabish	CWSN	2-12-11	
3.	Palei Project UGUPS	Derabish		2-12-11	
4.	Indupur PS	Kendrapara Block	CWSN	2-12-11	
5.	Chasakhanda PS	Derabish		2-12-11	
6.	Satabatia PS	Derabish		2-12-11	
7.	Jagannath UPS	Kendrapara		2-12-11	SC
✓ 8.	Fraser Girl's PS	Kendrapara MPL	NPEGEL	3-12-11	Minority
9.	Mahipal UPS	Kendrapara MPL	CAL	3-12-11	Minority
✓ 10.	Kakat Mangala UPS	Kendrapara MPL	CAL	3-12-11	SC/ST
✓ 11.	Ichhapur PS	Kendrapara MPL	Civil Work	3-12-11	SC
12.	Bada Baranga PS	Kendrapara MPL		3-12-11	Minority
13.	Idiali PS	Kendrapara Block		3-12-11	
14.	Narayani UPS	Kendrapara Block		3-12-11	Minority
15.	Marshaghai UPS	Marshaghai	CWSN	12-12-11	
16.	Kalpataru UPS	Marshaghai		12-12-11	
17.	Akhua Abhayapur UPA	Marshaghai		12-12-11	
18.	Dhumat PS	Kendrapara Block		12-12-11	SC
19.	Maa Mangala UPS	Kendrapara Block		12-12-11	
20.	Jaipura Urdu PS	Kendrapara MPL	Civil Work	12-12-11	Minority
21.	Gobari UPS	Kendrapara Block		12-12-11	
22.	Bajra Mahakali UPS	Kendrapara Block		13-12-11	SC
23.	S.K. Urdu PS	Derabish		13-12-11	Minority
24.	West Shyam Sundarpur PUGUPS	Derabish		13-12-11	Minority
25.	Angulai UGUPS	Marshaghai		13-12-11	SC
26.	Giranga UPS	Marshaghai		13-12-11	
27.	Patamundai Urdu PS	Patamundai NAC		13-12-11	Minority
28.	Patamundai Girls PS	Patamundai NAC		13-12-11	Minority
29.	Badamula Basanta PS	Patamundai		14-12-11	SC
30.	Nasipur PS	Patamundai		14-12-11	
31.	Marshaghai Centre PS	Marshaghai		14-12-11	
32.	Darabachha UGUPS	Marshaghai		14-12-11	SC
33.	SM Bidyapitha	Kendrapara		14-12-11	
34.	Tunupur PS	Kendrapara Block		14-12-11	
35.	Subhadrapur JB School	Derabish		15-12-11	SC, Minority
36.	Udaynagar PS	Derabish		15-12-11	
37.	Thakurpatana PUPS	Derabish		15-12-11	SC
38.	Binoba UPS	Derabish		15-12-11	Minority, SC
39.	Manatri UGUPS	Marshaghai		15-12-11	
40.	Silipur PS	Marshaghai		15-12-11	SC

- NRSTC activity not started in the District.
 → District is not entitled for KGBV activity.
 → There is only 1 MCS in the District.

R. Acharya
 22/11/11
 Nodal Officer, NCDS
 (Monitoring SSA & MDM Programme)

M. S. C.
 22/11
 District Project Coordinator
 SSA, Kendrapara

BALASORE DISTRICT

Introduction:

Balasore District is located in the northern region of ODISHA State. It has **3112** number of schools covered under SSA. The District office concerned with MDM scheme is located at Balasore town. In order to implement MDM activities, District as well as Block level officials have been engaged. Besides, the teachers, SMC members and PRI members are also allowed to supervise the MDM scheme at school level. As per the MDM guidelines, rice is provided to the SHG/SMC who prepares and provides MDM purchasing dal, egg, mealmakers, vegetables and fuel. Each school is to get the cooking cost in advance every month and produce the expenditure statement along with vouchers to the Block office every month for release of the expenditure amount.

Procedure and criteria adopted for selection of sample schools:

As per the MoU and ToR, 40 schools have been identified in discussion with the DPO staffs of Sarva Shiksha Abhiyan of the District on 25-7-11 for monitoring of MDM activities at school level. The guidelines mentioned in the ToR have been followed for school selection. The 40 schools include 8 urban schools and 32 rural schools. The school wise details of criteria basing upon which the sample schools have been identified have been reflected in the DPO's **letter no. 840 (13) dtd. 23-3-12** placed at page **114**. Out of the 40 sample schools, 17 are primary schools (PS) and the rest upper primary schools (UPS). Each of the 40 sample schools has been visited by 01 of the members of the monitoring team who has spent 01 full day at the school to collect the MDM related data as per the format prescribed by the MHRD, GoI. The Nodal Officer has also visited one-third of the 40 sample schools as per the ToR. The data have been obtained by interacting with children, teachers, cook, helper, SHG/SMC/NGO providing MDM at school point and by observing the process of MDM preparation, storage and distribution. The data then have been cross-checked, cleaned and tabulated for analysis in respect of different aspects of the MDM scheme.

Mid-Day Meal Scheme:

(i)	Name of the Monitoring Institution	NCDS
(ii)	Period of the report	01-10-11 to 31-03-12
(iii)	Name of the District	BALASORE
(iv)	Date of visit to the Districts/Schools	26-03-12 to 03-04-12

1.	<p><u>REGULARITY IN SERVING MEAL:</u> Whether the school is serving hot cooked meal daily? If there was interruption, what was the extent and reasons for the same?</p>		<p>Students, Teachers & Parents</p>	
	<p>The MI has visited 40 schools and has found that hot cooked meal is served in every school. In 05 of these schools since 1-9-11 provision of MDM has been stopped for some days (for school wise details, see Table 1.1 at page 97). The reasons for interruption of MDM provision are: (1) lack of rice, (2) shortage of fund, (3) presence of High School students to appear exam, and (4) less or nil attendance after annual Examination (For school wise details, see Table 1.1).</p>			
2.	<p><u>TRENDS:</u> Extent of variation (As per school records vis-à-vis Actuals on the day of visit)</p>		<p>School level registers, MDM Registers Head Teachers, Schools level MDM functionaries / Observation of the monitoring team.</p>	
	No.	Details		On the day of visit
	i.	Enrollment		8988
	ii.	No. of children opted for MDM		8658
	iii.	No. of children attending the school on the day of visit		4307
	iv.	No. of children availing MDM as per MDM Register		4164
v.	No. of children actually availing MDM on the day of visit	4013		

Many children do not get MDM because they do not come to schools. In some schools, some children who have come to schools also do not take MDM. They go to home to take home made food. In the 40 sample schools, 8988 children have been enrolled and for 8658 children rice is supplied. On the day of MI's visit, 4307 children (47.22%) have attended the school, but 4013 (44.65 %) children have taken MDM (For school wise details, see Table 2.1 at page 98). The main reasons for which children do not come to school need to be explored. The DPO should physically verify the actually enrolled children. Some of the enrolled children have been found, from the Students' Attendance Register, to be either long absentees or not coming to school at all since 1-4-11. These may include fake-enrolled children or children enrolled in more than one school. A detailed examination of the actually enrolled children, Cluster or Block-wise, may reduce the percentage of enrolled children not taking MDM because they do not come to school. This correction will reduce the gap between the sanction of rice and lifting of rice at District level and save misappropriation of rice at school level. Further, a number of children had not come to schools owing to holiday mood after the Annual Examination.

The change of diet policy from “same diets everyday” (Bhata and dalma) to “varied, diets every day” has been appreciated by children and parents and has yielded results in narrowing down the percentage gap between the percentage of children attending school and the percentage of children actually availing MDM. The gap has reduced to only 3.27 per cent. Further, the gap between the percentage of children availed MDM as per the MDM register and the percentage of children actually availed MDM has also become only 1.68 per cent and there is a valid reason behind it. In 30 (75 %) out of the 40 sample schools (See Table 2.1 at page 98 for school wise details), in prayer class (at 10 AM) the students are being asked by teachers/ Student Food Minister to raise hands for opting to take MDM on the day and accordingly the MDM food is cooked for only the willing students. Therefore, in these 30 schools, the number of children availed MDM as per the MDM register is same or slightly more or less than the actual number of children taken MDM. Consequently, no amount of cooked MDM item, has been found to be unconsumed / waste in these 30 schools.

In the other schools, this process is not being practiced, MDM food items are cooked for all those children present in the school as per the attendance register. No body (SMC/SHG/teacher/school cabinet) asks the children whether for any reason any of them is not interested to take MDM on the day. It is presumed that every body is to consume MDM. Consequently, some of the children, although have attended the school, have been noticed not to eat the MDM food items. The reasons have been found as:

- Children go to home to take food (e.g. Chandrakant Ghosh, Class V, Patharpura PS on 26-3-12).
- Don't like to eat dalma (e.g. Padmini Sen, Monalisa Sen, Chandan Das, Class V, Bateswar NUPS on 27-3-12).
- Children have not brought eating utensil and the schools have no utensils to provide them (e.g. Sheikh Umid, Class II, Patharpura PS on 26-3-12).

REGULARITY IN DELIVERING FOOD GRAINS TO SCHOOL LEVEL:

School level registers, MDM Registers, Head Teacher, School level MDM functionaries.

i. Is school receiving food grain regularly? If there is delay in delivering food grains, what is the extent of delay and reasons for the same?

3.

Out of the 40 sample schools, 38 schools have received rice regularly since 1-9-11. In Khantapada PS, rice has been received in 15 days delay (For school wise details, see Table 3.1 at page 99). Dal, vegetable, mealmaker and eggs are procured from local markets. The delay in supply of rice has been made due to official reasons which need to be further explored. In ITI UGUP School, MDM is not served at all because the SMC is not interested to take up this responsibility as the teachers think that MDM provision hampers the teaching environment.

ii. Is buffer stock of one-month's requirement is maintained?	School level registers, MDM Registers, Head Teacher, School level MDM functionaries
<p>There is a buffer stock of one month's requirement of rice in 29 out of the 40 sample schools (For school wise details see, Table 3.1). The Block officials have adopted no mechanism to monitor the quantum of availability of buffer stock of rice. Rice is provided when it is demanded by the school.</p>	
iii. Is the quantity of food grains supplied as per the marked / indicated weight?	
<p>In 28 out of 40 schools, rice has been supplied less than the marked weight of the bag (i.e. 50kg). Rice has been received less up to 1 to 8 kg. per 50 kg. bag (for school wise details see Table 3.1) The Block/ District Officers have not taken appropriate measures to address this problem. However at school point, the Head Teacher or the SHG who receives the rice is compelled to sign on the receipt to have received 50 Kg. of rice per 50 Kg. bag. This compels the schools to adjust the less amount of rice received by manipulation.</p>	
iv. Is the food grains delivered at the school?	School level registers, MDM Registers, Head Teacher, School level MDM functionaries
<p>Rice is delivered at schools in 36 out of 40 sample schools. In 03 schools, rice is not delivered at school because the SHG receives it at its own house (For school wise details, see Table 3.1). The SHG of Bateswar NUPS says that the school lacks kitchen-cum-store and hence they keep rice at their SHG house. Same is the cause for Chandipur Nodal UPS. The Badakhunta UGUPS has a kitchen-cum-store but owing to deficit of space, the SHG keeps rice at the SHG house.</p>	
v. Is the quality of food grain good?	
<p>In 37 out of 40 sample schools, the rice received has been of good quality. In 01 school, stones have been found in rice (For school wise details, see Table 3.2 at page 100).</p>	
<u>REGULARITY IN DELIVERING COOKING COST TO SCHOOL LEVEL:</u> a) Is school receiving cooking cost in advance regularly? If there is delay in delivering cooking cost what is the extent of delay and reasons for it?	School level registers, MDM Registers, Head Teacher, School level MDM functionaries.
4.	<p>None of the 40 sample schools has received the cooking cost in advance regularly. The extent of delay of receiving cooking cost has ranged from 1 to 4 months. The main reasons of such delay have been: (1) delay by Block office to release the cooking cost, (2) delay in the submission of vouchers and expenditure statement by SMC/SHG to Block Office and (3) incomplete utilization of revolving fund (See Table 4.1 at page 101 for School-wise details). The strategy of releasing cooking cost advance needs improvement.</p>

	<p>The advance as per the MDM rules is to be released to the MDM account of the school in the 1st week of every month. This is not done. Further, to some schools, this advance is released to their Bank account and a corresponding letter is not given to schools mentioning the months for which the advance has been released.</p>	
	<p>b) In case of delay, how schools manage to ensure that there is no disruption in the feeding programme?</p>	<p>School level registers, MDM Registers, Head Teacher, School level MDM functionaries.</p>
	<p>In case of delay, the SHGs have utilized their own fund; the HMs have utilized their own fund; and the SMC members have utilized their own fund (For school wise details, see Table 4.1 at page 101). In case of Srikana Sevashram, the Head Teacher manages the MDM and procures MDM materials and utilizes the SSA fund of school in case of delay in receiving the cooking cost in advance.</p>	
	<p>c) Is cooking cost paid by Cash or through banking channel?</p>	<p>School level registers, MDM Registers, Head Teacher, School level MDM functionaries.</p>
	<p>The cooking cost has been received only by e-transfer through bank (for school wise details, see Table 4.1).</p>	
5.	<p><u>SOCIAL EQUITY:</u> Did you observe any gender or caste or community discrimination in cooking or serving or seating arrangements?</p>	<p>Observations</p>
	<p>In none of the sample 40 schools, the MI has noticed any discrimination in cooking, serving and sitting arrangement for MDM basing upon gender, caste or community (For school wise details, see Table 5.1 at page 102). MDM for all children is cooked in 01 hearth and by same cooking utensils. MDM is served to all children together. The children sit at places as per their own choice.</p>	
6.	<p><u>VARIETY OF MENU:</u> (i) Has the school displayed its weekly menu, and is it able to adhere to the menu displayed?</p>	<p>Observations and discussion with children teachers, parents, VEC members, Gram Panchayat members and cooks.</p>
	<p>38 out of the 40 sample schools have displayed their weekly menu at a visible place. The Srikana Sevashram had not displayed it at all. This menu has been prepared by the State Government. However in 39 sample schools the MDM is prepared everyday as per the weekly menu (for school wise details, see Table 6.1 at page 103). The MDM is not prepared at all at ITI UGUPS.</p>	
	<p>(ii) Is there variety in the food served or is the same food served daily?</p>	<p>Observations and discussion with children teachers, parents, VEC members, Gram Panchayat members and cooks.</p>

	<p>In 39 sample schools where MDM is served, different food items are provided to children daily. The food items have been decided by the State Government keeping in view the nutritional requirement of the children.</p>	
	<p>(iii) Does the daily menu include rice / wheat preparation, dal and vegetables?</p>	<p>Observations and discussion with children teachers, parents, VEC members, Gram Panchayat members and cooks.</p>
	<p>In all 39 sample schools, the daily menu includes rice and vegetables every day. Dal is part of daily menu in all schools 02 days every week. Wheat is not given at all (For school wise details, see Table 6.1).</p>	
7.	<p><u>QUALITY & QUANTITY OF MEAL:</u> Feedback from children on a. Quality of meal:</p>	<p>Observations of Investigation during MDM service</p>
	<p>In 37 out of 40 sample schools, children have appreciated the quality of rice and in 38 schools, children have appreciated the quality of curry and dal (For school wise details, see Table 7.1 at page 104).</p>	
	<p>b. Quantity of meal:</p>	<p>Observations of Investigation during MDM service</p>
	<p>In 29 out of the 40 sample schools, children have appreciated the quantity of rice and in 34 schools, they have appreciated the quantity of dal and curry served to them (For school wise details, see Table 7.1). In 09 schools, children have said that rice is not adequately served and in 04 schools, children have said that dal is not adequately served (Table 7.1)</p>	
	<p>c. {If children were not happy Please give reasons and suggestions to improve.}</p>	<p>Observations of Investigation during MDM service</p>
<p>The children of Padmapur NUPS have expressed unhappiness over the quality of rice mainly because the grains sometimes contain stones (For school wise details, see Table 7.1). The children of some schools have complained that the amount of rice / dal given to them is less than what they require.</p>		
8.	<p><u>SUPPLEMENTARY:</u> 8. Is there school Health Card maintained for each child?</p>	<p>Teachers, Students, School Record</p>
	<p>In 10 out of the 40 sample schools, health card has been kept for the children (For school wise details, see Table 8.1 at page 105). However, the health cards only in Ganipur PS contain health related information. The health cards in the rest 09 schools do not have health related data, rather contain either the name of the child or the name, weight and height only. Health card maintenance is not taken as an important need for child's overall growth.</p>	

	(ii) No. of times health check up of children done since 1-4-2011.	
	Health check up of children has been done in 15 schools since 1-4-2011 and it has been done 12 times at Srikona Sevashram only, 03 times in 02 schools, 02 times in 03 schools and only once in 09 schools (for school wise details, see Table 8.1).	
	(iii) Whether children are given micronutrients (Iron, folic acid, vitamin – A dosage) and de-worming medicine periodically?	Teachers, Students, School Record
	In none of the 40 sample schools, iron tablets, Vitamin A tablets and de-worming tablets have been given periodically (for school wise details, see Table 8.1 at page 105). These medicines have been given in 12 schools but for once or twice in all these schools except Srikona Sevashram. These medicines are not as per needs because at schools, malnutrition status is not estimated and malnourished children are not identified. Medicines are served to all children irrespective of their needs. In no schools, the outcome of these medicines on malnutrition is recorded. Neither the teacher nor the SMC and parents understand why these medicines are given.	
	(iv) Who administers these medicines and at what frequency?	Teachers, Students, School Record
	The medicines have been provided by the State Government but never as per needs of children and at the required intervals. Deworming tablets and Vit.A tablets are not given in 06 monthly intervals and similarly iron tablets are not given at weekly interval.	
(v) No. of times these medicines have been given since 1-4-2011.		
The medicines have been given only once in 10 schools, twice in 01 school and 12 times in 01 school. Rest of the schools have not got them. (See Table 8.1).		
9.	<u>STATUS OF COOKS:</u> 9. Who cooks and serves the meal? (Cook/helper appointed by the Department or Self Help Group, or NGO or Contractor)	Observations and discussion with children teachers, parents, VEC members, Gram Panchayat members and cooks.
	Out of the 40 sample schools, Cook and Helper have been engaged by SHG in 20 schools and in 19 schools by SMC (For school wise details, see Table 9.1 at page 106).	
	(ii) Is the number of Cooks and Helpers engaged as per Govt. of India norms?	Observations and discussion with children teachers, parents, VEC members, Gram Panchayat members and cooks.
Only in 04 schools, Cooks and Helpers have been engaged as per the GoI norms. In the rest 35 schools less number of Cooks and Helpers are engaged. There are 19 schools where only 02 Cook and Helper are engaged as against 04 or more as per the GoI norm. The State has not yet adopted the GoI norm.		

(iii) What is remuneration paid to cooks/helpers?	Observations and discussion with children teachers, parents, VEC members, Gram Panchayat members and cooks.
<p>The Cook is paid Rs.600/- per month and the Helper is paid Rs.400/- per month in all sample schools. (For school wise details, see Table 9.1). As per the State Govt.'s commitment in the 2011 PAB meeting, the Cook/Helper is to get Rs.1000/- per month but this has not been implemented so far. Recently the State has declared to pay Rs.1000/- to each Cook-cum-Helper as per the GoI norm.</p>	
(iv) Are the remuneration paid to cooks/helpers regularly?	Observations and discussion with children teachers, parents, VEC members, Gram Panchayat members and cooks.
<p>In 02 sample schools, the Cook and Helper have not got their remuneration since April 2011. In other 38 schools, they have got their remunerations occasionally but for which months, it is difficult to know since the school does not get any letter in this regard. The remuneration is deposited to their Bank accounts by e-transfer. The remuneration is never released regularly in every month as per the State norm.</p>	
(v) Social Composition of cooks /helpers? (SC/ST/OBE/Minority)	Observations and discussion with children teachers, parents, VEC members, Gram Panchayat members and cooks.
<p>In 31 out of the sample 40 schools, the Cook belongs to SC/ ST/ OBC/ minority community. In 35 schools, the Helper belongs to SC/ST/OBC/minority community (For school wise details, see Table 9.1). Thus employment facility is given to the backward communities on priority.</p>	
<p><u>INFRASTRUCTURE:</u> 1) Is a pucca kitchen shed-cum-store: (k) Constructed and in use (l) Constructed but not in use under (m) Under construction (n) Sanctioned, but constructed not started (o) Not sanctioned Any other (specify)</p>	School records, discussion with head teacher, teacher, VEC, Gram Panchayat members.
10.	<p>Out of the 40 sample schools, pucca kitchen shed is not sanctioned for 05 schools. In 06 schools, the pucca kitchen shed-cum-store that has been constructed is in use for both cooking and storing. In 16 schools, it is constructed but is not used for cooking and in 16 schools it is constructed but not in use for storing. In 02 schools, it is under construction (For school wise details, see Table 10.1 at page 107). Thus most of the pucca kitchen shed cum-store constructed with MDM grant of Rs.60, 000/- are not used for cooking or storing or for both. The District has so far taken no step to ensure the use of kitchen-cum-store taking the appropriate corrective measures. The CRCCs are not reporting about non-use of kitchens. As</p>

	<p>a result, in Chhatrapur NUPS, kitchen has been used as classroom. In Bapu NUPS, the kitchen was destroyed to make an ACR. In Padmapur NUPS, it is used as library room. The schools need training on how to utilize the kitchen for cooking and storing with the existing space; i.e. on space management of kitchen.</p>	
	<p>2. Construction grant received under which scheme?</p>	
	<p>All the schools who have got the sanction for constructing the kitchen-cum-store have got it under the MDM or SSA scheme (For school wise details, see Table 10.1).</p>	
	<p>3. Reason for not using the constructed kitchen-cum-store for cooking and storing</p>	
	<p>The constructed kitchen-cum-store is not used for cooking because kitchen has no provision of hearth (03 schools), absence of door & window (01 school), no ventilation facility (01 school), space shortage (06 schools), assumption of getting dirty (01 school), or kitchen used as classroom / store (02 schools), not clean (01 school) or kitchen destroyed (01 school). Further, the same is not used for storing because of space shortage (08 schools), fear of theft (01 school), using as classroom / library (02 schools) or other reasons (05 schools). (For school wise details, see Table 10.1).</p>	
<p>11.</p>	<p>In case the pucca kitchen shed is not available, where is the food being cooked and where are the food grains/other ingredients being stored.</p>	<p>Discussion with head teacher, teacher, VEC, Gram Panchayat members, Observation</p>
	<p>There are 24 out of the 40 sample schools where pucca kitchen is not used for cooking MDM. Out of these, in 02 schools, MDM is cooked in open place. In 02 schools, it is cooked on school verandah. In 01 school, it is cooked in a thatched house whereas in 20 schools, it is cooked in an asbestos / tin / tile roofed house. At Panapana UPS, the kitchen-cum-store is under construction and the school does not have any extra room to be used as kitchen and hence the MDM is cooked in an open space. The school expects to complete the kitchen before the advent of rainy season so that MDM can be cooked safely. The situation in case of Balipal UGUPS is different and needs immediate corrective measure. The school already has a kitchen-cum-store constructed with the grant of Rs.60,000/- but not using it to cook on the ground that the kitchen does not have a provision of a hearth. Since a hearth can be made locally by community contribution or by using the maintenance grant, the school has not tried to make a hearth in this way and in turn is cooking MDM in an open space having an asbestos roof. During rainy season, the space will not be able to provide safe cooking of MDM. The District Nodal officer, MDM is to take immediate corrective action in this regard.</p>	

At Palasahi UGUPS, the constructed kitchen is not used for cooking MDM on the ground that there is ventilation problem and hence the kitchen would become black with non release of smoke. Instead of solving this problem, the MDM is cooked in a thatched house which is not safe. In Suteibadagaon UGUP School, as because the kitchen is not clean, it is not used to cook MDM. In turn, a thatched house is used as kitchen which is riskfal on safety ground. No MDM authority has ever come to these schools and ensure use of kitchen to cook MDM. The District Nodal Officer, MDM is to take immediate corrective measure to ensure use of the constructed kitchen to cook MDM. In Aradbazar PS, there is no kitchen and hence MDM is cooked in school verandah which hampers classroom teaching. The District Nodal Office, MDM may recommend for a kitchen to this school on priority. In Khantapada Ps, MDM is cooked in school verandah despite the availability of a kitchen. The school defends itself with a plea of shortage of space for cooking MDM in the kitchen but the MI feels that the District Nodal Officer, MDM can provide space management training to this school to ensure use of kitchen for cooking MDM in a safe place.

Basing upon the above evidences and more, the MI suggests that the District Nodal Officer, MDM needs to get month wise feedback data on use of kitchen constructed under MDM / SSA programme at school points and take appropriate counselling / repairing / training programme to ensure cent per cent use of the constructed kitchen to cook MDM and store the MDM groceries, rice, fuel and utensils.

There are 25 schools where MDM is not stored in a pucca kitchen-cum-store. In 22 of these schools, food grains are stored in HM's room / classroom / store room of school/ unused room of school and in 03 schools at SHG room (For school wise details, see Table 10.2 at page 108).

12.	Whether potable water is available for cooking and drinking purpose?	Discussion with head teacher, teacher, VEC, Gram Panchayat members, Observation
	In 38 out of the 40 sample schools, potable water is available for cooking and drinking purpose (For school wise details, see Table 10.2). Aradbazar Urdu PS and Mr. Kuchalpatana PS do not have tube well in their campus. Water is collected from outside to cook MDM	
13.	Whether utensils used for king food are adequate?	Teachers/Organizer of MDM Programme

	<p>In only 12 out of 40 sample schools, adequate utensils are available for cooking MDM (For school wise details, see Table 10.2). Rest of the schools are facing problem in cooking MDM because of inadequate utensils. These schools have not got the grant to purchase cooking and storing utensils. The District Nodal Officer may take immediate action to release the grant.</p>	
14.	<p>What is the kind of fuel used? (Gas based/firewood etc.)</p>	<p>Observation</p>
	<p>In 38 schools, firewood is used as fuel. In 02 schools, gas is also used as fuel (For school wise details, see Table 10.2). In Aradbazar Urdu Ps, Kerosene oil is used to cook MDM.</p>	
15.	<p><u>SAFETY & HYGIENE:</u> iii. General Impression of the environment, Safety and hygiene:</p>	<p>Observation</p>
	<p>In 36 out of 40 sample schools, clean and safe environment exists (For school wise details, see Table 11.1 at page 109). It is because every day the school campus and classrooms are cleaned by the students. The School Cabinet ensures it. There are 04 schools where this practice can be ensured by the CRCCs.</p>	
	<p>ii. Are children encouraged to wash hands before and after eating</p>	<p>observation</p>
	<p>In 28 out of 40 sample schools, children are encouraged by the teachers and ensured by School Cabinet to wash hands using soap and water both before and after eating MDM (For school wise details, see Table 11.1). However in 10 schools, this practice is not found. The CRCCs may encourage students and teachers to initiate this habit of cleanliness.</p>	
	<p>iii. Do the children partake meals in an orderly manner?</p>	<p>observation</p>
	<p>In 37 out of 40 sample schools children are seen to partake MDM in an orderly manner (Table 11.1). The orderliness and discipline is also ensured by teachers and the School Cabinet.</p>	
	<p>iv. Conservation of water?</p>	<p>Observation</p>
	<p>In 36 out of 40 sample schools, children are found to conserve water while washing hands and utensils (For school wise details, see Table 11.1). This has occurred due to constant guidance of the teachers.</p>	
<p>1. Is the cooking process and storage of fuel safe, not posing any fire hazard?</p>	<p>observation</p>	
<p>In all 39 sample schools, cooking and storage places are found to be safe from any fire hazard (Table 11.1). Despite the fact that in some schools the MDM is cooked outside the constructed kitchen, the school has taken measure to prevent fire hazard.</p>		
16.	<p>COMMUNITY PARTICIPATION: 1) Extent of participation by Parents/ VECs /Panchayats /Urban bodies in daily supervision, monitoring, participation</p>	<p>Discussion with head teacher, teacher, VEC, Gram Panchayat members</p>

	<p>In 38 schools parents supervise and monitor the MDM. In 10 of these schools, parents supervise MDM everyday. In all 39 sample schools SMC and in 29 schools PRI/ULB supervise and monitor MDM (For school wise details, see Table 12.1 at page 110). In some schools, they supervise every day whereas in other schools, they supervise occasionally.</p>	
	<p>2) Any roster maintained by community for supervision of MDM?</p>	
	<p>Roster is not maintained in all 40 sample schools (Table 12.1).</p>	
	<p>3) (a) opinion of community on quantity of MDM per child at primary level</p>	
	<p>In only 04 out of the 40 sample schools, the community has opined that the quantity of MDM per child at primary level is poor (For school wise details, see Table 12.2 at page 111).</p>	
	<p>(b) Opinion of community on quantity of MDM per child at upper primary level.</p>	
	<p>In only 01 out of the 40 sample schools, the community has opined that the quantity of MDM per child at upper primary level is poor (For school wise details, see Table 12.2 at page 111).</p>	
	<p>(c) Overall impression of MDM programme.</p>	
	<p>In only 01 out of the 40 schools, the overall impression of community on MDM is average (Table 12.2).</p>	
	<p>(d) From where do you know about MDM.</p>	
	<p>The community has known about MDM from various sources like TV, Block Official, radio, newspaper, teacher and villagers (For school wise details, see Table 12.2).</p>	
	<p>INSPECTION & SUPERVISION</p> <p>Has the mid day meal programme been inspected by any state/district/block level officers/officials?</p>	<p>School records, discussion with head teacher, teachers, VEC, Gram Panchayat members</p>
17.	<p>In 20 schools the Block level officers have inspected MDM programme. The State level officers and District level officers have visited 01 school and 10 schools respectively since 1-4-2011 (For school wise details, see Table 13.1 at page 112). In some schools, these officers have not given any written remarks regarding MDM. The quality of remark needs improvement touching different aspects of MDM.</p>	
18.	<p>IMPACT</p> <p>Has the mid day meal improved the enrollment, attendance of children in school, general well being (nutritional status) of children? Is there any other incidental benefits due to serving cooked meal in schools.</p>	<p>School records, discussion with head teacher, teachers, students, VEC, Gram Panchayat members.</p>

	<p>In 39 sample schools, parents, teachers and students have opined that MDM has improved students' enrollment and attendance. In 38 schools they have opined that MDM has improved general health of children. In 33 schools they have opined that MDM has improved nutritional status of children (For school wise details, see Table 14.1 at page 113).</p>
<p>19.</p>	<p>OTHER OBSERVATIONS:</p>
	<p>The MDM provision is highly mismanaged at Srikona Sevashram which needs special investigation by the District Nodal Officer for MDM. Reasons are --</p> <ol style="list-style-type: none"> (1) The Head Teacher was involved in the procurement and management of MDM although the SMC was in charge of it. This violates the MDM rule. (2) The Head Teacher was unable to produce the MDM passbook and register for verification. (3) The Head Teacher utilizes SSA funds to procure MDM grocery.

Major Issues:

1. Issue of non-provision of MDM on working days.

- Limited only to 05 (12.5%) out of 40 sample schools.
- Reasons are rice shortage, lack of cooking cost advance and very less attendance after the Annual Examination.

2. Issue of large number (52 %) of the enrolled children not coming to school and hence unable to take MDM.

- Some children are either long absentees or have not at all come to school since 1-4-11.
- The reason may be fake enrollment or enrollment in more than one school.
- Many children have not come to schools after the Annual Exam.

3. Issues of children (1 %) denying to take MDM although have attended the school.

- The reasons are: (1) children going to home to take food; (2) children not eating owing to lack of utensils; and (3) children eating home-made tiffin or snacks purchased from market.

4. Issue of not releasing cooking cost in advance regularly

- No school has got the cooking cost in advance regularly every month.
- The reasons are: (1) delayed or no submission of vouchers and expenditure statement by SHG/SMC to the Block office, and (2) delay by the Block Officers to release the cooking cost in advance every month.

5. Issue of engaging Head Teachers in managing MDM

The Head Teachers in some schools are compelled under the following circumstances to procure and manage MDM.

- SMC members take plea that they do not have time to manage MDM but urge that children should get MDM everyday and request the Head Teachers to manage MDM.
- In the event of delay in payment of advance cooking cost, some SHGs are not willing to manage MDM utilizing their own fund.

6. Less and irregular payment of remuneration to Cook and Helper.

- Cooks and Helpers of all schools are paid much less than the Government of India norm and are not regularly paid every month.

7. Issue of no health check up and no provision of Vit A, iron tablets and de-worming tablets.

- Health check up has been done in a very limited number of schools. Vit. A, iron tablets and de-worming tablets are not given to needy children regularly.

8. Issue of no use of pucca kitchen shed-cum-store.

- There are 16 schools where pucca kitchen shed-cum-store has been constructed under the MDM scheme but is not used for cooking MDM because of space shortage, smoke problem etc.
- There are 16 schools where pucca kitchen shed-cum-store has been constructed but not used for storing MDM food grains because of fear of theft space shortage, etc.

9. Issue of inadequate availability of cooking utensils.

- Two-third of the sample schools face difficulty in cooking and serving MDM due to inadequate availability of cooking utensils.

10. Issue of lack of supervision and monitoring of MDM

- The management of MDM is not properly monitored and supervised by the concerned officers at all levels and this has yielded gross mismanagement of MDM. Food grains are supplied less than the weighted amount. Food grains are not timely supplied. MDM is cooked for children who do not eat it. The constructed pucca kitchen shed-cum-store is not utilized for cooking and storing. Cook and Helper do not receive their remuneration regularly every month. Cooking cost advance is not released to school regularly every month.

11. Issue of lack of proper weighing system for measuring the weight of food grains and vegetables and the weight of children.

- In none of the 40 sample schools, weight of children is measured to know their nutritional status. Similarly, the weight of food grains and vegetables is not accurately measured. It is roughly assessed.

Suggestions:

1. Rice stock availability at school be recorded every month and accordingly the required amount of rice be supplied with only 01 month of buffer stock.
2. Physical verification of the enrolled children at every school be made and the cases of fake/multiple enrollment be identified and quashed out.

Co-curricular / extra curricular activities may be organized at school level to raise attendance of children after the Annual Examination is over.

3. Eating utensils be made available at each school. MDM food items be made more tasty with provision of more quantum of dal and vegetables per child per day. School gate may be closed during recess hours and children be motivated to eat MDM together with other children. Neat and clean dinning space be provided so that the children will like to eat in a safe place throughout the year. Each school be provided with a pucca dinning hall having vitrified tiled floor, sitting space as per enrollment strength, safe drinking water facility and facility for washing utensils and hands with soap and water.
4. Each school be instructed to identify, at morning prayer class every day, the children who would opt for taking MDM and MDM be cooked only for them.
5. The Head Teachers, SHGs and SMCs may be given onsite support relating to timely submission of vouchers and expenditure statement to the Block Office. Adequate supporting staff may be provided to facilitate the Block office in releasing the advance cooking cost regularly by the 1st week of every month.
6. The District Nodal Officer should ensure non-involvement of Head Teacher / Teacher in procurement / management of MDM.
7. No Head Teacher/ teacher be made accountable for any kind of discrepancy or stoppage in the management or procurement of MDM.
8. The roles of SMC, SHG and teachers relating to MDM management be displayed in flex board in a visible place in school for generating awareness as well as transparency of MDM rules.

- 9.** Each Cook/ Helper be posted as Cook-cum-Helper and be paid Rs.1000/- per month as remuneration. The Govt. of India norm relating to posting of the number of Cook-cum-Helper as per the student strength of school be adopted soon.
- 10.** The State should take steps to cover all elementary schools under the NRHM scheme for regular health check up and provision of vit. A, iron and de-worming tablets to children.
- 11.** For each kitchen shed-cum-store, a chimney may be constructed for release of smoke. Shelves may be prepared for storage of food grains and fire wood inside the kitchen shed-cum-store using the maintenance grant. In case of schools having more than 100 children, additional grant may be given for construction of 01/ 02 more pucca kitchen shed-cum-stores depending upon the enrollment strength of the school.
- 12.** Schools having inadequate cooking utensils may be given some grant to procure the required cooking utensils.
- 13.** The supervision and monitoring system needs to be strengthened with documentation of feedback data received by the supervisory and monitoring officers in prescribed formats.
- 14.** Each school may be provided with a digital weighing machine for utilizing it to weigh the food grains/vegetables to be used for cooking and also to take weight measurement of the children to assess their nutritional status.
- 15.** Each school may be given a separate grant to purchase steel-made storage bins to keep the food grains in safe custody. This may be released depending upon the enrollment strength of school.
- 16.** Each school may be given a separate grant for purchasing eating utensils like steel-made tray and glass for the students as per the enrollment strength of school.

BALASORE TABLES

3. Regularity in Serving Meal:

Table 1.1: Schoolwise status on regularity in serving meal since 1-9-11

Sl. No.	School name	Hot cooked meal served daily	If no, what is served?	Period of school days (total no.) when meal was not served	Reasons for not serving hot cooked meal
1	Jhadehswar PS	No	Chhuda	26-03-12	Presence of high school student in school to appear exam
2	Bateshwar Nodal UPS	Yes	-	-	-
3	Gosalapada PS	Yes	-	19-3-12 to 24-3-12 & 26-3-12 (7 days)	Less attendance after annual exam
4	ITI UGUPS	No	Nil	MDM not served	-
5	Aradbazar Urdu PS	Yes	-	-	-
6	Badakhuri UGUPS	Yes	-	19-3-12 to 24-3-12 & 26-3-12 to 31-3-12 (12 days)	Class suspended after annual exam
7	Bapu Nodal UPS	Yes	-	30-3-12, 31-3-12 (2 days)	Result declared so attendance nil
8	Patharapura PS	Yes	-	-	-
9	Baghabali UGUPS	Yes	-	-	-
10	Khuard Nodal UPS	Yes	-	-	-
11	Palasahi UGUPS	Yes	-	-	-
12	S.N.Nodal UPS, Gop	Yes	-	--	-
13	Gobindapur UGUPS	Yes	-	-	-
14	Ganipur PS	Yes	-	-	-
15	Dharampur PS	Yes	-	-	-
16	Reheng(B) PS	Yes	-	-	-
17	Maharajpur Nodal UPS	Yes	-	-	-
18	Suteibadagaon UGUPS	Yes	-	-	-
19	Sasanbad UGUPS	Yes	-	-	-
20	Remuna Feeder UGUPS	Yes	-	-	-
21	Palaspur UGUPS	Yes	-	-	-
22	Mr.Kuchalpatna PS	Yes	-	-	-
23	Candipur Nodal UPS	Yes	-	25-11-11, 10-12-11 (2 days)	Shortage of fund
24	Kesharpur PS	Yes	-	-	-
25	Balipala UGUPS	Yes	-	-	-
26	Srikonasevashram PS	Yes	-	-	-
27	Padmapur Nodal UPS	Yes	-	-	-
28	Khaira UGUPS	Yes	-	-	-
29	Budakhunta UGUPS	Yes	-	-	-
30	Oupada PS	Yes	-	-	-
31	Dantoor PS	Yes	-	-	-
32	Chhtrapur Nodal UPS	Yes	-	-	-
33	Kunchibania PS	Yes	-	-	-
34	Sajanagarh PS	Yes	-	-	-
35	Chandi UPS	Yes	-	-	-
36	R.K Nodal UPS (Kendukhunta)	Yes	-	-	-
37	Chekamara PS	Yes	-	-	-
38	Khantapada PS	Yes	-	-	-
39	Nuapada PS	Yes	-	-	-
40	Panapana UPS	Yes	-	-	-

*1) No. of schools that served MDM with interruption = 05

2. Trends:

Table 2.1: Schoolwise status on trends of MDM consumption

Sl. No.	School name	No. of children enrolled	No. of children opted for MDM	No. of children attended school on visit day of MI	No. of children availed MDM as per MDM Register	No. of children actually availed MDM on visit day of MI	No. of children availed MDM on the day previous to the visit day of MI
1	Jhadehswar PS	200	200	37	0	0	151
2	Bateshwar Nodal UPS	298	298	72	66	40	53
3	Gosalapada PS	66	66	32	30	30	Not updated
4	ITI UGUPS	330	-	58	-	-	-
5	Aradbazar Urdu PS	91	91	68	60	68	71
6	Badakhuri UGUPS	256	256	Attendance not taken due to pravesh utshav celebration	Attendance not taken due to pravesh utshav celebration	Attendance not taken due to pravesh utshav celebration	Attendance not taken due to pravesh utshav celebration
7	Bapu Nodal UPS	301	301	Nil	Nil	Nil	MDM not served
8	Patharapura PS	234	234	176	234	174	165
9	Baghabali UGUPS	317	317	105	105	105	145
10	Khuard Nodal UPS	343	343	117	117	117	150
11	Palasahi UGUPS	493	493	368	368	368	472
12	S.N.Nodal UPS,Gop	288	288	185	120	120	195
13	Gobindapur UGUPS	244	244	201	201	201	168
14	Ganipur PS	141	141	107	107	107	129
15	Dharampur PS	127	127	65	65	65	53
16	Reheng(B) PS	139	139	108	108	108	90
17	Maharajpur Nodal UPS	272	272	162	162	162	214
18	Suteibadagaon UGUPS	379	379	118	118	118	164
19	Sasanbad UGUPS	336	336	146	146	146	120
20	Remuna Feeder UGUPS	365	365	194	194	194	118
21	Palaspur UGUPS	232	232	190	190	190	190
22	Mr.Kuchalpatna PS	126	126	81	81	81	50
23	Candipur Nodal UPS	312	312	168	168	117	85
24	Kesharpur PS	88	88	58	54	58	101
25	Balipala UGUPS	184	184	148	148	146	158
26	Srikonasevashram PS	184	184	111	120	111	156
27	Padmapur Nodal UPS	279	279	164	126	126	53
28	Khaira UGUPS	241	241	96	96	96	126
29	Budakhunta UGUPS	250	250	156	156	156	181
30	Oupada PS	179	179	108	108	108	125
31	Dantoor PS	158	158	70	70	70	130
32	Chhtrapur Nodal UPS	339	339	190	190	190	120
33	Kunchibania PS	122	122	100	100	100	102
34	Sajanagarh PS	163	163	49	49	49	35
35	Chandi UPS	145	145	30	30	30	21
36	R.K Nodal UPS(Kendukhunta)	261	261	Nil	Nil	Nil	Nil
37	Chekamara PS	117	117	77	77	77	92
38	Khantapada PS	155	155	95	95	80	86
39	Nuapada PS	80	80	24	32	32	65
40	Panapana UPS	153	153	73	73	73	91
	Total =	8988	8658	4307	4164	4013	4425

*1) % of children attended school = 47.92 %

2) % of children availed MDM as per MDM register on visit day of MI = 46.33 %

3) % of children actually availed MDM on visit day of MI = 44.65 %

15. Regularity in Delivering Food Grains to School Level:

Table 3.1: Schoolwise status on delivery of food gains

Sl. No.	School name	Receiving food grains regularly	Extent of delay in receiving food grains	Reasons of delay	Buffer stock of one month's need is kept	Quantity of food grains supplied as per the marked weight	Approximate kg. less supply per 50 kg. bag Rice	Food grain is delivered at
1	Jhadehswar PS	Yes	-	-	No	Yes	-	School
2	Bateshwar Nodal UPS	Yes	-	-	No	No	5 kg	SHG
3	Gosalapada PS	Yes	-	-	Yes	No	5-6 Kg	School
4	ITI UGUPS	-	-	-	-	-	-	-
5	Aradbazar Urdu PS	Yes	-	-	Yes	No	4-5 kg	School
6	Badakhuri UGUPS	Yes	-	-	Yes	Yes	-	School
7	Bapu Nodal UPS	Yes	-	-	Yes	No	10 kg	School
8	Patharapura PS	Yes	-	-	Yes	Yes	-	School
9	Baghabali UGUPS	Yes	-	-	Yes	Yes	-	School
10	Khuard Nodal UPS	Yes	-	-	Yes	Yes	-	School
11	Palasahi UGUPS	Yes	-	-	Yes	No	8 Kg	School
12	S.N.Nodal UPS,Gop	Yes	-	-	Yes	No	5 kg	School
13	Gobindapur UGUPS	Yes	-	-	Yes	No	3 Kg	School
14	Ganipur PS	Yes	-	-	Yes	Yes	-	School
15	Dharampur PS	Yes	-	-	Yes	No	3 Kg	School
16	Reheng(B) PS	Yes	-	-	No	No	1-5 Kg	School
17	Maharajpur Nodal UPS	Yes	-	-	No	No	1 kg	School
18	Suteibadagaon UGUPS	Yes	-	-	Yes	No	2 kg	School
19	Sasanbad UGUPS	Yes	-	-	Yes	Yes	-	School
20	Remuna Feeder UGUPS	Yes	-	-	Yes	No	1-2 kg	School
21	Palaspur UGUPS	Yes	-	-	No	No	5 kg	School
22	Mr.Kuchalpatna PS	Yes	-	-	Yes	No	3 Kg	School
23	Candipur Nodal UPS	Yes	-	-	Yes	No	7-8 Kg	SHG
24	Kesharpur PS	Yes	-	-	Yes	No	5 kg	School
25	Balipala UGUPS	Yes	-	-	Yes	No	5-6 Kg	School
26	Srikonasevashram PS	Yes	-	-	Yes	Yes	-	School
27	Padmapur Nodal UPS	Yes	-	-	Yes	No	5-6 kg	School
28	Khaira UGUPS	Yes	-	-	Yes	Yes	-	School
29	Budakhunta UGUPS	Yes	-	-	Yes	No	1-2 kg	SHG
30	Oupada PS	Yes	-	-	Yes	No	-	School
31	Dantoor PS	Yes	-	-	Yes	Yes	-	School
32	Chhtrapur Nodal UPS	Yes	-	-	No	No	3-4 Kg	School
33	Kunchibania PS	Yes	-	-	No	No	4-5 Kg	School
34	Sajanagarh PS	Yes	-	-	No	No	3-4 Kg	School
35	Chandi UPS	Yes	-	-	No	No	Can't say	School
36	R.K Nodal UPS(Kendukhunta)	Yes	-	-	Yes	No	2 Kg.	School
37	Chekamara PS	Yes	-	-	No	No	1-2 kg	School
38	Khantapada PS	No	15 days	Official delay	Yes	No	4-5 Kg	School
39	Nuapada PS	Yes	-	-	Yes	No	2-3 Kg	School
40	Panapana UPS	Yes	-	-	Yes	No	5 kg	School

*1) No. of schools getting food grains regularly=38

3) No. of schools getting less supply of food grains=28

5) No. of schools receiving food grains at school point=36

2) No. of schools having 01 month's extra food grains = 29

4) Amount of rice less received per 50 kg. bag = 1 kg to 8 kg.

Table 3.2: Schoolwise status on quality of food gains received

Sl. No.	School name	Quality of food grains received is good	Nature of defect seen in quality of food grains
			Rice
1	Jhadhswar PS	Good	-
2	Bateshwar Nodal UPS	Good	-
3	Gosalapada PS	Good	-
4	ITI UGUPS	-	-
5	Aradbazar Urdu PS	Good	-
6	Badakhuri UGUPS	Good	-
7	Bapu Nodal UPS	Good	-
8	Patharapura PS	Good	-
9	Baghabali UGUPS	Good	-
10	Khuard Nodal UPS	Good	-
11	Palasahi UGUPS	Good	-
12	S.N.Nodal UPS,Gop	Good	-
13	Gobindapur UGUPS	Good	-
14	Ganipur PS	Good	-
15	Dharampur PS	Good	-
16	Reheng(B) PS	Good	-
17	Maharajpur Nodal UPS	Good	-
18	Suteibadagaon UGUPS	Good	-
19	Sasanbad UGUPS	Good	-
20	Remuna Feeder UGUPS	Good	-
21	Palaspur UGUPS	Good	-
22	Mr.Kuchalpatna PS	Good	-
23	Candipur Nodal UPS	Good	-
24	Kesharpur PS	Good	-
25	Balipala UGUPS	Good	-
26	Srikonasevashram PS	Good	-
27	Padmapur Nodal UPS	Not good	Stoned rice
28	Khaira UGUPS	Good	-
29	Budakhunta UGUPS	Good	-
30	Oupada PS	Good	-
31	Dantoor PS	Good	-
32	Chhtrapur Nodal UPS	Good	-
33	Kunchibania PS	Good	-
34	Sajanagarh PS	Good	-
35	Chandi UPS	Good	-
36	R.K Nodal UPS(Kendukhunta)	SHG not available	-
37	Chekamara PS	Good	-
38	Khantapada PS	Good	-
39	Nuapada PS	Good	-
40	Panapana UPS	Good	-

*1) No. of schools getting good quality of food grains = 37

16. Regularity in Delivering Cooking Cost to School Level:

Table 4.1: Schoolwise status on delivery of food gains

Sl. No.	School name	Receiv g cooking cost in advance regularl y	Extent of delay in getting cooking cost	Reasons of delay	Where from cooking cost is managed in case of delay in receiving it?	How is cooking cost paid?
1	Jhadehswar PS	No	2 months for Nov-11 & 1 month for Dec-11 not received for Feb-12 and March-12	Official delay	HM's own Fund	E-transfer
2	Bateshwar Nodal UPS	No	2 months for Nov-11 & 1 month for Dec-11	Official delay	SHG fund	E-transfer
3	Gosalapada PS	No	Not known from pass book	Official delay	HM's own Fund	E-transfer
4	ITI UGUPS	-	-	-	-	-
5	Aradbazar Urdu PS	No	1 month for Sept-11, 2 months for Nov -11, 1 month for Dec -11, 1 month for Feb - 12	Revolving fund not fully used	Revolving fund	E-transfer
6	Badakhuri UGUPS	No	1 month for Sept-11, 2 months for Nov -11, 1 month for Dec -11, not received for Feb-12 and March -12	Revolving fund not fully used	Revolving fund	E-transfer
7	Bapu Nodal UPS	No	1 month for Sept -11, 1 month for Jan -12	Official delay	SHG's own fund	E-transfer
8	Patharapura PS	No	Not known from passbook	Can't say	SHG fund	E-transfer
9	Baghabali UGUPS	No	Not received for Feb -12 and March -12	Official delay	SHG fund	E-transfer
10	Khuard Nodal UPS	No	Not received for Feb -12 and March -12	Official delay	HM's own fund	E-transfer
11	Palasahi UGUPS	No	Not received for Feb -12 and March -12	Official delay	SHG fund	E-transfer
12	S.N.Nodal UPS, Gop	No	Not received for Feb -12 and March -12	Official delay	SHG fund	E-transfer
13	Gobindapur UGUPS	No	1 month for Sept -11, not received for Feb -11 and march -11	Revolving fund not fully used	Revolving fund	E-transfer
14	Ganipur PS	No	1 month for Oct -11, 1 month for Feb -12	Official delay	HM's own fund	E-transfer
15	Dharampur PS	No	1 month for Oct -11, not received for Feb -12 and March -12	Revolving fund not fully used	Revolving fund	E-transfer
16	Reheng(B) PS	No	2 months for Feb-12 & 1 month for March-12	Revolving fund not fully used	Revolving fund	E-transfer
17	Maharajpur Nodal UPS	No	1 month for Oct-11 & not received for Feb-March 12	Official delay	SHG fund	E-transfer
18	Suteibadagaon UGUPS	No	1 month for Oct.-11, not received for Feb-March, 2012	Official delay	SMC president's own fund	E-transfer
19	Sasanbad UGUPS	No	Not received for Feb and March-2012	Revolving fund not fully utilized	Revolving fund	E-transfer
20	Remuna Feeder UGUPS	No	1 month for Oct -11, not received for Feb-12 and March- 12	Revolving fund not fully utilized	Revolving fund	E-transfer
21	Palaspur UGUPS	No	1 month for Sept-11 and 4 months for Nov-11, 3 months for Dec-11, 2 months for Jan -11 and 1 month for Feb-11	Official delay	SHG's own fund	E-transfer
22	Mr.Kuchalpatna PS	No	1 month for Sept-11, 2 month for Nov-11, 1 month for Dec-11, 1 month for Feb-12	Official delay	HM's and SMC president's own fund	E-transfer
23	Candipur Nodal UPS	No	1 month for oct-11, 3 months for nov-11, 2 months for dec-11, 1 month for jan-11	Official delay	SHG's fund	E-transfer
24	Kesharpur PS	No	1 month for Sept -11, 2 months for Nov -11, 1 month for Dec -11, 1 month for Feb -12	Revolving fund not fully utilized	Revolving fund	E-transfer
25	Balipala UGUPS	No	2 months for Nov -11, 1 months for Dec -11, 1 month for Feb -12	Official delay	HM's own fund	E-transfer
26	Srikanasevashram PS	No	Passbook not missed	-	SSA fund	E-transfer
27	Padmapur Nodal UPS	No	2 months for Nov-11 & 1 month for Dec-11, 1 month for Feb-12	Revolving fund not fully utilized	Revolving fund	E-transfer
28	Khaira UGUPS	No	1 month for Sept-11, 2 months for Nov-11, 1 month for Dec-11, not received for Feb-12 and March- 12	Revolving fund not fully utilized	Revolving fund	E-transfer
29	Budakhunta UGUPS	No	Not known from passbook	Official delay	SHG fund	E-transfer
30	Oupada PS	No	01 month for Oct-11 and Feb-12	Revolving fund not fully utilized.	-	E-transfer
31	Dantoor PS	No	Not known from pass book	Official delay	SMC's president own fund	E-transfer
32	Chhtrapur Nodal UPS	No	1 months for Oct-11, not received for Jan -12, Feb -12, March -12	Official delay	SHG fund	E-transfer
33	Kunchibania PS	No	1 month for Oct -11 and 1 month for Fb -12	Revolving fund not fully utilized	Revolving fund	E-transfer
34	Sajanagarh PS	No	1 month for Oct-11 , 2 months for Jan-12 and 1 month for Feb-11	Revolving fund not fully utilized	Revolving fund	E-transfer
35	Chandi UPS	No	1 month for Oct-11, 2 months for Jan-12 and 1 month for Feb-12	Revolving fund not fully utilized	Revolving fund	E-transfer
36	R.K Nodal UPS(Kendukhunta)	No	1 month for oct-11, 2 months for jan-11, 1 month for feb-11	Official delay	HM's own fund	E-transfer
37	Chekamara PS	-	Not known from passbook	Can't say	SHG fund	E-transfer
38	Khantapada PS	No	1.5 months for Sept-11, 1 month for Oct-11, 2 months for Dec -11, 1 month for Feb -12, not received for March -12	Official delay	SHG fund	E-transfer
39	Nuapada PS	No	Not known from passbook	Voucher not submitted	SHG fund	E-transfer
40	Panapana UPS	No	MDM passbook not available	-	Revolving fund	E-transfer

* 1) No. of schools getting cooking cost in advance regularly= Nil
2) Extent of delay in getting cooking cost = One to 4 months.

17. Social Equity:

Table 5.1: Schoolwise status on gender, caste and community wise discrimination in cooking and serving MDM and seating arrangement made for children to take MDM

Sl. No.	School name	Gender discrimination			Caste discrimination			Community discrimination		
		Cooking	Serving	Seating	Cooking	Serving	Seating	Cooking	Serving	Seating
1	Jhadehswar PS	No	No	No	No	No	No	No	No	No
2	Bateshwar Nodal UPS	No	No	No	No	No	No	No	No	No
3	Gosalapada PS	No	No	No	No	No	No	No	No	No
4	ITI UGUPS	-	-	-	-	-	-	-	-	-
5	Aradbazar Urdu PS	No	No	No	No	No	No	No	No	No
6	Badakhuri UGUPS	No	No	No	No	No	No	No	No	No
7	Bapu Nodal UPS	No	No	No	No	No	No	No	No	No
8	Patharapura PS	No	No	No	No	No	No	No	No	No
9	Baghabali UGUPS	No	No	No	No	No	No	No	No	No
10	Khuard Nodal UPS	No	No	No	No	No	No	No	No	No
11	Palasahi UGUPS	No	No	No	No	No	No	No	No	No
12	S.N.Nodal UPS,Gop	No	No	No	No	No	No	No	No	No
13	Gobindapur UGUPS	No	No	No	No	No	No	No	No	No
14	Ganipur PS	No	No	No	No	No	No	No	No	No
15	Dharampur PS	No	No	No	No	No	No	No	No	No
16	Reheng(B) PS	No	No	No	No	No	No	No	No	No
17	Maharajpur Nodal UPS	No	No	No	No	No	No	No	No	No
18	Suteibadagaon UGUPS	No	No	No	No	No	No	No	No	No
19	Sasanbad UGUPS	No	No	No	No	No	No	No	No	No
20	Remuna Feeder UGUPS	No	No	No	No	No	No	No	No	No
21	Palaspur UGUPS	No	No	No	No	No	No	No	No	No
22	Mr.Kuchalpatna PS	No	No	No	No	No	No	No	No	No
23	Candipur Nodal UPS	No	No	No	No	No	No	No	No	No
24	Kesharpur PS	No	No	No	No	No	No	No	No	No
25	Balipala UGUPS	No	No	No	No	No	No	No	No	No
26	Srikonasevashram PS	No	No	No	No	No	No	No	No	No
27	Padmapur Nodal UPS	No	No	No	No	No	No	No	No	No
28	Khaira UGUPS	No	No	No	No	No	No	No	No	No
29	Budakhunta UGUPS	No	No	No	No	No	No	No	No	No
30	Oupada PS	No	No	No	No	No	No	No	No	No
31	Dantoor PS	No	No	No	No	No	No	No	No	No
32	Chhtrapur Nodal UPS	No	No	No	No	No	No	No	No	No
33	Kunchibania PS	No	No	No	No	No	No	No	No	No
34	Sajanagarh PS	No	No	No	No	No	No	No	No	No
35	Chandi UPS	No	No	No	No	No	No	No	No	No
36	R.K Nodal UPS (Kendukhunta)	MDM not served	-	-	-	-	-	-	-	-
37	Chekamara PS	No	No	No	No	No	No	No	No	No
38	Khantapada PS	No	No	No	No	No	No	No	No	No
39	Nuapada PS	No	No	No	No	No	No	No	No	No
40	Panapana UPS	No	No	No	No	No	No	No	No	No

18. Variety of Menu:

Table 6.1: Schoolwise status on MDM menu

Sl. No	School name	Weekly MDM menu displayed	MDM is prepared as per weekly menu	Who decides the menu?	Nature of food items served	Daily menu includes rice	Daily menu includes wheat	Daily menu includes dal	Daily menu includes vegetables
1	Jhadehswar PS	Yes	Yes some times	State Govt	Different items some day	Some day	No day	Some day	Some day
2	Bateshwar Nodal UPS	Yes	Yes always	State Govt	Different items daily	Everyday	No day	Some day	Every day
3	Gosalapada PS	Yes	Yes always	State Govt	Different items daily	Everyday	No day	Some day	Every day
4	ITI UGUPS	-	-	-	-	-	-	-	-
5	Aradbazar Urdu PS	Yes	Yes always	State Govt	Different items daily	Everyday	No day	Some day	Every day
6	Badakhuri UGUPS	Yes	Yes always	State Govt	Different items daily	Everyday	No day	Some day	Every day
7	Bapu Nodal UPS	Yes	Yes always	State Govt	Different items daily	Everyday	No day	Some day	Every day
8	Patharapura PS	Yes	Yes always	State Govt.	Different items daily	Everyday	No day	Some day	Every day
9	Baghabali UGUPS	Yes	Yes always	State Govt	Different items daily	Everyday	No day	Some day	Everyday
10	Khuard Nodal UPS	Yes	Yes always	State Govt	Different items daily	Everyday	No day	Some day	Everyday
11	Palasahi UGUPS	Yes	Yes always	State Govt	Different items daily	Everyday	No day	Some day	Everyday
12	S.N.Nodal UPS,Gop	Yes	Yes always	State Govt	Different items daily	Everyday	No day	Some day	Everyday
13	Gobindapur UGUPS	Yes	Yes always	State Govt	Different items daily	Everyday	No day	Some day	Everyday
14	Ganipur PS	Yes	Yes always	State Govt	Different items daily	Everyday	No day	Some day	Everyday
15	Dharampur PS	Yes	Yes always	State Govt	Different items daily	Everyday	No day	Some day	Everyday
16	Reheng(B) PS	Yes	Yes always	State Govt	Different items daily	Everyday	No day	Some day	Everyday
17	Maharajpur Nodal UPS	Yes	Yes always	State Govt	Different items daily	Everyday	No day	Some day	Everyday
18	Suteibadagaon UGUPS	Yes	Yes always	State Govt	Different items daily	Everyday	No day	Some day	Everyday
19	Sasanbad UGUPS	Yes	Yes always	State Govt	Different items daily	Everyday	No day	Some day	Everyday
20	Remuna Feeder UGUPS	Yes	Yes always	State Govt	Different items daily	Everyday	No day	Some day	Everyday
21	Palaspur UGUPS	Yes	Yes always	State Govt	Different items daily	Everyday	No day	Some day	Everyday
22	Mr.Kuchalpatna PS	Yes	Yes always	State Govt	Different items daily	Everyday	No day	Some day	Everyday
23	Candipur Nodal UPS	Yes	Yes always	State Govt	Different items daily	Everyday	No day	Some day	Everyday
24	Kesharpur PS	Yes	Yes sometimes	State Govt	Different items daily	Everyday	No day	Some day	Everyday
25	Balipala UGUPS	Yes	Yes always	State Govt	Different items daily	Everyday	No day	Some day	Everyday
26	Srikonasevashram PS	No	Yes always	State Govt	Different items daily	Everyday	No day	Some day	Everyday
27	Padmapur Nodal UPS	Yes	Yes always	State Govt	Different items daily	Everyday	No day	Some day	Everyday
28	Khaira UGUPS	Yes	Yes always	State Govt	Different items daily	Everyday	No day	Some day	Everyday
29	Budakhunta UGUPS	Yes	Yes always	State Govt	Different items daily	Everyday	No day	Some day	Everyday
30	Oupada PS	Yes	Yes always	State Govt	Different items daily	Everyday	No day	Some day	Everyday
31	Dantoor PS	Yes	Yes always	State Govt	Different items daily	Everyday	No day	Some day	Everyday
32	Chhtrapur Nodal UPS	Yes	Yes always	State Govt	Different items daily	Everyday	No day	Some day	Everyday
33	Kunchibania PS	Yes	Yes always	State Govt	Different items daily	Everyday	No day	Some day	Everyday
34	Sajanagarh PS	Yes	Yes always	State Govt	Different items daily	Everyday	No day	Some day	Everyday
35	Chandi UPS	Yes	Yes always	State Govt	Different items daily	Everyday	No day	Some day	Everyday
36	R.K Nodal UPS(Kendukhunta)	Yes	Yes always	State Govt	Different items daily	Everyday	No day	Some day	Everyday
37	Chekamara PS	Yes	Yes always	State Govt	Different items daily	Everyday	No day	Some day	Everyday
38	Khantapada PS	Yes	Yes always	State Govt	Different items daily	Everyday	No day	Some day	Everyday
39	Nuapada PS	Yes	Yes always	State Govt	Different items daily	Everyday	No day	Some day	Everyday
40	Panapana UPS	Yes	Yes always	State Govt	Different items daily	Everyday	No day	Some day	Everyday

*1) No. of Schools displayed weekly MDM menu = 38 2) No. of Schools who serves different food items everyday = 39

19. Quantity and Quality of Meal:

Table 7.1: Schoolwise status on opinion of children on quality and quantity of MDM

Sl. No.	School name	Opinion on quality of rice	Opinion on quality of dal/curry	Opinion on quantity of rice	Opinion on quantity of dal/curry	Reasons for unhappiness on quality of rice/dal/curry	Reasons for unhappiness on quantity of rice/dal/curry
1	Jhadehswar PS	Happy always	Happy always	Happy always	Happy always	-	-
2	Bateshwar Nodal UPS	Happy always	Happy always	Happy always	Happy always	-	-
3	Gosalapada PS	Happy always	Happy always	Happy always	Happy always	-	-
4	ITI UGUPS	MDM not served	-	-	-	-	-
5	Aradbazar Urdu PS	Happy always	Happy always	Happy always	Happy always	-	-
6	Badakhuri UGUPS	Happy always	Happy always	Happy always	Happy always	-	-
7	Bapu Nodal UPS	Happy always	Happy always	Happy always	Happy always	-	-
8	Patharapura PS	Happy always	Happy always	Happy always	Happy always	-	-
9	Baghabali UGUPS	Happy always	Happy always	Happy always	Happy always	-	-
10	Khuard Nodal UPS	Happy always	Happy always	Happy always	Happy always	-	-
11	Palasahi UGUPS	Happy always	Happy always	Happy always	Happy always	-	-
12	S.N.Nodal UPS,Gop	Happy always	Happy always	Happy always	Happy always	-	-
13	Gobindapur UGUPS	Happy always	Happy always	Happy always	Happy always	-	-
14	Ganipur PS	Happy always	Happy always	Happy always	Happy always	-	-
15	Dharampur PS	Happy always	Happy always	Happy always	Happy always	-	-
16	Reheng(B) PS	Happy always	Happy always	Not happy always	Not happy always	-	Less quantity served
17	Maharajpur Nodal UPS	Happy always	Happy always	Not happy sometimes	Happy always	-	Less quantity
18	Suteibadagaon UGUPS	Happy always	Happy always	Not happy always	Not happy always	-	Less quantity
19	Sasanbad UGUPS	Happy always	Happy always	Happy always	Happy always	-	-
20	Remuna Feeder UGUPS	Happy always	Happy always	Happy always	Happy always	-	-
21	Palaspur UGUPS	Happy always	Happy always	Happy always	Happy always	-	-
22	Mr.Kuchalpatna PS	Happy always	Happy always	Happy always	Happy always	-	-
23	Candipur Nodal UPS	Happy always	Happy always	Happy always	Happy always	-	-
24	Kesharpur PS	Happy always	Happy always	Happy always	Happy always	-	-
25	Balipala UGUPS	Happy always	Happy always	Happy always	Happy always	-	-
26	Srikonasevashram PS	Happy always	Happy always	Not happy always	Happy always	-	Less quantity served
27	Padmapur Nodal UPS	Not happy sometimes	Happy always	Not happy always	Not happy always	Stone mix rice	Less quantity served
28	Khaira UGUPS	Happy always	Happy always	Happy always	Happy always	-	-
29	Budakhunta UGUPS	Happy always	Happy always	Happy always	Happy always	-	-
30	Oupada PS	Happy always	Happy always	Happy always	Happy always	-	-
31	Dantoor PS	Happy always	Happy always	Happy always	Happy always	-	-
32	Chhtrapur Nodal UPS	Happy always	Happy always	Happy always	Happy always	-	-
33	Kunchibania PS	Happy always	Happy always	Not happy always	Happy always	-	Less quantity served
34	Sajanagarh PS	Happy always	Happy always	Not happy always	Happy always	-	Less quantity served
35	Chandi UPS	Happy always	Happy always	Happy always	Happy always	-	-
36	R.K Nodal UPS(Kendukhunta)	MDM not served	-	-	-	-	-
37	Chekamara PS	Happy always	Happy always	Not happy always	Not happy always	-	Less quantity served
38	Khantapada PS	Happy always	Happy always	Not happy sometimes	Happy always	-	Less quantity served
39	Nuapada PS	Happy always	Happy always	Happy always	Happy always	-	-
40	Panapana UPS	Happy always	Happy always	Happy always	Happy always	-	-

*1) No. of schools where children are happy always on quality of rice = 37

2) No. of schools where children are happy always on quality of dal = 38

3) No. of schools where children are happy always on quantity of rice = 29

4) No. of schools where children are happy always on quantity of dal = 34

20. Supplementary:

Table 8.1: Schoolwise status on healthcare facilities

Sl. No	School name	Health card maintained for each child	No. of times health check up done since 1-4-11	Iron tablets given periodically	Vit. A tablets given periodically	De-worming tablets given periodically	Who provides medicine?	No. of times medicines given since 1-4-11
1	Jhadehswar PS	No HC	Nil	No	No	No	-	Nil
2	Bateshwar Nodal UPS	No HC	Nil	No	No	No	-	Nil
3	Gosalapada PS	No HC	Nil	No	No	No	-	Nil
4	ITI UGUPS	No HC	Nil	No	No	No	-	Nil
5	Aradbazar Urdu PS	No HC	Nil	No	No	No	-	Nil
6	Badakhuri UGUPS	No HC	Nil	No	No	No	-	Nil
7	Bapu Nodal UPS	No HC	1	No	No	No	-	Nil
8	Patharapura PS	No HC	Nil	No	No	No	-	Nil
9	Baghabali UGUPS	HC with name only	Nil	No	No	No	-	Nil
10	Khuard Nodal UPS	No HC	Nil	No	No	No	-	Nil
11	Palasahi UGUPS	No HC	Nil	No	No	No	-	Nil
12	S.N.Nodal UPS,Gop	No HC	Nil	No	No	No	-	Nil
13	Gobindapur UGUPS	HC with name, Height & Weight only	1	No	No	No	State Govt	1
14	Ganipur PS	HC with data up to 27-10-11	3	No	No	No	State Govt.	1
15	Dharampur PS	No HC	Nil	No	No	No	-	Nil
16	Reheng(B) PS	No HC	Nil	No	No	No	-	Nil
17	Maharajpur Nodal UPS	HC with name only	Nil	No	No	No	-	Nil
18	Suteibadagaon UGUPS	HC with name, height and weight only	2	No	No	No	State Govt	1
19	Sasanbad UGUPS	HC with name, height and weight only	1	No	No	No	State Govt	1
20	Remuna Feeder UGUPS	HC with name only	1	No	No	No	State Govt	1
21	Palaspur UGUPS	No HC	1	No	No	No	State Govt	1
22	Mr.Kuchalpatna PS	No HC	Nil	No	No	No	-	Nil
23	Candipur Nodal UPS	No HC	Nil	No	No	No	-	Nil
24	Kesharpur PS	No HC	Nil	No	No	No	-	Nil
25	Balipala UGUPS	No HC	1	No	No	No	-	Nil
26	Srikonasevashram PS	HC with name only	12	No	No	No	State Govt	12
27	Padmapur Nodal UPS	No HC	Nil	No	No	No	-	Nil
28	Khaira UGUPS	No HC	2	No	No	No	-	Nil
29	Budakhunta UGUPS	No HC	Nil	No	No	No	-	Nil
30	Oupada PS	No HC	1	No	No	No	State Govt	1
31	Dantoor PS	No HC	Nil	No	No	No	-	Nil
32	Chhtrapur Nodal UPS	HC with name only	3	No	No	No	State Govt	1
33	Kunchibania PS	No HC	1	No	No	No	State Govt	1
34	Sajanagarh PS	No HC	Nil	No	No	No	-	Nil
35	Chandi UPS	No HC	Nil	No	No	No	-	Nil
36	R.K Nodal UPS (Kendukhunta)	HC with name only	2	No	No	No	State Govt	2
37	Chekamara PS	No HC	Nil	No	No	No	-	Nil
38	Khantapada PS	No HC	1	No	No	No	State Govt	1
39	Nuapada PS	No HC	Nil	No	No	No	-	Nil
40	Panapana UPS	No HC	Nil	No	No	No	-	Nil

*1) No. of schools having health cards for each child = 10

2) No. of schools organized health check up camp since 01. 04.11 = 15

3) No. of schools where iron tablets have been given to children periodically = Nil

- 4) No. of schools where vit. Tablets have been given to children periodically = Nil
5) No. of schools where deworming tablets have been given to children periodically = Nil

9. Status of Cooks and Helpers:

Table 9.1: Schoolwise status on cooks and helpers

Sl. No.	School name	Cook and Helper are appointed by	No. of Cooks engaged	No. of Helpers engaged	No of Cook-cum-helper required as per GoI norm	Remuneration paid per month to		Remuneration is paid regularly (no of months delay since 1-4-11)	Cook belongs to	Helper belongs to
						Cook	Helper			
1	Jhadeshwar PS	SHG	1	1	3	600	400	Not known from passbook	SC	OBC
2	Bateshwar Nodal UPS	SHG	1	1	4	600	400	Not known from passbook	Gen	Minority
3	Gosalapada PS	SMC	1	1	2	600	400	Not known from passbook	Gen	OBC
4	ITI UGUPS	-	-	-	-	-	-	-	-	-
5	Aradbazar Urdu PS	SMC	1	1	2	600	400	Not known from passbook	SC	Gen
6	Badakhuri UGUPS	SMC	1	1	4	600	400	Passbook not available	OBC	OBC
7	Bapu Nodal UPS	SHG	1	1	5	600	400	Cook and Helper absent	SC	SC
8	Patharapura PS	SMC	1	1	4	600	400	Not known from passbook	OBC	OBC
9	Baghabali UGUPS	SMC	1	1	5	600	400	Not known from passbook	OBC	OBC
10	Khuard Nodal UPS	SMC	2	2	5	600	400	Not known from passbook	OBC	OBC
11	Palasahi UGUPS	SMC	1	1	6	600	400	Not known from passbook	SC	SC
12	S.N.Nodal UPS,Gop	SMC	1	1	4	600	400	Not known from passbook	OBC	OBC
13	Gobindapur UGUPS	SMC	1	1	4	600	400	Not known from passbook	Gen	Gen
14	Ganipur PS	SMC	1	1	3	600	400	Not known from passbook	OBC	Minority
15	Dharampur PS	SMC	1	1	3	600	400	Passbook not available	SC	ST
16	Reheng(B) PS	SHG	1	1	3	600	400	Not known from passbook	SC	SC
17	Maharajpur Nodal UPS	SHG	1	1	4	600	400	Not known from passbook	SC	OBC
18	Suteibadagaon UGUPS	SMC	1	1	5	600	400	Not known from passbook	OBC	OBC
19	Sasanbad UGUPS	SMC	1	1	5	600	400	Not known from passbook	OBC	OBC
20	Remuna Feeder UGUPS	SHG	1	1	5	600	400	Not known from passbook	OBC	SC
21	Palaspur UGUPS	SMC	1	1	4	600	400	Not known from passbook	OBC	OBC
22	Mr.Kuchalpatna PS	SMC	1	1	3	600	400	Not known from passbook	Gen	SC
23	Candipur Nodal UPS	SHG	1	1	5	600	400	Not received yet	OBC	OBC
24	Kesharpur PS	SHG	1	1	2	600	400	Passbook not available	OBC	OBC
25	Balipala UGUPS	SHG	1	1	3	600	400	Not known from passbook	OBC	OBC
26	Srikonasevashram PS	SMC	1	1	3	600	400	Not known from passbook	OBC	OBC
27	Padmapur Nodal UPS	SHG	1	1	4	600	400	Not known from passbook	Gen	SC
28	Khaira UGUPS	SMC	1	1	4	600	400	Not known from passbook	OBC	OBC
29	Budakhunta UGUPS	SMC	1	1	4	600	400	Passbook not updated	Gen	Gen
30	Oupada PS	SHG	1	1	3	600	400	Passbook not updated	OBC	SC
31	Dantoor PS	SHG	1	1	3	600	400	Passbook not updated	OBC	OBC
32	Chhtrapur Nodal UPS	SHG	1	1	5	600	400	Not known from passbook	OBC	OBC
33	Kunchibania PS	SHG	1	1	3	600	400	Not known from passbook	ST	ST
34	Sajanagarh PS	SHG	1	1	3	600	400	Not received from April-11 to Nov-11	ST	ST
35	Chandi UPS	SHG	1	1	3	600	400	Not received from April-11 to Nov-11	Gen	ST
36	R.K Nodal UPS(Kendukhunta)	SHG	1	1	4	600	400	Not known from passbook	Gen	Gen
37	Chekamara PS	SHG	1	1	3	600	400	Passbook not available	ST	ST
38	Khantapada PS	SHG	1	1	3	600	400	Passbook not available	OBC	OBC
39	Nuapada PS	SHG	1	1	2	600	400	Not known from passbook	OBC	OBC
40	Panapana UPS	SMC	1	1	3	600	400	Not known from passbook	OBC	OBC

- * 1) No. of schools where Cooks and Helpers get remuneration regularly = Not known from passbook or any document
2) No. of schools where Cooks belong to SC/ST/OBC/Minority community = 31
3) No. of schools where Helpers belong to SC/ST/OBC/Minority community = 35
4) No. of schools where cook and helper are appointed by SHG = 20

5) No. of schools having Cook and Helper as per the GoI norm = 04

10. Infrastructure:

Table 10.1: Schoolwise status on construction of kitchen-cum-store

Sl. No.	School name	Construction status of pucca kitchen-cum-store	Construction grant received under which scheme?	Reason for not using the constructed pucca kitchen-cum-store for	
				Cooking	Storing
1	Jhadehswar PS	Constructed but not in use for storing	SSA	-	Space shortage
2	Bateshwar Nodal UPS	Not sanctioned	-	-	-
3	Gosalapada PS	Not sanctioned	-	-	-
4	ITI UGUPS	-	-	-	-
5	Aradbazar Urdu PS	Not sanctioned	-	-	-
6	Badakhuri UGUPS	Constructed and in use for both cooking and storing	MDM	-	-
7	Bapu Nodal UPS	Kitchen shed-cum-store was destroyed to make ACR	MDM	Destroyed	Destroyed
8	Patharapura PS	Constructed but not in use for storing	SSA	-	Fear of theft
9	Baghabali UGUPS	Constructed and in use for cooking and storing	MDM	-	-
10	Khuard Nodal UPS	Not sanctioned	-	-	-
11	Palasahi UGUPS	Constructed but not in use for cooking	MDM	No ventilation	-
12	S.N.Nodal UPS, Gop	Constructed but not in use for storing	MDM	-	Space shortage
13	Gobindapur UGUPS	Constructed but not in use for storing	MDM	-	Space shortage
14	Ganipur PS	Constructed but not in use for cooking and storing	SSA	Absence of doors and windows	Absence of doors and windows
15	Dharampur PS	Constructed but not in use for storing	MDM	-	Space shortage
16	Reheng(B) PS	Constructed and in use for both cooking and storing	SSA	-	-
17	Maharajpur Nodal UPS	Under construction	SSA	-	-
18	Suteibadagaon UGUPS	Constructed but not in use for cooking and storing	SSA	Not clean	Not clean
19	Sasanbad UGUPS	Constructed but not in use for cooking and storing	MDM	Assumption of getting dirty	Assumption of getting dirty
20	Remuna Feeder UGUPS	Constructed and in use for cooking and storing	MDM	-	-
21	Palasapur UGUPS	Constructed but not in use for cooking	MDM	Space shortage	-
22	Mr.Kuchalpatna PS	Constructed but not in use for storing	MDM	-	Space shortage
23	Candipur Nodal UPS	Not sanctioned	-	-	-
24	Kesharpur PS	Constructed but not in use for cooking	MDM	Assumption of getting dirty, used as store room	-
25	Balipala UGUPS	Constructed but not in use for cooking and storing	MDM	No provision of hearth	No reason but not using for storing
26	Srikonasevashram PS	Under construction	MDM	-	-
27	Padmapur Nodal UPS	Constructed but not in use for cooking and storing	SSA	No provision for hearth	Used as library room
28	Khaira UGUPS	Constructed and in use for both cooking and storing	SSA	-	-
29	Budakhunta UGUPS	Constructed but not in use for storing	SSA	-	Shortage of space
30	Oupada PS	Constructed but not in use for storing	MDM	-	Space shortage
31	Dantoor PS	Constructed and in use for cooking and storing	MDM	-	-
32	Chhtrapur Nodal UPS	Constructed but not in use for cooking and storing	SSA	Used as classroom	Used as classroom
33	Kunchibania PS	Constructed but not in use for cooking	SSA	Space shortage	-
34	Sajanagarh PS	Constructed but not in use for cooking	SSA	Space shortage	-
35	Chandi UPS	Constructed but not in use for storing	SSA	-	Space shortage
36	R.K Nodal UPS(Kendukhunta)	Constructed but not in use for cooking	SSA	Space shortage	-
37	Chekamara PS	Constructed but not in use for cooking	SSA	Space shortage	-
38	Khantapada PS	Constructed but not in use for cooking	MDM	Space shortage	-
39	Nuapada PS	Constructed but not in used for both cooking and storing	MDM	No provision for hearth	-
40	Panapana UPS	Under construction	MDM	-	-

*1) No. of schools where pucca kitchen-cum-store has been constructed and in use for both cooking and storing = 06

2) No. of schools where pucca kitchen-cum-store has been constructed and not used for cooking = 16

3) No. of schools where pucca kitchen-cum-store has been constructed and not used for storing = 16

4) Main reasons for not using the constructed pucca kitchen-cum-store for cooking = 16

a) Space shortage = 06 Schools

b) Smoke/ventilation problem = 01 School

c) kitchen used as classroom = 02 Schools

e) Not cleaned = 01 School f) Assumns on of getting dirty = 01 School

d) No provision for hearth = 03 School

g. Absence of door and windows= 01 school h. Kitchen destroyed=01 school

5) Main reasons for not using the constructed pucca kitchen-cum-store for storing = 16

a) Fear of theft = 01 School

b) Space shortage = 08 Schools

e) Other reasons = 05 School

c) Using as classroom/Library = 02 Schools

6) No. of schools having no sanction to construct pucca kitchen-cum-store = 05

7) No. of schools where the pucca kitchen-cum-store is under construction = 02

8) No. of schools having sanction to construct pucca kitchen-cum-store but the construction work has not started = nil

Table 10.2: Schoolwise status on alternative place of cooking and storing where pucca kitchen-cum-store is not available and availability of water, fuel and utensils for cooking

Sl. No.	School name	Alternative place used for cooking MDM	Alternative place used for storing food grains	Potable water available for cooking and drinking	Adequate utensils available for cooking	Kind of fuel used
1	Jhadehswar PS	-	HM's room	Yes	Yes	Gas ,firewood
2	Bateshwar Nodal UPS	Asbestos roofed house	SHG house	Yes	Yes	Firewood
3	Gosalapada PS	Asbestos roofed house	HM's room	Yes	Yes	Firewood
4	ITI UGUPS	-	-	Yes	No	-
5	Aradbazar Urdu PS	School verandah	HM's room	No	Yes	Kerosin stove
6	Badakhuri UGUPS	-	-	Yes	No	Firewood
7	Bapu Nodal UPS	Asbestos roofed house	School store room	Yes	No	Firewood
8	Patharapura PS	-	School store room	Yes	Yes	Firewood
9	Baghabali UGUPS	--	-	Yes	Yes	Firewood
10	Khuard Nodal UPS	Asbestos roofed house	Class room	Yes	No	Firewood
11	Palasahi UGUPS	Thatched house at school	-	Yes	No	Firewood
12	S.N.Nodal UPS,Gop	-	School store room	Yes	No	Firewood
13	Gobindapur UGUPS	-	School store room	Yes	No	Firewood
14	Ganipur PS	Asbestos roofed house	Class room	Yes	Yes	Firewood
15	Dharampur PS	-	Class room	Yes	No	Firewood
16	Reheng(B) PS	-	-	Yes	No	Firewood
17	Maharajpur Nodal UPS	Tin roofed house	School store room	Yes	No	Firewood
18	Suteibadagaon UGUPS	Thatched house	School store room	Yes	No	Firewood
19	Sasanbad UGUPS	Asbestos roofed house	School store room	Yes	No	firewood
20	Remuna Feeder UGUPS	-	-	Yes	No	Firewood
21	Palasapur UGUPS	Asbestos roofed house	-	Yes	No	Firewood
22	Mr.Kuchalpatna PS	-	Class room	No	No	Firewood
23	Candipur Nodal UPS	Pucca house	SHG house	Yes	No	Gas ,firewood
24	Kesharpur PS	Tiled roofed house	-	Yes	Yes	Firewood
25	Balipala UGUPS	Open space with asbestos roof	School store room	Yes	Yes	Firewood
26	Srikonasevashram PS	Asbestos roofed house	School store room	Yes	No	Firewood
27	Padmapur Nodal UPS	Asbestos roofed house	School store room	Yes	No	Firewood
28	Khaira UGUPS	-	-	Yes	Yes	Firewood
29	Budakhunta UGUPS	-	School store room	Yes	No	Firewood
30	Oupada PS	-	SHG house	Yes	No	Firewood
31	Dantoor PS	-	-	Yes	No	Firewood
32	Chhtrapur Nodal UPS	Tiled roofed house	School store room	yes	No	Firewood
33	Kunchibania PS	Tiled roofed house	-	Yes	No	Firewood
34	Sajanagarh PS	Asbestos roofed house	-	Yes	Yes	Firewood
35	Chandi UPS	-	School store room	Yes	Yes	Firewood
36	R.K Nodal UPS(Kendukhunta)	Tiled roofed house	-	Yes	No	Firewood
37	Chekamara PS	Tiled roofed house	-	Yes	No	Firewood
38	Khantapada PS	School verandah	-	Yes	No	Firewood
39	Nuapada PS	Tiled roofed house	Unused room	Yes	No	Firewood
40	Panapana UPS	Open space	HM's room	Yes	No	Firewood

*1) No. of schools having potable water facility for cooking and drinking = 38

2) No. of schools having adequate utensils for cooking = 12

3) No. of schools where alternative place of cooking is an open space = 02

4) No. of schools where alternative place of cooking is school verandah =02

5) No. of schools where alternative place of cooking is a tile / tin/asbestos roofed house or a pucca house = 18

6) No. of schools where alternative place of cooking is thatched house = 02

7) No. of schools where alternative place of storing is SHG's own house = 03

8) No. of schools where alternative place of storing is HM's room / Classroom / MCS room/Store room / Unsed room=22

11. Safety and Hygiene:

Table 11.1: School wise status on safety and hygiene relating to MDM

Sl. No.	School name	General impression on hygiene of school campus	Children are encouraged to wash hands before and after eating by soap & water	Children partake meals in an orderly manner	Children conserve water while washing hands and utensils	Cooking process and storage of fuel is safe from fire hazard
1	Jhadehswar PS	Clean	Yes	Yes	Yes	Yes
2	Bateshwar Nodal UPS	Clean	Yes	Yes	Yes	Yes
3	Gosalapada PS	Clean	Yes	Yes	Yes	Yes
4	ITI UGUPS	Clean	-	-	-	-
5	Aradbazar Urdu PS	Clean	No	Yes	Yes	Yes
6	Badakhuri UGUPS	Clean	Yes	Yes	Yes	Yes
7	Bapu Nodal UPS	Clean	-	-	-	Yes
8	Patharapura PS	Clean	Yes	Yes	Yes	Yes
9	Baghabali UGUPS	Clean	Yes	Yes	Yes	Yes
10	Khuard Nodal UPS	Clean	No	Yes	No	Yes
11	Palasahi UGUPS	Clean	Yes	Yes	Yes	Yes
12	S.N.Nodal UPS,Gop	Clean	Yes	Yes	Yes	Yes
13	Gobindapur UGUPS	Clean	Yes	Yes	Yes	Yes
14	Ganipur PS	Clean	Yes	Yes	Yes	Yes
15	Dharampur PS	Clean	Yes	Yes	Yes	Yes
16	Reheng(B) PS	Not clean	No	Yes	Yes	Yes
17	Maharajpur Nodal UPS	Clean	Yes	Yes	Yes	Yes
18	Suteibadagaon UGUPS	Clean	No	Yes	Yes	Yes
19	Sasanbad UGUPS	Clean	No	Yes	Yes	Yes
20	Remuna Feeder UGUPS	Clean	Yes	Yes	No	Yes
21	Palaspur UGUPS	Clean	Yes	Yes	Yes	Yes
22	Mr.Kuchalpatna PS	Not clean	Yes	Yes	Yes	Yes
23	Candipur Nodal UPS	Clean	Yes	Yes	Yes	Yes
24	Kesharpur PS	Clean	Yes	Yes	Yes	Yes
25	Balipala UGUPS	Clean	No	Yes	Yes	Yes
26	Srikonasevashram PS	Not clean	No	No	Yes	Yes
27	Padmapur Nodal UPS	Clean	Yes	Yes	Yes	Yes
28	Khaira UGUPS	Clean	Yes	Yes	Yes	Yes
29	Budakhunta UGUPS	Clean	Yes	Yes	Yes	Yes
30	Oupada PS	Clean	Yes	Yes	Yes	Yes
31	Dantoor PS	Clean	Yes	Yes	Yes	Yes
32	Chhtrapur Nodal UPS	Clean	No	Yes	Yes	Yes
33	Kunchibania PS	Clean	Yes	Yes	Yes	Yes
34	Sajanagarh PS	Not clean	No	Yes	Yes	Yes
35	Chandi UPS	Clean	Yes	Yes	Yes	Yes
36	R.K Nodal UPS(Kendukhunta)	Clean	Yes	Yes	Yes	Yes
37	Chekamara PS	Clean	No	Yes	Yes	Yes
38	Khantapada PS	Clean	Yes	Yes	Yes	Yes
39	Nuapada PS	Clean	Yes	Yes	Yes	Yes
40	Panapana UPS	Clean	Yes	Yes	Yes	Yes

*1) No. of schools having clean school campus =36

2) No. of schools where children are encouraged to wash hands before and after eating = 28

3) No. of schools where water is conserved by children while washing hands and utensils = 36

4) No. of schools where cooking process and storage of fuel is safe from fire hazard = 39

5) No. of schools where children partake meals in an orderly manner = 37

12. Community Participation:

Table 12.1: Schoolwise status on community participation in MDM supervision and monitoring

Sl. No.	School name	Extent of participation in MDM supervision and monitoring by			Roster maintained by community for MDM supervision
		Parents	SMC	PRI /ULB	
1	Jhadehswar PS	Occasionally	Occasionally	Occasionally	No
2	Bateshwar Nodal UPS	Everyday	Everyday	Occasionally	No
3	Gosalapada PS	Occasionally	Occasionally	Occasionally	No
4	ITI UGUPS	-	-	-	-
5	Aradbazar Urdu PS	Occasionally	Occasionally	Not at all	No
6	Badakhuri UGUPS	Everyday	Occasionally	Occasionally	No
7	Bapu Nodal UPS	Occasionally	Occasionally	Not at all	No
8	Patharapura PS	Occasionally	Occasionally	Occasionally	No
9	Baghabali UGUPS	Occasionally	Occasionally	Occasionally	No
10	Khuard Nodal UPS	Occasionally	Occasionally	Occasionally	No
11	Palasahi UGUPS	Occasionally	Occasionally	Occasionally	No
12	S.N.Nodal UPS,Gop	Occasionally	Occasionally	Occasionally	No
13	Gobindapur UGUPS	Everyday	Everyday	Occasionally	No
14	Ganipur PS	Occasionally	Occasionally	Occasionally	No
15	Dharampur PS	Occasionally	Everyday	Occasionally	No
16	Reheng(B) PS	Occasionally	Everyday	Occasionally	No
17	Maharajpur Nodal UPS	Occasionally	Everyday	Occasionally	No
18	Suteibadagaon UGUPS	Everyday	Everyday	Not at all	No
19	Sasanbad UGUPS	Everyday	Everyday	Occasionally	No
20	Remuna Feeder UGUPS	Everyday	Everyday	Occasionally	No
21	Palaspur UGUPS	Everyday	Everyday	Occasionally	No
22	Mr.Kuchalpatna PS	Everyday	Everyday	Occasionally	No
23	Candipur Nodal UPS	Occasionally	Occasionally	Not at all	No
24	Kesharpur PS	Everyday	Everyday	Occasionally	No
25	Balipala UGUPS	Everyday	Everyday	Not at all	No
26	Srikonasevashram PS	Occasionally	Occasionally	Not at all	No
27	Padmapur Nodal UPS	Occasionally	Occasionally	Occasionally	No
28	Khaira UGUPS	Occasionally	Occasionally	Not at all	No
29	Budakhunta UGUPS	Occasionally	Everyday	Not at all	No
30	Oupada PS	Occasionally	Occasionally	Not at all	No
31	Dantoor PS	Occasionally	Occasionally	Not at all	No
32	Chhtrapur Nodal UPS	Occasionally	Occasionally	Occasionally	No
33	Kunchibania PS	Occasionally	Occasionally	Occasionally	No
34	Sajanagarh PS	Occasionally	Occasionally	Not at all	No
35	Chandi UPS	Not at all	Occasionally	Occasionally	No
36	R.K Nodal UPS(Kendukhunta)	Occasionally	Occasionally	Occasionally	No
37	Chekamara PS	Occasionally	Occasionally	Occasionally	No
38	Khantapada PS	Occasionally	Occasionally	Occasionally	No
39	Nuapada PS	Occasionally	Occasionally	Occasionally	No
40	Panapana UPS	Occasionally	Occasionally	Occasionally	No

*1) No. of schools where parents supervise and monitor MDM =38

2) No. of schools where SMC supervise and monitor MDM = 39

3) No. of schools where PRI /ULB supervise and monitor MDM = 29

4) No. of schools where community has maintained a roster for MDM supervision = Nil

Table 12.2: School wise opinion of community leaders on MDM programme

Sl. No.	School name	Quantity of MDM per child at primary level	Quantity of MDM per child at upper primary level	Overall impression of MDM programme	From where do you know about MDM?
1	Jhadehswar PS	Satisfactory	-	Good	Teacher
2	Bateshwar Nodal UPS	Satisfactory	Satisfactory	Good	Teacher
3	Gosalapada PS	Poor	-	Satisfactory	Teacher
4	ITI UGUPS	-	-	-	-
5	Aradbazar Urdu PS	Good	-	Good	Teacher
6	Badakhuri UGUPS	Good	Good	Satisfactory	Teacher
7	Bapu Nodal UPS	Satisfactory	Satisfactory	Satisfactory	Teacher
8	Patharapura PS	Good	-	Good	Teacher
9	Baghabali UGUPS	Good	Good	Good	Teacher
10	Khuard Nodal UPS	Good	Good	Good	Teacher
11	Palasahi UGUPS	Good	Good	Good	Teacher
12	S.N.Nodal UPS,Gop	Good	Good	Good	Teacher
13	Gobindapur UGUPS	Satisfactory	Satisfactory	Satisfactory	Teacher,news paper,TV
14	Ganipur PS	Satisfactory	-	Good	Teacher
15	Dharampur PS	Satisfactory	-	Satisfactory	Teacher, TV
16	Reheng(B) PS	Satisfactory	-	Satisfactory	Teacher, TV
17	Maharajpur Nodal UPS	Very good	Very good	Satisfactory	Teacher ,TV
18	Suteibadagaon UGUPS	Satisfactory	Good	Satisfactory	Teacher,newspaper,vilagers
19	Sasanbad UGUPS	Satisfactory	Satisfactory	Satisfactory	Teacher,TV,Newspaper
20	Remuna Feeder UGUPS	Very good	Very good	Good	TV,news paper,teacher
21	Palaspur UGUPS	Good	Good	Satisfactory	Teacher ,news paper,TV,radio
22	Mr.Kuchalpatna PS	Satisfactory	-	Satisfactory	Teacher,news paper,TV,radio
23	Candipur Nodal UPS	Good	Good	Good	Teacher
24	Kesharpur PS	Poor	-	Satisfactory	Teacher
25	Balipala UGUPS	Satisfactory	Satisfactory	Good	Teacher
26	Srikonasevashram PS	Poor	-	Average	Teacher
27	Padmapur Nodal UPS	Satisfactory	Satisfactory	Satisfactory	Teacher
28	Khaira UGUPS	Satisfactory	Ssatisfactory	Satisfactory	Teacher
29	Budakhunta UGUPS	Satisfactory	Poor	Good	Teacher
30	Oupada PS	Poor	-	Good	Teacher , TV
31	Dantoor PS	Satisfactory	-	Good	Teacher
32	Chhtrapur Nodal UPS	Good	Good	Satisfactory	Teacher
33	Kunchibania PS	Good	-	Satisfactory	Teacher
34	Sajanagarh PS	Good	-	Satisfactory	Teacher
35	Chandi UPS	-	Good	Satisfactory	Teacher
36	R.K Nodal UPS(Kendukhunta)	Good	Satisfactory	Satisfactory	Teacher
37	Chekamara PS	Good	-	Satisfactory	Teacher
38	Khantapada PS	Satisfactory	-	Satisfactory	Teacher ,Block official
39	Nuapada PS	Satisfactory	-	satisfactory	Teacher
40	Panapana UPS	-	Satisfactory	Satisfactory	Teacher

- *1) No. of schools where community has opined that quantity of MDM at primary level is very poor = 04
 2) No. of schools where community has opined that quantity of MDM at upper primary level is poor = 01
 3) No. of schools where overall impression of community on MDM is average = 01

13. Inspection and Supervision:

Table 13.1: School wise status on inspection and supervision of MDM programme by MDM officials since 1-4-11

Sl. No.	School name	Inspection/supervision done by State level officials		Inspection/supervision done by District level officials		Inspection/supervision done by Block level officials	
		No. of times done	Remarks given	No. of times done	Remarks given	No. of times done	Remarks given
1	Jhadehswar PS	Yes (1)	Good	Yes (2)	Good	Yes (3)	Good
2	Bateshwar Nodal UPS	No	-	Yes (1)	No remark	Yes (1)	No remark
3	Gosalapada PS	No	-	Yes (1)	No remark	Yes (1)	No remark
4	ITI UGUPS	-	-	-	-	-	-
5	Aradbazar Urdu PS	No	-	No	-	No	-
6	Badakhuri UGUPS	No	-	No	-	Yes (3)	No remark
7	Bapu Nodal UPS	No	-	No	-	No	-
8	Patharapura PS	No	-	No	-	Yes (1)	MDM going on
9	Baghabali UGUPS	No	-	Yes (4)	MDM going on	Yes (4)	MDM going on
10	Khuard Nodal UPS	No	-	No	-	Yes (8)	MDM served regularly
11	Palasahi UGUPS	No	-	No	-	No	-
12	S.N.Nodal UPS,Gop	No	-	No	-	No	-
13	Gobindapur UGUPS	No	-	No	-	Yes (12)	Fund available,stock good ,proper storage,no payment for cook,helper
14	Ganipur PS	No	-	No	-	Yes (12)	Stock available, proper storage,menu mentained
15	Dharampur PS	No	-	No	-	Yes (11)	No remark
16	Reheng(B) PS	No	-	Yes (1)	No remark	Yes (2)	No remark
17	Maharajpur Nodal UPS	No	-	Yes (2)	No remark	Yes (2)	No remark
18	Suteibadagaon UGUPS	Yes (1)	No	Yes (1)	No	Yes (7)	Good, rice available
19	Sasanbad UGUPS	No	-	No	-	Yes (12)	Good, proper storing, adequate food for MDM
20	Remuna Feeder UGUPS	No	-	No	-	No	-
21	Palaspur UGUPS	No	-	No	-	Yes (9)	MDM is good
22	Mr.Kuchalpatna PS	No	-	No	-	Yes (8)	MDM is good
23	Candipur Nodal UPS	No	-	No	-	No	-
24	Kesharpur PS	No	-	No	-	No	-
25	Balipala UGUPS	No	-	No	-	No	-
26	Srikonasevashram PS	No	-	No	-	No	-
27	Padmapur Nodal UPS	No	-	Yes (1)	No remark	No	-
28	Khaira UGUPS	No	-	No	-	Yes (5)	No remark
29	Budakhunta UGUPS	No	-	No	-	No	-
30	Oupada PS	No	-	No	-	No	-
31	Dantoor PS	No	-	No	-	No	-
32	Chhtrapur Nodal UPS	No	-	No	-	No	-
33	Kunchibania PS	No	-	No	-	No	-
34	Sajanagarh PS	No	-	No	-	No	-
35	Chandi UPS	No	-	No	-	No	-
36	R.K Nodal UPS(Kendukhunta)	No	-	No	-	No	-
37	Chekamara PS	No	-	No	-	No	-
38	Khantapada PS	No	-	Yes (1)	Low attendance	Yes (2)	No remark
39	Nuapada PS	No	-	Yes (1)	No remark	Yes (1)	No remark
40	Panapana UPS	No	-	No	-	Yes (4)	No remark

* 1) No. of schools inspected/supervised by State level officials since 1-4-11 = 01

2) No. of schools where inspected/supervised by District level officials since 1-4-11 = 10

3) No. of schools where inspected/supervised by Block level officials since 1-4-11 = 20

14. **Impact:**

Table 14.1: Schoolwise opinion of parents, teachers and students on impact of MDM


Sl. No.	School name	MDM has improved the enrollment and attendance of children	MDM has improved the general health of children	MDM has improved the nutritional status of children
1	Jhadehswar PS	Yes	Yes	Yes
2	Bateshwar Nodal UPS	Yes	Yes	Yes
3	Gosalapada PS	Yes	Yes	Yes
4	ITI UGUPS	-	-	-
5	Aradbazar Urdu PS	Yes	Yes	Yes
6	Badakhuri UGUPS	Yes	Yes	Yes
7	Bapu Nodal UPS	Yes	Yes	Yes
8	Patharapura PS	Yes	Yes	Yes
9	Baghabali UGUPS	Yes	Yes	Yes
10	Khuard Nodal UPS	Yes	Yes	Yes
11	Palasahi UGUPS	Yes	Yes	Yes
12	S.N.Nodal UPS,Gop	Yes	Yes	Yes
13	Gobindapur UGUPS	Yes	Yes	Yes
14	Ganipur PS	Yes	Yes	Yes
15	Dharampur PS	Yes	Yes	Yes
16	Reheng(B) PS	Yes	Yes	Can't say
17	Maharajpur Nodal UPS	Yes	Yes	Yes
18	Suteibadagaon UGUPS	Yes	Yes	Yes
19	Sasanbad UGUPS	Yes	Yes	Yes
20	Remuna Feeder UGUPS	Yes	Yes	Yes
21	Palaspur UGUPS	Yes	Yes	Yes
22	Mr.Kuchalpatna PS	Yes	Yes	Yes
23	Candipur Nodal UPS	Yes	Yes	Yes
24	Kesharpur PS	Yes	Yes	Yes
25	Balipala UGUPS	Yes	Yes	Yes
26	Srikonasevashram PS	Yes	Yes	Can't say
27	Padmapur Nodal UPS	Yes	No	No
28	Khaira UGUPS	Yes	Yes	Yes
29	Budakhunta UGUPS	Yes	Yes	Yes
30	Oupada PS	Yes	Yes	Yes
31	Dantoor PS	Yes	Yes	Yes
32	Chhtrapur Nodal UPS	Yes	Yes	Yes
33	Kunchibania PS	Yes	Yes	Yes
34	Sajanagarh PS	Yes	Yes	Can't say
35	Chandi UPS	Yes	Yes	Yes
36	R.K Nodal UPS(Kendukhunta)	Yes	Yes	Yes
37	Chekamara PS	Yes	Yes	Yes
38	Khantapada PS	Yes	Yes	Can't say
39	Nuapada PS	Yes	Yes	No
40	Panapana UPS	Yes	Yes	Yes

*1) No. of schools where parents, teachers and students have opined that MDM has improved students' enrollment and attendance = 39

2) No. of schools where parents, teachers and students have opined that MDM has improved general health of children = 38

3) No. of schools where parents, teachers and students have opined that MDM has improved nutritional status of children = 33

DISTRICT PROJECT OFFICE,
SARVA SHIKSHA ABHIYAN, BALASORE



Letter No.: 840

Date: 23/03/12

From

District Project Co-ordinator
SSA, Balasore

To

All the BRC Coordinators
SSA, Balasore


Sub: **Monitoring of SSA & MDM activities during**

---- regarding


Sir,

In inviting a reference to the subject cited above, I am to inform you that the monitoring team of NKC Centre for Development Studies, Bhubaneswar (Monitoring Institute) shall visit to the selected 40 schools (copy enclosed) for data collection. You are requested to intimate the HM / SMC / MDM provider of the concerned schools to remain present during the date of their visit to school and co-operate in providing necessary data. You are also requested to intimate the matter at all CRC of your Block and do the needful at your end.


Yours faithfully


23.3.12
District Project Coordinator
SSA, Balasore


Memo. No. 841 // Dated 23/03/12 //
Copy submitted to Addl. Director (Planning), OPEPA for favour of kind information


23.3.12
District Project Coordinator
SSA, Balasore


✓ Memo. No. 842 // Dated 23/03/12 //
Copy submitted to the Nodal officer, NKCCDS (Monitoring SSA & MDM), Bhubaneswar for kind information & necessary action.


23.3.12
District Project Coordinator
SSA, Balasore

Memo. No. 843 // Dated 23/03/12 //
Copy submitted to P.A. to Collector, Balasore for favour of kind information of Collector


23.3.12
District Project Coordinator
SSA, Balasore

Memo. No. 844 // Dated 23/03/12 //
Copy to D.I. of schools, Balasore / ----- / ----- / ----- for information & necessary action


23.3.12
District Project Coordinator
SSA, Balasore

40 SAMPLE SCHOOLS FOR MONITORING OF SSA ACTIVITIES & MDM PROGRAMME IN
BALASORE DISTRICT ON 23-3-12 BY NKC CENTRE FOR DEVELOPMENT STUDIES,
BHUBANESWAR (MONITORING INSTITUTE)

Sl no.	Name of School	Name of the Block / ULB	Category	Date of Visit	Remark
1.	Jhadeshwar PS	Balasore MPL	Civil	26-03-12	
2.	Bateshwar Nodal UPS	Balasore MPL	CAL	27-03-12	
3.	Gosalapada PS	Balasore MPL		28-03-12	ST
4.	ITI UGUPS	Balasore MPL		29-03-12	
5.	Aradbazar Urdu PS	Balasore MPL		30-03-12	Minority
6.	Badakhuri UGUPS	SoroNAC	CAL	31-03-12	
7.	Bapu Nodal UPS	Soro NAC		02-04-12	
8.	Patharapura PS	Jaleswar NAC		26-03-12	Minority
9.	Baghabali UGUPS	Jaleswar Block	NPEGEL	27-03-12	Minority
10.	Khuard Nodal UPS	Jaleswar Block	KGBV	28-03-12	
11.	Palasahi UGUPS	Jaleswar Block	NRSTC	29-03-12	
12.	S.N.Nodal UPS,Gop	Jaleswar Block	CWSN	30-03-12	
13.	Gobindapur UGUPS	Remuna Block	CWSN	31-03-12	Minority
14.	Ganipur PS	Remuna Block		02-04-12	
15.	Dharampur PS	Remuna Block		03-04-12	ST
16.	Reheng(B) PS	Remuna Block		26-03-12	SC
17.	Maharajpur Nodal UPS	Remuna Block	CAL	27-03-12	
18.	Suteibadagaon UGUPS	Remuna Block	CIVIL	26-03-12	
19.	Sasanbad UGUPS	Remuna Block		27-03-12	
20.	Remuna Feeder UGUPS	Remuna Block		28-03-12	
21.	Palaspur UGUPS	Balasore sadar		29-03-12	
22.	Mr.Kuchalpatna PS	Balasore Sadar		30-03-12	SC
23.	Chandipur Nodal UPS	Balasore Sadar		31-03-12	SC
24.	Kesharpur PS	Balasore Sadar		02-04-12	SC
25.	Balipala UGUPS	Balasore Sadar		03-04-12	
26.	Srikonasevashram PS	Balasore Sadar		26-03-12	ST
27.	Padmapur Nodal UPS	Balasore Sadar	CWSN	27-03-12	
28.	Khaira UGUPS	Oupada Block	KGBV	28-03-12	
29.	Budakhunta UGUPS	Oupada Block		29-03-12	
30.	Oupada PS	Oupada Block		30-03-12	
31.	Dantoor PS	Oupada Block		31-03-12	
32.	Chhatrapur Nodal UPS	Nilagiri Block	KGBV	02-04-12	
33.	Kunchibania PS	Nilagiri Block	NRSTC	03-04-12	
34.	Sajanagarh PS	Nilagiri Block		28-03-12	
35.	Chandi UPS	Nilagiri Block		29-03-12	
36.	R.K Nodal UPS(Kendukhunta)	Nilagiri Block	NPEGL	30-03-12	
37.	Chekamara PS	Nilagiri Block	NRSTC	31-03-12	
38.	Khantapada PS	Bahanaga Block		03-04-12	
39.	Nuapada PS	Bahanaga Block		02-04-12	
40.	Panapana UPS	Bahanaga Block		03-04-12	

RSTC had not been proposed in 2011-12

Nodal Officer, NCPS
(Monitoring SSA & MDM Programme)

[Signature]
23/3/12

[Signature]
23-3-12
District Project Coordinator
SSA, Balasore

BHADRAK DISTRICT

Introduction:

Bhadrak District is located in the northern region of ODISHA State. It has **2043** number of schools covered under SSA as per the DISE, 2009. The District office concerned with MDM scheme is located at Bhadrak town. In order to implement MDM activities, District as well as Block level officials have been engaged. Besides, the teachers, SMC members and PRI members are also allowed to supervise the MDM scheme at school level. As per the MDM guidelines, rice is provided to the SHG/SMC who prepares and provides MDM purchasing dal, egg, mealmakers, vegetables and fuel. Each school is to get the cooking cost in advance every month and produce the expenditure statement along with vouchers to the Block office every month for release of the expenditure amount.

Procedure and criteria adopted for selection of sample schools:

As per the MoU and ToR, 40 schools have been identified in discussion with the DPO staffs of Sarva Shiksha Abhiyan of the District on 23-03-12 for monitoring of MDM activities at school level. The guidelines mentioned in the ToR have been followed for school selection. The 40 schools include 8 urban schools and 32 rural schools. The school wise details of criteria basing upon which the sample schools have been identified have been reflected in the DPO's **letter no. 1384, dtd. 23.03.2012** placed at page **150**. Out of the 40 sample schools, 16 are primary schools (PS) and the rest upper primary schools (UPS). Each of the 40 sample schools has been visited by 01 of the members of the monitoring team who has spent 01 full day at the school to collect the MDM related data as per the format prescribed by the MHRD, GoI. The Nodal Officer has also visited one-third of the 40 sample schools as per the ToR. The data have been obtained by interacting with children, teachers, cook, helper, SHG/SMC/NGO providing MDM at school point and by observing the process of MDM preparation, storage and distribution. The data then have been cross-checked, cleaned and tabulated for analysis in respect of different aspects of the MDM scheme.

Mid-Day Meal Scheme:

(i)	Name of the Monitoring Institution	NCDS
(ii)	Period of the report	01-10-11 to 31-03-12
(iii)	Name of the District	BHADRAK
(iv)	Date of visit to the Districts/Schools	09-04-12 to 18-04-12

<u>REGULARITY IN SERVING MEAL:</u> Whether the school is serving hot cooked meal daily? If there was interruption, what was the extent and reasons for the same?	Students, Teachers & Parents
<p>The MI has visited 40 schools and has found that hot cooked meal is served in every school. In 05 of these schools since 1-9-11 provision of MDM has been stopped for some days (for school wise details, see Table 1.1 at page 132). The reasons for interruption of MDM provision are: (1) lack of rice, (2) shortage of cooking cost, (3) dispute between NGO and SMC to provide MDM, (4) illness of helper and (5) festival (For school wise details, see Table 1.1). The findings reveal that rice is regularly supplied to the schools for which no school except 01 (Hasinpur PS) has stopped MDM on the ground of lack of rice. At Hasinpur PS, the MDM provision has been stopped only for 01 day (21-2-12) and then regularly served. Thus rice availability at school point is not a problem.</p> <p>Further, only 01 school (Mathasahi NUPS) had stopped serving MDM for shortage of fund since 01-12-11. On the visit day of the MI (12-4-12) MDM was also not served for this reason. No supervising staff DNO or BNO of MDM had visited the school and noticed the MDM the MDM interruption and had taken steps for the release of the cooking cost in advance to ensure regular provision of MDM.</p> <p>In Bhadrak District, a few NGOs have been permitted to provide MDM. One among them is Damodar Jew Sevayatah. The Nodal officer had monitored the process of MDM storing, cooking and serving done by the NGO and noticed that –</p> <ol style="list-style-type: none"> 1) The place of storing and cooking MDM is unhygienic. 2) The process of transporting is timely and clean. Containers are cleaned everyday before taking MDM. 3) The NGO does not cook as per the student’s attendance because it is cooking at a centralized kitchen and starting to cook at 5 AM for providing MDM at school point during 8 to 9 AM as the school session is from 6.30 AM to 10.30 AM. 	<p>1.</p>

- 4) The NGO claims to have cooked for all the enrolled children in its MDM register although in the schools, where it provides MDM, cent per cent attendance is never achieved throughout the year.
- 5) At school, the NGO supplies MDM items everyday without measuring the items as per the student's attendance. As a result at times in some schools, some amount of MDM remains surplus after consumption of the children and it is taken away by the Cook and Helper. The Nodal Officer during his visit along with the NGO Secretary to Gabasahi Adibasi Colony PS on 17-4-12 had also noticed it.

As against 65 enrolled children, 43 had come to the school. The NGO provided MDM to the schools without any measurement as per the student's attendance. Hence MDM for about 20 students remained unutilized. The Cook asked the NGO Secretary what to do with the surplus MDM and the latter replied her to take away to her basti and distribute. In the event, the NGO is not a loser since it claims in its MDM register and Monthly progress Register to have provided MDM for all the enrolled children. In the end, the Government and the children loose. This needs an investigation by the appropriate authority. The policy of MDM management and supply by NGO be annulled. The MDM norm also indicates that responsibility of MDM management and supply be given to NGOs only that to where there is no kitchen facility to cook the MDM. In no rural school and no urban school where kitchen-cum-store exists, this responsibility be given to the NGOs. This norm has been violated by the District authority in Bhadrak District and needs immediate correction to honour the MDM norms.

- 6) The NGO never keep the original / copy of MDM register at school point for verification by any supervising staff.

TRENDS:

Extent of variation (As per school records vis-à-vis Actual on the day of visit)

No.	Details	On the day of visit
i.	Enrollment	6700
ii.	No. of children opted for MDM	6700
iii.	No. of children attending the school on the day of visit	4046
iv.	No. of children availing MDM as per MDM Register	
v.	No. of children actually availing MDM on the day of visit	3968

School level registers, MDM Registers Head Teachers, Schools level MDM functionaries / Observation of the monitoring team.

2.

Many children do not get MDM because they do not come to schools. In some schools, some children who have come to schools also do not take MDM. They go to home to take home made food. In the 40 sample schools, 6700 children have been enrolled and for all 6700 children rice is supplied. On the day of MI's visit, 4046 children (60.39%) have attended the school, but 3968(59.22%) children have actually taken MDM (For school wise details, see Table 2.1 at page 133). The main reasons for which children do not come to school need to be explored. The DPO should physically verify the actually enrolled children. Some of the enrolled children have been found, from the Students Attendance Register, to be either long absentees or not coming to school at all since 1-4-11. These may include fake-enrolled or children enrolled in more than one school. A detailed examination of the actually enrolled children, cluster or block-wise, may reduce the percentage of enrolled children not taking MDM because they do not come to school. On the day of MI's visit to the 40 sample schools, 4046 had attended and 3968 children from them had taken MDM. Schoolwise data as shown in Table 2.1 at page 133.reveal 04 categories of situation as mentioned below:-

- I) In 28 schools all children who had attended had taken MDM.
- II) In 09 schools some children who had attended had not consumed MDM.
- III) In Mathasahi NUPS, 112 children could not eat MDM because MDM was not cooked owing to shortage of cooking cost.

IV) In 02 schools, more number of children had consumed MDM. At N.C. High School, 292 Upper Primary children (up to class VIII) had attended the school on the day of MI's visit, but 323 children had eaten. On observation, it was found that 31 children belonging to class IX and X had also consumed MDM. The SHG and the teachers had not taken corrective measure to check it. Further, at Bhadrak Urdu PS, 114 children had come to school but 168 children had eaten MDM. This happened because at the recess time, 54 children came from home just to take the MDM to home.

This happens everyday as reported by the teachers. This has occurred because of 02 reasons- (i) the school gate is not kept closed during MDM feeding time, (ii) the SHG is cooking excess MDM than what is required as per the students' attendance. On the day of MI's visit, although 114 primary children had attended the school, the SHG managing the MDM had cooked 30 kg. of rice, i.e. for 300 primary children. The surplus MDM was taken away by the Cook.

No MDM official had ever visited these schools and tried to stop such occurrences since 01-04-11. Thus MDM management in Bhadrak District is not properly supervised and hence needs immediate corrective measures.

	<p>At N.C. Feeder PS, the MDM register was not at all maintained by the SHG providing MDM to children. In turn, for each day MDM expenditure statement had been prepared. On the day of MI's visit on 09-04-12, the SHG had given us an MDM Expenditure Report showing utilization of 23.5 kg. of rice for 235 enrolled children but actually MDM was cooked for 132 attended children using 13.2 kg. of rice.</p>		
<p>3.</p>	<p><u>REGULARITY IN DELIVERING FOOD GRAINS TO SCHOOL LEVEL:</u> (iv) Is school receiving food grain regularly? If there is delay in delivering food grains, what is the extent of delay and reasons for the same?</p>	<p>School level registers, MDM Registers, Head Teacher, School level MDM functionaries.</p>	
	<p>Out of the 40 sample schools, 33 schools have received rice regularly since 1-4-11. In 07 schools, rice has been received in 15 days to 08 months delay (For school wise details, see Table 3.1 at page 134). Dal, vegetable, mealmaker and eggs are procured from local markets. The delay in supply of rice has been made due to official reasons which need to be further explored.</p>		
	<p>(v) Is buffer stock of one-month's requirement is maintained?</p>	<p>School level registers, MDM Registers, Head Teacher, School level MDM functionaries</p>	
	<p>There is a buffer stock of one month's requirement of rice in 36 out of the 40 sample schools (For school wise details see, Table 3.1). The MDM officials have adopted no mechanism to monitor the quantum of availability of buffer stock of rice.</p>		
	<p>(iii) Is the quantity of food grains supplied as per the marked / indicated weight?</p>		
	<p>In 31 out of 40 schools, rice has been supplied less than the marked weight of the bag (i.e. 50kg). Rice has been received less up to 02 to 10 kg. per 50 kg. bag, the schools claim (for schoolwise details see Table 3.1) The Block/ District Officers have not taken appropriate measures to address this problem. At N.C Feeder PS, the Nodal Officer during his visit had measured a few 50 kg. rice bags using a digital weighing machine and had noticed that each 50 kg. bag had contained 3 to 5 kg. of rice less.</p>		
	<p>(iv) Is the food grains delivered at the school?</p>	<p>School level registers, MDM Registers, Head Teacher, School level MDM functionaries</p>	
	<p>Rice is delivered at schools in 33 out of 40 sample schools. In 06 schools, rice is delivered at SHG house and for 01 school, rice is delivered at NGO's office. (For school wise details, see Table 3.1).</p>		
	<p>(v) Is the quality of food grain good?</p>		
<p>In 33 out of 40 sample schools, the rice received has been of good quality. In 03 schools, stones have been found in rice whereas in 04 schools, the rice has a bad/rotten smell. (For school wise details, see Table 3.2 at page 135).</p>			

	<p><u>REGULARITY IN DELIVERING COOKING COST TO SCHOOL LEVEL:</u></p> <p>10. Is school receiving cooking cost in advance regularly? If there is delay in delivering cooking cost what is the extent of delay and reasons for it?</p>	<p>School level registers, MDM Registers, Head Teacher, School level MDM functionaries.</p>
4.	<p>None of the 40 sample schools has received the cooking cost in advance regularly. The extent of delay of receiving cooking cost has ranged from 1 to 4 months. The main reasons of such delay have been: (1) delay by Block office to release the cooking cost, (2) delay in the submission of vouchers and expenditure statement by SMC/SHG to Block office and (3) revolving fund not fully utilized (See Table 4.1 at page 136 for school-wise details.) The strategy of releasing cooking advance needs improvement. The fuel price payment is not sufficient in case of PS having less than 100 student strength. Same is the case with purchase of eggs.</p>	
	<p>11. In case of delay, how schools manage to ensure that there is no disruption in the feeding programme?</p>	<p>School level registers, MDM Registers, Head Teacher, School level MDM functionaries.</p>
	<p>In case of delay, the SHGs have utilized their own fund; the HMs have utilized their own fund; and the SMC President has utilized his own fund (For school wise details, see Table 4.1 at page 136).</p>	
	<p>12. Is cooking cost paid by Cash or through banking channel?</p>	<p>School level registers, MDM Registers, Head Teacher, School level MDM functionaries.</p>
	<p>The cooking cost has been received only through bank by e-transfer (for school wise details, see Table 4.1).</p>	
5.	<p><u>SOCIAL EQUITY:</u> Did you observe any gender or caste or community discrimination in cooking or serving or seating arrangements?</p>	<p>Observations</p>
	<p>In none of the sample 40 schools, the MI has noticed any discrimination in cooking, serving and sitting arrangement for MDM basing upon gender, caste or community (For school wise details, see Table 5.1 at page 138).</p>	
6.	<p><u>VARIETY OF MENU:</u> 13. Has the school displayed its weekly menu, and is it able to adhere to the menu displayed?</p>	<p>Observations and discussion with children teachers, parents, VEC members, Gram Panchayat members and cooks.</p>
	<p>34 out of the 40 sample schools have displayed their weekly menu at a visible place. This menu has been prepared by the State Government. However, 37 out of the 40 sample schools the MDM is prepared everyday as per the weekly menu (for school wise details, see Table 6.1 at page 139) In Mathasahi NUPS, MDM has not been served since 01-12-11 due</p>	

	to lack of cooking cost. In Popsing PS, an NGO is supplying MDM but not as per the weekly menu. Egg is not provided by the NGO. In Nangamahala Urdu Girls' PS, MDM is also not provided as per the weekly menu. The SMC provides MDM and providing Rice and Dalma everyday. On Saturday and Wednesday boiled egg is served along with Rice & Dalma. No MDM authority has instructed them to do so and also no MDM authority has so far prevented them to do so.	
	14. Is there variety in the food served or is the same food served daily?	Observations and discussion with children teachers, parents, VEC members, Gram Panchayat members and cooks.
	In 37 of the 40 sample schools different food items are provided to children daily. The food items have been decided by the State Government keeping in view the nutritional requirement of the children.	
	15. Does the daily menu include rice / wheat preparation, dal and vegetables?	Observations and discussion with children teachers, parents, VEC members, Gram Panchayat members and cooks.
	In 37 out of the 40 sample schools, the daily menu includes rice and vegetables every day. Dal is part of daily menu in all schools 02 days every week. Wheat is not given at all (For school wise details, see Table 6.1).	
7.	<u>QUALITY & QUANTITY OF MEAL:</u> Feedback from children on	Observations of Investigation during MDM service
	16. Quality of meal:	
	In 36 out of 40 sample schools, children have appreciated the quality of rice and in 34 schools, children have appreciated the quality of curry and dal (For school wise details, see Table 7.1 at page 140).	
	17. Quantity of meal:	Observations of Investigation during MDM service
	In 37 out of the 40 sample schools, children have appreciated the quantity of rice and in 36 schools, they have appreciated the quantity of dal and curry served to them (For school wise details, see Table 7.1)	
c) {If children were not happy Please give reasons and suggestions to improve.}	Observations of Investigation during MDM service	
The children of Ganijang NUPS had expressed unhappiness because egg was not provided. The students of Talapada NUPS, Popsing PS and Lenkasahi PS have disliked the taste of MDM. The muslim children of Kamalpur Urdu PUPS have not appreciated to eat Dalma and Soyabin curry. The children of Pahimahura NUPS and Lenkasahi PS have said that less quantity of curry is given.		
8.	<u>SUPPLEMENTARY:</u> 18. Is there school Health Card maintained for each child?	Teachers, Students, School Record

	<p>In 29 out of the 40 sample schools, health card has been kept for the children (For school wise details, see Table 8.1 at page 141). However, the health cards of children in 16 schools contain health related information. The health cards in 13 schools either have only the name of child or the height and weight in addition to the name.</p>	
	<p>(ii) No. of times health check up of children done since 1-4-2011.</p>	
	<p>Health check up of children has been done in 28 schools since 1-4-2011 and it has been done only 01 to 03 times in these schools (for school wise details, see Table 8.1). Thus regular health check up has not been done, The schools having minority children and even located at district headquarters have no health check up activity.</p>	
	<p>(iii) Whether children are given micronutrients (Iron, folic acid, vitamin – A dosage) and de-worming medicine periodically?</p>	<p>Teachers, Students, School Record</p>
	<p>In none of the 40 sample schools, iron tablets, have been given periodically (for school wise details, see Table 8.1 at page 141). In 01 school, the Vit-A tablets and in two schools the de-worming medicines have been given periodically, since 1-4-11.</p>	
	<p>(iv) Who administers these medicines and at what frequency?</p>	<p>Teachers, Students, School Record</p>
	<p>The medicines have been provided by the State Government.</p>	
	<p>(v) No. of times these medicines have been given since 1-4-2011.</p>	
	<p>The medicines have been given 01 to 03 times in some schools.</p>	
9.	<p><u>STATUS OF COOKS:</u></p> <p>19. Who cooks and serves the meal? (Cook/helper appointed by the Department or Self Help Group, or NGO or Contractor)</p>	<p>Observations and discussion with children teachers, parents, VEC members, Gram Panchayat members and cooks.</p>
	<p>Out of the 40 sample schools, Cook and Helper have been engaged by SHG in 20 schools and in the rest 20 schools by SMC (For school wise details, see Table 9.1 at page 142).</p>	
	<p>(ii) Is the number of Cooks and Helpers engaged as per Govt. of India norms?</p>	<p>Observations and discussion with children teachers, parents, VEC members, Gram Panchayat members and cooks.</p>
	<p>16 out of the 40 sample schools have Cooks and Helpers as per the Govt. of India norms. In the rest of the 24 schools, less number of Cooks and Helpers are engaged. The GoI norms has not been adopted in the State to engage Cook and Helper.(For school wise details, see Table 9.1).</p>	
	<p>(iii)What is remuneration paid to cooks/helpers?</p>	<p>Observations and discussion with children teachers, parents, VEC members, Gram Panchayat members and cooks.</p>

	<p>The Cook is paid Rs.600/- per month and the Helper is paid Rs.400/- per month in all sample schools. (For school wise details, see Table 9.1). As per the State Govt's commitment in the 2011 PAB meeting, the Cook/Helper is to get Rs. 1000/- per month but this has not been implemented so far. Recently, the State has declared to pay the Cook/Helper Rs. 1000/- per month.</p>	
	<p>(iv) Are the remuneration paid to cooks/helpers regularly?</p>	<p>Observations and discussion with children teachers, parents, VEC members, Gram Panchayat members and cooks.</p>
	<p>In none of the 40 sample schools the Cook and Helper have got their remuneration regularly. The District has not been able to pay to Cook and Helper since 1-4-11 their remuneration in 05 schools. In 28 schools the Cook and Helper have got remuneration but for which months is not known to them. They have not got any letter from the authority. The remuneration is deposited directly in their bank account and the months are not reflected in their passbooks hence they are not happy.</p>	
	<p>(v) Social Composition of cooks /helpers? (SC/ST/OBE/Minority)</p>	<p>Observations and discussion with children teachers, parents, VEC members, Gram Panchayat members and cooks.</p>
	<p>In 38 out of the sample 40 schools, the Cook belongs to SC/ ST/ OBC/ minority community. In 38 schools, the Helper belongs to SC/ST/OBC/minority community (For school wise details, see Table 9.1). Thus employment facility is given to the backward communities on priority.</p>	
<p>10.</p>	<p><u>INFRASTRUCTURE:</u> 1) Is a pucca kitchen shed-cum-store: <p>(p) Constructed and in use (q) Constructed but not in use under (r) Under construction (s) Sanctioned, but constructed not started (t) Not sanctioned</p> Any other (specify)</p>	<p>School records, discussion with head teacher, teacher, VEC, Gram Panchayat members.</p>
	<p>Out of the 40 sample schools, pucca kitchen shed is not sanctioned for 11 schools. In 03 schools, the pucca kitchen shed-cum-store that has been constructed is in use for both cooking and storing. In 15 schools, it is constructed but is not used for cooking and in 12 schools it is constructed but not in use for storing. In 07 schools, it is under construction whereas in 01 school it is sanctioned but the construction work has not started (For school wise details, see Table 10.1 at page 143). Thus most of, the pucca kitchen-cum-store constructed with MDM grant of Rs 60,000/- is not used for cooking or storing or for both.</p>	
	<p>2. Construction grant received under which scheme?</p>	
	<p>All the schools who have got the sanction for constructing the kitchen-cum-store have got it under the SSA Programme or MDM scheme (For school wise details, see Table 10.1).</p>	

	3. Reason for not using the constructed kitchen-cum-store for cooking and storing	
	The constructed kitchen-cum-store is not used for cooking because of no ventilation facility (06 schools), space shortage (06 schools), no provision of hearth (02) schools), or kitchen used as office of Deputy DI of schools (01 school). Further, the same is not used for storing because of space shortage (08 schools), using as office or other reasons (03 schools) (For school wise details, see Table 10.1).	
11.	In case the pucca kitchen shed is not available, where is the food being cooked and where are the food grains/other ingredients being stored.	Discussion with head teacher, teacher, VEC, Gram Panchayat members, Observation
	<p>There are 33 out of the 40 sample schools where a pucca kitchen is not used for cooking MDM. Out of these, in 07 schools, MDM is cooked in open place. In 03 schools, it is cooked on school verandah. In 09 schools, it is cooked in a thatched house whereas in 13 schools, it is cooked in an asbestos / tin / tile roofed house.</p> <p>There are only 08 schools where MDM is stored in the pucca kitchen-cum-store constructed for MDM purpose. In 01 school, MDM is not served at all. From the rest 31 schools, in 23 schools food grains are stored in HM's room / classroom / store room of school/ unused room of school/MCS room/CRC room/ temple's meeting room. (For school wise details, see Table 10.2 at page 144). In 08 schools, food grains are stored at SHG/NGO house.</p>	
12.	Whether potable water is available for cooking and drinking purpose?	Discussion with head teacher, teacher, VEC, Gram Panchayat members, Observation
	In 37 out of the 40 sample schools, potable water is available for cooking and drinking purpose (For school wise details, see Table 10.2).	
13.	Whether utensils used for king food are adequate?	Teachers/Organizer of MDM Programme
	In only 10 out of 40 sample schools, adequate utensils are available for cooking MDM (For school wise details, see Table 10.2)	
14.	What is the kind of fuel used? (Gas based/firewood etc.)	Observation
	In 39 schools, firewood is used as fuel. In 01 school, gas is also used as fuel (For school wise details, see Table 10.2). In 01 school, MDM is not served.	
15.	<u>SAFETY & HYGIENE:</u>	
	i. General Impression of the environment, Safety and hygiene:	Observation
	In 36 out of 40 sample schools, clean and safe environment exists (For school wise details, see Table 11.1 at page 145). Every day the school campus and classrooms are cleaned by the students.	
	ii. Are children encouraged to wash hands before and after eating	observation

	<p>In 29 out of 40 sample schools, children are encouraged by the teachers to wash hands using soap and water both before and after eating MDM. (For school wise details, see Table 11.1).</p>	
	<p>iii. Do the children partake meals in an orderly manner?</p>	<p>observation</p>
	<p>In 33 out of the 40 sample schools children are seen to partake MDM in an orderly manner (Table 11.1).</p>	
	<p>iv. Conservation of water?</p>	<p>Observation</p>
	<p>In 33 out of the 40 sample schools, children are found to conserve water while washing hands and utensils (For school wise details, see Table 11.1).</p>	
	<p>Is the cooking process and storage of fuel safe, not posing any fire hazard?</p>	<p>observation</p>
	<p>In 38 out of the sample schools, cooking and storage places are found to be safe from any fire hazard (Table 11.1). In 01 school, MDM is not served at all.</p>	
16.	<p><u>COMMUNITY PARTICIPATION:</u> 1) Extent of participation by Parents/ VECs /Panchayats /Urban bodies in daily supervision, monitoring, participation</p>	<p>Discussion with head teacher, teacher, VEC, Gram Panchayat members</p>
	<p>In 38 schools parents supervise and monitor the MDM. In 39 out of the 40 sample schools SMC and in 31 schools PRI/ULB supervise and monitor MDM (For school wise details, see Table 12.1 at page 146). In some schools, they supervise every day whereas in other schools, they supervise occasionally.</p>	
	<p>2) Any roster maintained by community for supervision of MDM?</p>	
	<p>Roster is not maintained in all 40 sample schools (Table 12.1).</p>	
	<p>3) (a) opinion of community on quantity of MDM per child at primary level</p>	
	<p>In 07 out of 40 sample schools, the community has opined that the quantity of MDM per child at primary level is poor (For school wise details, see Table 12.2 at page 147).</p>	
	<p>(b) Opinion of community on quantity of MDM per child at upper primary level.</p>	
	<p>In none of the 40 sample schools, the community has opined that the quantity of MDM per child at upper primary level is poor (For school wise details, see Table 12.2 at page 147).</p>	
	<p>(c) Overall impression of MDM programme.</p>	
	<p>In 02 of the 40 schools, the overall impression of community on MDM is average (Table 12.2).</p>	
<p>(d) From where do you know about MDM.</p>		
<p>The community has known about MDM from various sources like TV, Block Official, NGO, newspaper, teacher and AWW (For school wise details, see Table 12.2).</p>		

17.	<p><u>INSPECTION & SUPERVISION</u></p> <p>Has the mid day meal programme been inspected by any state/district/block level officers/officials?</p>	<p>School records, discussion with head teacher, teachers, VEC, Gram Panchayat members</p>
18.	<p><u>IMPACT</u></p> <p>Has the mid day meal improved the enrollment, attendance of children in school, general well being (nutritional status) of children? Is there any other incidental benefits due to serving cooked meal in schools.</p>	<p>School records, discussion with head teacher, teachers, students, VEC, Gram Panchayat members.</p>
19.	<p><u>OTHER OBSERVATION</u></p>	
	<p>i. In a majority of schools, the children take MDM sitting on school verandah. In some schools the verandah is very narrow for which the children face difficulty in taking MDM. In Miramahala Urdu PS, there is no verandah or dining hall for eating MDM. The children sit on open space and take MDM. In the absence of dinning space, the children of Gujidarada Girls' PS take MDM inside the classroom.</p> <p>ii. At Nangamahala Urdu PS, the Nodal Officer had observed during his visit that the SMC had allowed some children to take their MDM to home.</p> <p>iii. Children at Nangamahala Urdu PS do not wash their hands at all before taking MDM.</p> <p>iv. At Karanji Gunupur PUPS, the Nodal Officer had noticed during his visit on 16.04.12 that two 50 Kg. bags of rice had contained insects and were kept separately. The school had not returned them back to the Block Officer.</p>	

Major Issues:

1. Issue of non-provision of MDM on working days.

- Limited only to 05 (12.5%) out of 40 sample schools.
- Reasons are rice shortage, cooking cost shortage, illness of Helper etc.

2. Issue of large number (40%) of the enrolled children not coming to school and hence unable to take MDM.

- Some children are either long absentees or have not at all come to school since 1-4-11.
- The reason may be fake enrollment or enrollment in more than one school.
- Some children did not come because Annual Examination was over.

3. Issue of not releasing cooking cost in advance regularly

- No school has got the cooking cost in advance in regularly every month.
- The reasons are: (1) delayed or no submission of vouchers and expenditure statement by SHG/SMC to the Block office, and (2) delay by the Block Officers to release the cooking cost in advance every month.

4. Issue of engaging Head Teachers in managing MDM

The Head Teachers in some schools are compelled under the following circumstances to procure and manage MDM.

- SMC members take plea that they do not have time to manage MDM but urge that children should get MDM everyday and request the Head Teachers to manage MDM.
- In the event of delay in payment of advance cooking cost, some SHGs are not willing to manage MDM utilizing their own fund.

5. Less and irregular payment of remuneration to Cook and Helper.

- Cooks and Helpers of all schools are paid much less than the Government of India norm and are not regularly paid every month.

6. Issue of no health check up and no provision of Vit A, iron tablets and de-worming tablets.

- Health check up has been done in a very limited schools. Vit. A, iron tablets and de-worming tablets are not given to the needy children regularly.

7. Issue of no use of pucca kitchen shed-cum-store.

- There are 21 schools where pucca kitchen shed-cum-store has been constructed under the SSA/ MDM scheme but in 15 of them, it is not used for cooking and in 12 of them, it is not used for storing purposes. The reasons are varied from school to school but the main three of them are space shortage, fear of theft and smoke problem.

8. Issue of inadequate availability of cooking utensils.

- Three-fourth of the sample schools face difficulty in cooking and serving MDM due to inadequate availability of cooking utensils.

9. Issue of lack of supervision and monitoring of MDM

- The management of MDM is not properly monitored and supervised by the concerned officers at all levels and this has yielded gross mismanagement of MDM. Food grains are supplied less than the weighted amount. Food grains are not timely supplied. MDM is cooked for children who do not eat it. The constructed pucca kitchen shed-cum-store is not utilized for cooking and storing. Cook and Helper do not receive their remuneration regularly every month. Cooking cost advance is not released to school regularly every month.

10. Issue of lack of proper weighing system for measuring the weight of food grains and vegetables and the weight of children.

- In none of the 40 sample schools, weight of children is measured to know their nutritional status. Similarly, the weight of food grains and vegetables is not accurately measured. It is roughly assessed.

11. Issue of mismanagement of MDM by NGOs.

- NGO claims utilization of food grains as per the enrollment and not as per the students' attendance.
- NGO provides MDM to rural schools and to urban schools that have kitchen.
- NGO never keeps the MDM register at school.

12. Issue of excess consumption of MDM.

- At N.C. High School, MDM is also served to Class IX and X children.
- At Bhadrak Urdu PS, MDM is also given to those children who come in recess just to take MDM to their home.

Suggestions:

1. Rice stock availability at school be recorded every month and accordingly the required amount of rice be supplied with only 01 month of buffer stock.
2. Physical verification of the enrolled children at every school be made and the cases of fake/multiple enrollment be identified and quashed out.
3. Eating utensils be made available at each school. MDM food items be made more tasty with provision of more quantum of dal and vegetables per child per day. School gate may be closed during recess hours and children be motivated to eat MDM together with other children. Neat and clean dinning space be provided so that the children will like to eat in a safe place throughout the year. Each school be provided with a pucca dinning hall having vitrified tiled floor, sitting space as per enrollment strength, safe drinking water facility and facility for washing utensils and hands with soap and water.
4. Each school be instructed to identify, at morning prayer class every day, the children who would opt for taking MDM and MDM be cooked only for them.
5. The Head Teachers, SHGs and SMCs may be given onsite support relating to timely submission of vouchers and expenditure statement to the Block Office. Adequate supporting staff may be provided to facilitate the Block office in releasing the advance cooking cost regularly by the 1st week of every month.
6. No Head Teacher/ teacher be made accountable for any kind of discrepancy or stoppage in the management or procurement of MDM.
7. The roles of SMC, SHG and teachers relating to MDM management be displayed in flex board in a visible place in school for generating awareness as well as transparency of MDM rules.
8. Each Cook/ Helper be posted as Cook-cum-Helper and be paid Rs.1000/- per month as remuneration. The Govt. of India norm relating to posting of the number of Cook-cum-Helper as per the student strength of school be adopted soon.
9. The State should take steps to cover all elementary schools under the NRHM scheme for regular health check up and provision of vit. A, iron and de-worming tablets to children.

10. For each kitchen shed-cum-store, a chimney may be constructed for release of smoke. Shelves may be prepared for storage of food grains and fire wood inside the kitchen shed-cum-store using the maintenance grant. In case of schools having more than 100 children, additional grant may be given for construction of 01/ 02 more pucca kitchen shed-cum-stores depending upon the enrollment strength of the school.
11. Schools having inadequate cooking utensils may be given some grant to procure the required cooking utensils.
12. The supervision and monitoring system needs to be strengthened with documentation of feedback data received by the supervisory and monitoring officers in prescribed formats.
13. Each school may be provided with a digital weighing machine for utilizing it to weigh the food grains/vegetables to be used for cooking and also to take weight measurement of the children to assess their nutritional status.
14. Each school may be given a separate grant to purchase steel-made storage bins to keep the food grains in safe custody. This may be released depending upon the enrollment strength of school.
15. Each school may be given a separate grant for purchasing eating utensils like steel-made tray and glass for the students as per the enrollment strength of school.
16. The GoI policy of not allowing the NGOs to provide MDM to rural schools and to urban schools having own kitchen be strictly followed.
17. The NGOs be paid the cost of MDM as per the number of children actually consuming the MDM.
18. CRCCs may be engaged as Cluster Level Nodal Officer for MDM to supervise and monitor the management of MDM at school level regularly and report.
19. The District Nodal Officer for MDM is to ensure that MDM is not seved to class IX and X children as in the case of N.C. High School and also to children who had not attended the school as in case of Bhadrak Urdu PS.

BHADRAK DISTRICT

1. Regularity in Serving Meal:

Table 1.1: Schoolwise status on regularity in serving meal since 1-9-11

Sl. No.	School name	Hot cooked meal served daily	If no, what is served?	Period of school days (total no.) when meal was not served	Reasons for not serving hot cooked meal
1	Hasinpur PS	Yes	-	21-2-2012 (1 day)	Lack of rice
2	Ganijang Nodal UPS	Yes	-	Nil	-
3	Khageswara M.E.S	Yes	-	Nil	-
4	Palasa PS	Yes	-	Nil	-
5	Alamanga PUPS	Yes	-	No register maintained	-
6	Tillo PS	Yes	-	Nil	-
7	Durgapur PS	Yes	-	Nil	-
8	B.B. Das Nodal UPS	Yes	-	Nil	-
9	Bhagibindha Nodal UPS	Yes	-	Register not available	-
10	Karanji Gunupur Project UP	Yes	-	Nil	-
11	Jalamanua Nodal UPS	Yes	-	Nil	-
12	Padi Narayanpur PS	Yes	-	Nil	-
13	Karanji PS	Yes	-	Nil	-
14	Rajendrapur Project UPS	Yes	-	Nil	-
15	Pahimahura Nodal UPS	Yes	-	Register not available	-
16	Sibabindha PS	Yes	-	Nil	-
17	Dhamnagar Urdu PS	Yes	-	Nil	-
18	Dhamnagar Feeder PS	Yes	-	Nil	-
19	Bhagabanpur Nodal UPS	Yes	-	Nil	-
20	Chilapadi Project PS	Yes	-	Nil	-
21	Dobal UPS	Yes	-	Nil	-
22	Sapatatia Project PS	Yes	-	Nil	-
23	Raghunathpur Project PS	Yes	-	Nil	-
24	Talapada Nodal UPS	Yes	-	Nil	-
25	N.C. Feeder PS	Yes	-	MDM register not available	-
26	N.C.High School	Yes	-	MDM register not available	-
27	Bhadrak Urdu PS	Yes	-	MDM register not available	-
28	Mathasahi Nodal UPS	No	-	MDM not served from 01.12.11	Shortage of cooking cost
29	Salandi Colony PS	Yes	-	MDM register not available	-
30	Nangamahala Urdu PS	Yes (from 11-02-12)	-	01.09.11 to 10.02.12	Dispute in provision of MDM by NGO & SMC
31	Popsing PS	Yes	-	Nil-	-
32	Hari Narayana Nodal UPS	Yes	-	01.09.11 to 09-01-12 (4 months 6 days)	Dispute between SMC & NGO to provide MDM
33	Okara PS	Yes	-	-	-
34	Lenkasahi PS	Yes	-	MDM register not available	-
35	Bramhapur Nodal UPS	Yes	-	MDM register not available	-
36	Miramahala Urdu PS	Yes	-	Nil	-
37	Khandatada Nodal UPS	Yes	-	Nil	-
38	Aharpada PS	Yes	-	Nil	-
39	Kamalpur Urdu PUPS	Yes	-	MDM register not maintained properly	-
40	Podadihi Shridharpur PS	Yes	-	21-3-12 (1 day) → 22-3-12 (1 day) →	Illness of helper's mother, Astaprahari (festival)

*1) No. of schools that served MDM with interruption = 05

2. Trends:

Table 2.1: Schoolwise status on trends of MDM consumption

Sl. No.	School name	No. of children enrolled	No. of children opted for MDM	No. of children attended school on visit day of MI	No. of children availed MDM as per MDM Register	No. of children actually availed MDM on visit day of MI	No. of children availed MDM on the day previous to the visit day of MI
1	Hasinpur PS	54	54	38	30	30	30
2	Ganijang Nodal UPS	287	287	120	122	120	153
3	Khageswara M.E.S	55	55	43	43	42	50
4	Palasa PS	69	69	54	54	54	57
5	Alamanga PUPS	98	98	69	No register	69	No register
6	Tillo PS	122	122	92	92	82	80
7	Durgapur PS	55	55	18	18	16	24
8	B.B. Das Nodal UPS	91	91	58	58	58	62
9	Bhagibindha Nodal UPS	211	211	111	111	111	163
10	Karanji Gunupur Project UP	110	110	71	71	65	106
11	Jalamanua Nodal UPS	164	164	85	85	85	99
12	Padi Narayanpur PS	63	63	32	50	32	56
13	Karanji PS	58	58	29	29	29	50
14	Rajendrapur Project UPS	87	87	54	54	52	86
15	Pahimahura Nodal UPS	109	109	91	91	91	106
16	Sibabindha PS	57	57	35	35	35	35
17	Dhamnagar Urdu PS	354	354	182	182	182	313
18	Dhamnagar Feeder PS	252	252	134	134	122	120
19	Bhagabanpur Nodal UPS	219	219	76	76	71	114
20	Chilapadi Project PS	43	43	38	38	38	41
21	Dobal UPS	187	187	85	85	85	59
22	Sapakatia Project PS	114	114	90	90	90	50
23	Raghunathpur Project PS	80	80	60	60	60	65
24	Talapada Nodal UPS	312	312	209	204	204	244
25	N.C. Feeder PS	235	235	132	Register not available	132	Register not available
26	N.C.High School	610	610	292	Register not available	323	Register not available
27	Bhadrak Urdu PS	328	328	114	Register not available	168	Register not available
28	Mathasahi Nodal UPS	159	159	112	MDM not served	Nil	MDM not served
29	Salandi Colony PS	74	74	40	Register not available	40	Register not available
30	Nangamahala Urdu PS	216	216	121	Register not updated	121	Register not updated
31	Popsing PS	104	104	46	Register not available	46	Register not available
32	Hari Narayana Nodal UPS	226	226	57	57	57	152
33	Okara PS	150	150	113	113	113	130
34	Lenkasahi PS	112	112	100	Register not available	100	Register not available
35	Bramhapur Nodal UPS	300	300	196	Register not available	196	Register not available
36	Miramahala Urdu PS	305	305	300	300	300	282
37	Khandatada Nodal UPS	100	100	80	80	80	57
38	Aharpada PS	57	57	39	39	39	56
39	Kamalpur Urdu PUPS	444	444	410	410	410	Register not properly maintained
40	Podadihi Shridharpur PS	29	29	20	Register not available	20	Register not available
	Total =	6700	6700	4046	-	3968	-

*1) % of children attended school = 60.39 %

2) % of children actually availed MDM on visit day of MI= 59.22 %

3. Regularity in Delivering Food Grains to School Level:

Table 3.1: Schoolwise status on delivery of food gains

Sl. No.	School name	Receiving food grains regularly	Extent of delay in receiving food grains	Reasons of delay	Buffer stock of one month's need is kept	Quantity of food grains supplied as per the marked weight	Approximate kg. less supply per 50 kg. bag Rice	Food grain is delivered at
1	Hasinpur PS	No	1 month	Can't say	Yes	No	10 kg.	School
2	Ganijang Nodal UPS	Yes	-	-	Yes	No	5 kg.	School
3	Khageswara M.E.S	No	15 days	Officially delay	Yes	Yes	-	School
4	Palasa PS	Yes	-	-	Yes	No	5 kg.	School
5	Alamanga PUPS	Yes	-	-	Yes	No	5 kg.	School
6	Tillo PS	Yes	-	-	Yes	No	4-5 kg.	School
7	Durgapur PS	Yes	-	-	Yes	No	5 kg.	School
8	B.B. Das Nodal UPS	Yes	-	-	Yes	No	5 kg.	School
9	Bhagibindha Nodal UPS	Yes	-	-	Yes	No	2-3 kg.	School
10	Karanji Gunupur Project UP	Yes	-	-	Yes	No	5-6 kg.	School
11	Jalamanua Nodal UPS	Yes	-	-	Yes	No	2 kg.	School
12	Padi Narayanpur PS	Yes	-	-	Yes	No	7-8 kg.	School
13	Karanji PS	Yes	-	-	No	No	7 kg.	School
14	Rajendrapur Project UPS	Yes	-	-	Yes	Yes	-	School
15	Pahimahura Nodal UPS	Yes	-	-	No	No	2-3 kg.	School
16	Sibabindha PS	No	2 months	Can't say	Yes	No	5 kg.	School
17	Dhamnagar Urdu PS	Yes	-	-	Yes	Yes	-	School
18	Dhamnagar Feeder PS	Yes	-	-	Yes	No	6 kg.	SHG house
19	Bhagabanpur Nodal UPS	Yes	-	-	Yes	No	2 kg.	School
20	Chilapadi Project PS	Yes	-	-	Yes	No	5 kg.	School
21	Dobal UPS	Yes	-	-	Yes	No	5 kg.	SHG house
22	Sapakatia Project PS	Yes	-	-	Yes	Yes	-	SHG house
23	Raghunathpur Project PS	Yes	-	-	Yes	Yes	-	SHG house
24	Talapada Nodal UPS	Yes	-	-	Yes	Yes	-	School
25	N.C. Feeder PS	Yes	-	-	Yes	No	5 kg	School
26	N.C.High School	Yes	-	-	Yes	Yes	-	School
27	Bhadrak Urdu PS	Yes	-	-	Yes	No	6 Kg	School
28	Mathasahi Nodal UPS	No	8 months	Can't say	No	Yes	-	School
29	Salandi Colony PS	Yes	-	-	Yes	No	5-10 Kg	School
30	Nangamahala Urdu PS	No	1 month	Official delay	Yes	No	3-4 kg	School
31	Popsing PS	No	NGO member can't say	Can't say	Not observed	Yes	-	NGO office
32	Hari Narayana Nodal UPS	Yes	-	-	Yes	No	5 Kg	School
33	Okara PS	Yes	-	-	Yes	No	4 Kg	SHG house
34	Lenkasahi PS	Yes	-	-	Yes	No	7 Kg	SHG house
35	Bramhapur Nodal UPS	No	1 month	Can't say	Yes	No	5-6 kg	School
36	Miramahala Urdu PS	Yes	-	-	Yes	No	7 Kg	School
37	Khandatada Nodal UPS	Yes	-	-	Yes	No	5-8 kg	School
38	Aharpada PS	Yes	-	-	Yes	No	8 kg	School
39	Kamalpur Urdu PUPS	Yes	-	-	Yes	No	6 kg	School
40	Podadihi Shridharpur PS	Yes	-	-	Yes	No	8 kg	School

*1) No. of schools getting food grains regularly=33

3) No. of schools getting less supply of food grains=31

5) No. of schools receiving food grains at school point=33

2) No. of schools having 01 month's extra food grains =36

4) Amount of rice less received per 50 kg. bag = 2 kg to 10 kg.

Table 3.2: Schoolwise status on quality of food gains received

Sl. No.	School name	Quality of food grains received is good	Nature of defect seen in quality of food grains
			Rice
1	Hasinpur PS	Good	-
2	Ganijang Nodal UPS	Good	-
3	Khageswara M.E.S	Good	-
4	Palasa PS	Good	-
5	Alamanga PUPS	Good	-
6	Tillo PS	Good	-
7	Durgapur PS	Good	-
8	B.B. Das Nodal UPS	Good	-
9	Bhagibindha Nodal UPS	Good	-
10	Karanji Gunupur Project UP	Not Good (1 month)	Rotten rice
11	Jalamanua Nodal UPS	Good	-
12	Padi Narayanpur PS	Good	-
13	Karanji PS	Good	-
14	Rajendrapur Project UPS	Good	-
15	Pahimahura Nodal UPS	Good	-
16	Sibabindha PS	Good	-
17	Dhamnagar Urdu PS	Good	-
18	Dhamnagar Feeder PS	Not Good	Bad smell
19	Bhagabanpur Nodal UPS	Good	-
20	Chilapadi Project PS	Good	-
21	Dobal UPS	Good	-
22	Sapakatia Project PS	Good	-
23	Raghunathpur Project PS	Good	-
24	Talapada Nodal UPS	Good	-
25	N.C. Feeder PS	Good	-
26	N.C.High School	Good	-
27	Bhadrak Urdu PS	Not Good	Black rice, stone mixed rice
28	Mathasahi Nodal UPS	Good	-
29	Salandi Colony PS	Not good	Stone mixed rice
30	Nangamahala Urdu PS	Good	-
31	Popsing PS	Not Good	Bad smell , Rotten rice
32	Hari Narayana Nodal UPS	Good	-
33	Okara PS	Not good	Stone mixed rice
34	Lenkasahi PS	Not good	Rotten rice
35	Bramhapur Nodal UPS	Good	-
36	Miramahala Urdu PS	Good	-
37	Khandatada Nodal UPS	Good	-
38	Aharpada PS	Good	-
39	Kamalpur Urdu PUPS	Good	-
40	Podadihi Shridharpur PS	Good	-

*1) No. of schools getting good quality of food grains = 33

4. Regularity in Delivering Cooking Cost to School Level:

Table 4.1: Schoolwise status on delivery of food gains

Sl. No.	School name	Receiving cooking cost in advance regularly	Extent of delay in getting cooking cost	Reasons of delay	Where from cooking cost is managed in case of delay in receiving it?	How is cooking cost paid?
1	Hasinpur PS	No	Not received for Nov.,2011 to March 2012	Official delay	SHG Fund	E-transfer
2	Ganjiang Nodal UPS	No	1 months for Nov -11, not received in Jan, Feb, March, 2012	Official delay, voucher not submitted	SHG Fund	E- transfer
3	Khageswara M.E.S	No	1 month for Nov-11, Not received in Jan, Feb, March, 2012	Official delay, voucher not submitted	SHG Fund	E- transfer
4	Palasa PS	No	Received only for Oct,2011, not received in Nov, Dec, 2011, Jan, Feb, March, 2012	voucher not submitted	SHG Fund	E- transfer
5	Alamanga PUPS	No	1 month for Sept-11, 1 month for Nov.2011, not received in Jan, Feb, March, 2012	voucher not submitted	SHG Fund	E- transfer
6	Tillo PS	No	1 month for Sept-11 not received for Nov, Dec, 2011, Jan, Feb, March, 2012	Official delay	SHG Fund	E- transfer
7	Durgapur PS	No	3 month for Sept, 2 month for Oct, 1 month for Nov,2011, not received for Jan, feb, March, 2012	Official delay	SHG Fund	E- transfer
8	B.B. Das Nodal UPS	No	1 month for Nov-11, not received for Jan, feb, March 2012	Official delay	SHG fund	E-transfer
9	Bhagibindha Nodal UPS	No	1 month for Sept-11, 3 month for Nov, 2 month for Dec, 1 month for Jan-12	Official delay	SHG fund	E-transfer
10	Karanji Gunupur Project UP	No	1 month for Sept-11, 3 months for Nov-11, 2 months for Dec-11, 1 month for Jan-12	Official delay, voucher not submitted	SMC President's own fund	E-transfer
11	Jalamanua Nodal UPS	No	1 month for Sept-11, 3 months for Nov-11, 2 months for Dec-11, 1 month for Jan-12	Official delay	SHG fund	E-transfer
12	Padi Narayanpur PS	No	Passbook not available at school	-	SHG fund	E-transfer
13	Karanji PS	No	1 month for Sept-11, 3 months for Nov-11, 2 months for Dec-11, 1 month for Jan-12	Official delay, voucher not submitted	HM's own fund	E-transfer
14	Rajendrapur Project UPS	No	1 month for Sept-11, 3 months for Nov-11, 2 months for Dec-11, 1 month for Jan-12	Official delay, voucher not submitted	SMC President's own fund	E-transfer
15	Pahimahura Nodal UPS	No	1 month for Sept-11, 3 months for Nov-11, 2 months for Dec-11, 1 month for Jan-12	Voucher not available	SHG fund	E-transfer
16	Sibabindha PS	No	1 month for Sept-11, 3 months for Nov-11, 2 months for Dec-11, 1 month for Jan-12	Official delay	SHG fund	E-transfer
17	Dhamnagar Urdu PS	No	3 months for Oct-11, 2 month for Nov-11, 1 month for Dec-11, 1 month for Feb-12	Revolving fund not fully utilized.	Revolving fund	E-transfer
18	Dhamnagar Feeder PS	No	3 months for Nov-11, 2 months for Dec-11, 1 month for Jan-12	Official delay, voucher not submitted	SHG fund	E-transfer
19	Bhagabanpur Nodal UPS	No	3 months for Oct-11, 2 months for Nov-11, 1 month for Dec-11, not received for Feb and March-12	Official delay, voucher not submitted	SHG fund	E-transfer
20	Chilapadi Project PS	No	4 months for Sept-11, 3 months for Oct-11, 2 months for Nov-11, 1 Month for Dec-11, 1 month for Feb-12	Official delay, voucher not submitted	HM's fund	E-transfer
21	Dobal UPS	No	4 months for Sept-11, 3 months for Oct-11, 2 months for Nov-11, 1 Month for Dec-11, 1 month for Feb-12	Official delay, voucher not submitted	HM's own fund	E-transfer
22	Sapakatia Project PS	No	1 month for Sept-11, 2 month for Nov-11, 1 month for Dec-11, 1 month for Feb-12	Official delay, voucher not submitted	SHG fund	E-transfer
23	Raghunathpur Project PS	No	2 months delay for Sept-11, 1 month delay for Oct-11, 1 month delay for Dec-11, not received in Feb & March-12	Official delay	SHG fund	E-transfer

24	Talapada Nodal UPS	No	1 month delay for Sept-11,2 month for Nov-11,1 month for Dec-11,1 month for Feb-12	Official delay	SMC President's own fund	E-transfer
25	N.C. Feeder PS	Passbook not available	Passbook not available	-	-	E-transfer
26	N.C.High School	No	2 months for Sept -11,1 month for Oct -11 not received for Jan -12,Feb -12,March -12	Official delay, voucher not submitted	SHG fund	E-transfer
27	Bhadrak Urdu PS	No	2 months for sept -11,1 month for Oct -11,not received for jan -12,Feb -12,march -12	Official delay, voucher not submitted	SHG fund	E-transfer
28	Mathasahi Nodal UPS	No	Not received after Aug -11	Official delay, voucher not submitted	HM's & SMC President own fund	E-transfer
29	Salandi Colony PS	No	2 months for sept -11,1 month for Oct -11, not received in jan -12,Feb -12,march -12	Official delay	SHG fund	E-transfer
30	Nangamahala Urdu PS	No	MDM started form 11-02-12 but not received cooking cost yet	Official delay	SMC's president own fund	E-transfer
31	Popsing PS	Not known	Not known	MDM register not found at school	NGO fund	E-transfer
32	Hari Narayana Nodal UPS	No	Received only in Nov -11	MDM register not found at school	SHG fund	E-transfer
33	Okara PS	No	2 months for Sept -11,1 month for Oct -11,1 month for Dec 11,not received for Feb -12 and March -12	voucher not submitted	SHG fund	E-transfer
34	Lenkasahi PS	Passbook not available	Passbook not available	-	-	E-transfer
35	Bramhapur Nodal UPS	No	2 months for Sept -11,1 month for Oct -11,1 month for Dec -11,not received for Feb -11,March -11	Official delay, voucher not submitted	SHG fund	E-transfer
36	Miramahala Urdu PS	No	2 months for Sept -11,1 month for Oct -11,not received for Jan -12 Feb -12 and March -12	Official delay, voucher not submitted	SHG fund	E-transfer
37	Khandatada Nodal UPS	No	2 months for Sept -11,1 month for Oct -11,not received for Jan -12 Feb -12 and March -12	Voucher not available	SHG fund	E-transfer
38	Aharpada PS	No	3 months for Sept -11,2 month for Oct -11,1 month for Nov-11,not received for Jan -12 Feb -12 and March -12	Official delay	SHG fund	E-transfer
39	Kamalpur Urdu PUPS	No	2 months for Sept -11,1 month for Oct -11,not received for Jan -12 Feb -12 and March -12	Official delay	SHG fund	E-transfer
40	Podadihi Shridharpur PS	No	2 months for Sept -11,1 month for Oct -11,1 month for Dec-11,not received for Feb -12 and March -12	Official delay	HM's own fund	E-transfer

*1) No. of schools getting cooking cost in advance regularly= Nil

2) Extent of delay in getting cooking cost= 01 months to 4 months.

5. Social Equity:

Table 5.1: Schoolwise status on gender, caste and community wise discrimination in cooking and serving MDM and seating arrangement made for children to take MDM

Sl. No.	School name	Gender discrimination			Caste discrimination			Community discrimination		
		Cooking	Serving	Seating	Cooking	Serving	Seating	Cooking	Serving	Seating
1	Hasinpur PS	No	No	No	No	No	No	No	No	No
2	Ganijang Nodal UPS	No	No	No	No	No	No	No	No	No
3	Khageswara M.E.S	No	No	No	No	No	No	No	No	No
4	Palasa PS	No	No	No	No	No	No	No	No	No
5	Alamanga PUPS	No	No	No	No	No	No	No	No	No
6	Tillo PS	No	No	No	No	No	No	No	No	No
7	Durgapur PS	No	No	No	No	No	No	No	No	No
8	B.B. Das Nodal UPS	No	No	No	No	No	No	No	No	No
9	Bhagibindha Nodal UPS	No	No	No	No	No	No	No	No	No
10	Karanji Gunupur Project UP	No	No	No	No	No	No	No	No	No
11	Jalamanua Nodal UPS	No	No	No	No	No	No	No	No	No
12	Padi Narayanpur PS	No	No	No	No	No	No	No	No	No
13	Karanji PS	No	No	No	No	No	No	No	No	No
14	Rajendrapur Project UPS	No	No	No	No	No	No	No	No	No
15	Pahimahura Nodal UPS	No	No	No	No	No	No	No	No	No
16	Sibabindha PS	No	No	No	No	No	No	No	No	No
17	Dhamnagar Urdu PS	No	No	No	No	No	No	No	No	No
18	Dhamnagar Feeder PS	No	No	No	No	No	No	No	No	No
19	Bhagabanpur Nodal UPS	No	No	No	No	No	No	No	No	No
20	Chilapadi Project PS	No	No	No	No	No	No	No	No	No
21	Dobal UPS	No	No	No	No	No	No	No	No	No
22	Sapakatia Project PS	No	No	No	No	No	No	No	No	No
23	Raghunathpur Project PS	No	No	No	No	No	No	No	No	No
24	Talapada Nodal UPS	No	No	No	No	No	No	No	No	No
25	N.C. Feeder PS	No	No	No	No	No	No	No	No	No
26	N.C.High School	No	No	No	No	No	No	No	No	No
27	Bhadrak Urdu PS	No	No	No	No	No	No	No	No	No
28	Mathasahi Nodal UPS	MDM not served	MDM not served	MDM not served	MDM not served	MDM not served	MDM not served	MDM not served	MDM not served	MDM not served
29	Salandi Colony PS	No	No	No	No	No	No	No	No	No
30	Nangamahala Urdu PS	No	No	No	No	No	No	No	No	No
31	Popsing PS	No	No	No	No	No	No	No	No	No
32	Hari Narayana Nodal UPS	No	No	No	No	No	No	No	No	No
33	Okara PS	No	No	No	No	No	No	No	No	No
34	Lenkasahi PS	No	No	No	No	No	No	No	No	No
35	Bramhapur Nodal UPS	No	No	No	No	No	No	No	No	No
36	Miramahala Urdu PS	No	No	No	No	No	No	No	No	No
37	Khandatada Nodal UPS	No	No	No	No	No	No	No	No	No
38	Aharpada PS	No	No	No	No	No	No	No	No	No
39	Kamalpur Urdu PUPS	No	No	No	No	No	No	No	No	No
40	Podadihi Shridharpur PS	No	No	No	No	No	No	No	No	No

6. Variety of Menu:

Table 6.1: Schoolwise status on MDM menu

Sl. No	School name	Weekly MDM menu displayed	MDM is prepared as per weekly menu	Who decides the menu?	Nature of food items served	Daily menu includes rice	Daily menu includes wheat	Daily menu includes dal	Daily menu includes vegetables
1	Hasinpur PS	Yes	Yes always	State Govt	Different items daily	Every day	No day	Some day	Everyday
2	Ganijang Nodal UPS	Yes	Yes always	State Govt	Different items daily	Everyday	No day	Some day	Everyday
3	Khageswara M.E.S	Yes	Yes always	State Govt	Different items daily	Everyday	No day	Some day	Everyday
4	Palasa PS	Yes	Yes always	State Govt	Different items daily	Everyday	No day	Some day	Everyday
5	Alamanga PUPS	Yes	Yes always	State Govt	Different items daily	Everyday	No day	Some day	Everyday
6	Tillo PS	Yes	Yes always	State Govt	Different items daily	Everyday	No day	Some day	Everyday
7	Durgapur PS	Yes	Yes always	State Govt	Different items daily	Everyday	No day	Some day	Everyday
8	B.B. Das Nodal UPS	Yes	Yes always	State Govt.	Different items daily	Everyday	No day	Some day	Everyday
9	Bhagibindha Nodal UPS	Yes	Yes always	State govt.	Different items daily	Everyday	No day	Some day	Everyday
10	Karanji Gunupur Project UP	Yes	Yes always	State govt.	Different items daily	Everyday	No day	Some day	Everyday
11	Jalamanua Nodal UPS	Yes	Yes always	State govt.	Different items daily	Everyday	No day	Some day	Everyday
12	Padi Narayanpur PS	Yes	Yes always	State govt.	Different items daily	Everyday	No day	Some day	Everyday
13	Karanji PS	Yes	Yes always	State govt.	Different items daily	Everyday	No day	Some day	Everyday
14	Rajendrapur Project UPS	Yes	Yes always	State govt.	Different items daily	Everyday	No day	Some day	Everyday
15	Pahimahura Nodal UPS	Yes	Yes always	State govt.	Different items daily	Everyday	No day	Some day	Everyday
16	Sibabindha PS	No	Yes always	State govt.	Different items daily	Everyday	No day	Some day	Everyday
17	Dhamnagar Urdu PS	Yes	Yes always	State govt.	Different items daily	Everyday	No day	Some day	Everyday
18	Dhamnagar Feeder PS	Yes	Yes always	State govt.	Different items daily	Everyday	No day	Some day	Everyday
19	Bhagabanpur Nodal UPS	Yes	Yes always	State govt.	Different items daily	Everyday	No day	Some day	Everyday
20	Chilapadi Project PS	Yes	Yes always	State govt.	Different items daily	Everyday	No day	Some day	Everyday
21	Dobal UPS	Yes	Yes always	State govt.	Different items daily	Everyday	No day	Some day	Everyday
22	Sapakatia Project PS	Yes	Yes always	State govt.	Different items daily	Everyday	No day	Some day	Everyday
23	Ragunathpur Project PS	Yes	Yes always	State govt.	Different items daily	Everyday	No day	Some day	Everyday
24	Talapada Nodal UPS	Yes	Yes always	State govt.	Different items daily	Everyday	No day	Some day	Everyday
25	N.C. Feeder PS	No	Yes always	State govt.	Different items daily	Everyday	No day	Some day	Everyday
26	N.C.High School	Yes	Yes always	State govt.	Different items daily	Everyday	No day	Some day	Everyday
27	Bhadrak Urdu PS	Yes	Yes always	State govt.	Different items daily	Everyday	No day	Some day	Everyday
28	Mathasahi Nodal UPS	MDM not served	MDM not served	MDM not served	MDM not served	MDM not served	MDM not served	MDM not served	MDM not served
29	Salandi Colony PS	No	Yes always	State govt.	Different items daily	Everyday	No day	Some day	Everyday
30	Nangamahala Urdu PS	Yes	Yes sometimes	State govt.	Different items someday	Everyday	No day	Everyday	Everyday
31	Popsing PS	Yes	Yes sometimes	State govt.	Different items some day	Everyday	No day	Some day	Everyday
32	Hari Narayana Nodal UPS	Yes	Yes sometimes	State govt.	Different items daily	Everyday	No day	Some day	Everyday
33	Okara PS	No	Yes always	State govt.	Different items daily	Everyday	No day	Some day	Everyday
34	Lenkasahi PS	No	Yes always	State govt.	Different items daily	Everyday	No day	Some day	Everyday
35	Bramhapur Nodal UPS	Yes	Yes always	State govt.	Different items daily	Everyday	No day	Some day	Everyday
36	Miramahala Urdu PS	Yes	Yes always	State govt.	Different items daily	Everyday	No day	Some day	Everyday
37	Khandatada Nodal UPS	Yes	Yes always	State govt.	Different items daily	Everyday	No day	Some day	Everyday
38	Aharpada PS	Yes	Yes always	State govt.	Different items daily	Everyday	No day	Some day	Everyday
39	Kamalpur Urdu PUPS	Yes	Yes always	State govt.	Different items daily	Everyday	No day	Some day	Everyday
40	Podadihi Shridharpur PS	Yes	Yes always	State govt.	Different items daily	Everyday	No day	Some day	Everyday

*1) No. of schools displayed weekly MDM menu =34

2) No. of schools who serves different food items everyday =37

7. Quantity and Quality of Meal:

Table 7.1: Schoolwise status on opinion of children on quality and quantity of MDM

Sl. No.	School name	Opinion on quality of rice	Opinion on quality of dal/curry	Opinion on quantity of rice	Opinion on quantity of dal/curry	Reasons for unhappiness on quality of rice/dal/curry	Reasons for unhappiness on quantity of rice/dal/curry
1	Hasinpur PS	Happy always	Happy always	Happy always	Happy always	-	-
2	Ganijang Nodal UPS	Happy always	Not happy always some times	Happy always	Happy always	Egg not served	-
3	Khageswara M.E.S	Happy always	Happy always	Happy always	Happy always	-	-
4	Palasa PS	Happy always	Happy always	Happy always	Happy always	-	-
5	Alamanga PUPS	Happy always	Happy always	Happy always	Happy always	-	-
6	Tillo PS	Happy always	Happy always	Happy always	Happy always	-	-
7	Durgapur PS	Happy always	Happy always	Happy always	Happy always	-	-
8	B.B. Das Nodal UPS	Happy always	Happy always	Happy always	Happy always	-	-
9	Bhagibindha Nodal UPS	Happy always	Happy always	Happy always	Happy always	-	-
10	Karanji Gunupur Project UP	Happy always	Happy always	Happy always	Happy always	-	-
11	Jalamanua Nodal UPS	Happy always	Happy always	Happy always	Happy always	-	-
12	Padi Narayanpur PS	Happy always	Happy always	Happy always	Happy always	-	-
13	Karanji PS	Happy always	Happy always	Happy always	Happy always	-	-
14	Rajendrapur Project UPS	Happy always	Happy always	Happy always	Happy always	-	-
15	Pahimahura Nodal UPS	Happy always	Happy always	Happy always	Not happy some times	-	Less quantity of curry
16	Sibabindha PS	Happy always	Happy always	Happy always	Happy always	-	-
17	Dhamnagar Urdu PS	Happy always	Happy always	Happy always	Happy always	-	-
18	Dhamnagar Feeder PS	Happy always	Happy always	Happy always	Happy always	-	-
19	Bhagabanpur Nodal UPS	Happy always	Happy always	Happy always	Happy always	-	-
20	Chilapadi Project PS	Happy always	Happy always	Happy always	Happy always	-	-
21	Dobal UPS	Happy always	Happy always	Happy always	Happy always	-	-
22	Sapakatia Project PS	Happy always	Happy always	Happy always	Happy always	-	-
23	Raghunathpur Project PS	Happy always	Happy always	Happy always	Happy always	-	-
24	Talapada Nodal UPS	Not happy some times	Not happy some times	Not happy some times	Not happy some times	Bad quality of rice and dal	-
25	N.C. Feeder PS	Happy always	Happy always	Happy always	Happy always	-	-
26	N.C.High School	Happy always	Happy always	Happy always	Happy always	-	-
27	Bhadrak Urdu PS	Happy always	Happy always	Happy always	Happy always	-	-
28	Mathasahi Nodal UPS	MDM not served	MDM not served	MDM not served	MDM not served	-	-
29	Salandi Colony PS	Happy always	Happy always	Happy always	Happy always	-	-
30	Nangamahala Urdu PS	Happy always	Happy always	Happy always	Happy always	-	-
31	Popsing PS	Not happy some times	Not happy some times	Happy always	Happy always	Bad smell,not good in taste	-
32	Hari Narayana Nodal UPS	Happy always	Happy always	Happy always	Happy always	-	-
33	Okara PS	Happy always	Happy always	Happy always	Happy always	-	-
34	Lenkasahi PS	Not happy always	Not happy always	Not happy always	Not happy always	Taste is not good	Less quantity rice & curry given
35	Bramhapur Nodal UPS	Happy always	Happy always	Happy always	Happy always	-	-
36	Miramahala Urdu PS	Happy always	Happy always	Happy always	Happy always	-	-
37	Khandatada Nodal UPS	Happy always	Happy always	Happy always	Happy always	-	-
38	Aharpada PS	Happy always	Happy always	Happy always	Happy always	-	-
39	Kamalpur Urdu PUPS	Happy always	Not happy some times	Happy always	Happy always	Students don't like soyabin, dalma	-
40	Podadihi Shridharpur PS	Happy always	Happy always	Happy always	Happy always	-	-

- *1) No. of schools where children are happy always on quality of rice = 36
 2) No. of schools where children are happy always on quality of dal/curry = 34
 3) No. of schools where children are happy always on quantity of rice = 37
 4) No. of schools where children are happy always on quantity of dal =36

8. Supplementary:

Table 8.1: Schoolwise status on healthcare facilities

Sl. No	School name	Health card maintained for each child	No. of times health check up done since 1-4-11	Iron tablets given periodically	Vit. A tablets given periodically	De-worming tablets given periodically	Who provides medicine?	No. of times medicines given since 1-4-11
1	Hasinpur PS	HC with data up to 29-9-11	1	No	No	No	-	Nil
2	Ganijang Nodal UPS	HC with data up to 29-9-11	2	No	No	No	-	Nil
3	Khageswara M.E.S	HC with data up to 17-2-12	2	No	No	No	State Govt	2
4	Palasa PS	HC with data up to 1-3-12	2	No	No	No	State Govt.	02
5	Alamanga PUPS	HC with data upto 6-3-12	3	No	No	No	State Govt	2
6	Tillo PS	HC with data upto 10-2-12	2	No	No	No	State Govt	2
7	Durgapur PS	HC with data upto 8-9-11	1	No	No	No	-	Nil
8	B.B. Das Nodal UPS	HC with name, height and weight only	2	No	No	No	State Govt	2
9	Bhagibindha Nodal UPS	HC with name, height and weight only	2	No	No	No	State Govt.	2
10	Karanji Gunupur Project UP	HC with name height & weight	1	No	No	No	State Govt	1
11	Jalamanua Nodal UPS	HC with data up to 20-3-12	3	No	No	No	State Govt	3
12	Padi Narayanpur PS	HC with name and height only	2	No	No	No	State Govt.	2
13	Karanji PS	HC with data up to 13-10-11	1	No	No	No	State Govt	1
14	Rajendrapur Project UPS	HC with data up to 16-2-12	3	No	No	No	State Govt	3
15	Pahimahura Nodal UPS	HC with data up to 16-2-12	2	No	No	No	State Govt.	2
16	Sibabindha PS	HC with data up to 17-11-11	2	No	No	No	State Govt.	2
17	Dhamnagar Urdu PS	HC with data up to 19-2-12	2	No	No	No	State Govt.	1
18	Dhamnagar Feeder PS	HC with name only	1	No	No	No	State Govt.	1
19	Bhagabanpur Nodal UPS	HC with name only	2	No	No	No	State Govt.	2
20	Chilapadi Project PS	HC with name only	Nil	No	No	No	-	Nil
21	Dobal UPS	HC with name, height and weight only	2	No	No	No	State govt.	2
22	Sapatatia Project PS	HC with name, height and weight only	1	No	No	No	State Govt.	1
23	Raghnathpur Project PS	HC with data up to 16-2-12	1	No	No	No	State Govt.	1
24	Talapada Nodal UPS	HC with data up to 08-2-12	2	No	No	Yes (8-8-11 & 8-2-12)	State Govt.	2
25	N.C. Feeder PS	No HC	Nil	No	No	No	-	Nil
26	N.C.High School	No HC	Nil	No	No	No	-	Nil
27	Bhadrak Urdu PS	No HC	Nil	No	No	No	-	Nil
28	Mathasahi Nodal UPS	No HC	Nil	No	No	No	-	Nil
29	Salandi Colony PS	No HC	Nil	No	No	No	-	Nil
30	Nangamahala Urdu PS	No HC	Nil	No	No	No	-	Nil
31	Popsing PS	No HC	Nil	No	No	No	-	Nil
32	Hari Narayana Nodal UPS	No HC	Nil	No	No	No	-	Nil
33	Okara PS	No HC	3	No	No	No	State Govt	3
34	Lenkasahi PS	No HC	Nil	No	No	No	-	Nil
35	Bramhapur Nodal UPS	HC with name only	1	No	No	No	State Govt	1
36	Miramahala Urdu PS	HC with Name only	Nil	No	No	No	-	Nil
37	Khandatada Nodal UPS	HC with Name only	2	No	Yes (9-8-11 & 8-2-12)	Yes (9-8-11 & 8-2-12)	State Govt	2
38	Aharpada PS	HC with name, height and weight only	2	No	No	No	-	Nil
39	Kamalpur Urdu PUPS	No HC	Nil	No	No	No	-	Nil
40	Podadihi Shridharpur PS	HC with data only for 04 students	2	No	No	No	State Govt	2

*1) No. of schools having health cards for each child = 29

2) No. of schools organized health check up camp since 01.04.2011= 28

3) No. of schools where iron tablets have been given to children periodically = Nil

4) No. of schools where vit. Tablets have been given to children periodically = 01

5) No. of schools where deworming tablets have been given to children periodically = 02

9. Status of Cooks and Helpers:

Table 9.1: Schoolwise status on cooks and helpers

Sl. No.	School name	Cook and Helper are appointed by	No. of Cooks engaged	No. of Helpers engaged	No of Cook-helper required as per GoI norm	Remuneration paid per month to		Remuneration is paid regularly (no of months delay since 1-4-11)	Cook belongs to	Helper belongs to
						Cook	Helper			
1	Hasinpur PS	SHG	1	1	02	600	400	Not known from passbook	Gen	Gen
2	Ganijang Nodal UPS	SHG	1	2	04	600	400	Not known from passbook	Gen	Gen
3	Khageswara M.E.S	SHG	1	1	02	600	400	Not known from passbook	OBC	SC
4	Palasa PS	SHG	1	1	02	600	400	Not known from passbook	OBC	OBC
5	Alamanga PUPS	SHG	1	1	02	600	400	Not known from passbook	OBC	OBC
6	Tillo PS	SHG	1	1	03	600	400	Not known from passbook	OBC	OBC
7	Durgapur PS	SMC	1	1	02	600	400	Not known from passbook	OBC	Gen
8	B.B. Das Nodal UPS	SMC	1	1	02	600	400	Not known from passbook	OBC	OBC
9	Bhagibindha Nodal UPS	SMC	1	1	04	600	400	Not known from passbook	OBC	OBC
10	Karanji Gunupur Project UP	SMC	1	1	03	600	400	Not received yet	OBC	OBC
11	Jalamanua Nodal UPS	SMC	1	1	03	600	400	Passbook not available	OBC	OBC
12	Padi Narayanpur PS	SMC	1	1	02	600	400	Not known from passbook	OBC	OBC
13	Karanji PS	SMC	1	1	02	600	400	Not known from passbook	OBC	OBC
14	Rajendrapur Project UPS	SMC	1	1	02	600	400	Not known from passbook	OBC	OBC
15	Pahimahura Nodal UPS	SHG	1	1	03	600	400	Not known from passbook	OBC	OBC
16	Sibabindha PS	SHG	1	1	02	600	400	Passbook not available	OBC	OBC
17	Dhamnagar Urdu PS	SMC	1	1	05	600	400	Not known from passbook	Minority	Minority
18	Dhamnagar Feeder PS	SHG	1	1	04	600	400	Not known from passbook	Gen	OBC
19	Bhagabanpur Nodal UPS	SHG	1	1	04	600	400	Not known from passbook	OBC	OBC
20	Chilapadi Project PS	SMC	1	1	02	600	400	Not known from passbook	OBC	OBC
21	Dobal UPS	SMC	1	1	03	600	400	Not known from passbook	OBC	OBC
22	Sapakatia Project PS	SMC	1	1	03	600	400	Not known from passbook	Gen	OBC
23	Raghunathpur Project PS	SMC	1	1	02	600	400	Not known from passbook	SC	ST
24	Talapada Nodal UPS	SMC	1	1	05	600	400	Not known from passbook	Gen	Gen
25	N.C. Feeder PS	SMC	1	1	05	600	400	Not known from passbook	Minority	Minority
26	N.C.High School	SHG	1	1	08	600	400	Not received yet	Minority	Minority
27	Bhadrak Urdu PS	SHG	1	1	05	600	400	Not received yet	Minority	Minority
28	Mathasahi Nodal UPS	SMC	1	1	03	600	400	Not received yet	OBC	OBC
29	Salandi Colony PS	SHG	1	1	02	600	400	No (10 months)	GEN	GEN
30	Nangamahala Urdu PS	SMC	1	1	04	600	400	Account not opened yet	Minority	Minority
31	Popsing PS	SMC	1	1	03	600	400	Not known from passbook	GEN	GEN
32	Hari Narayana Nodal UPS	SHG	1	1	04	600	400	Passbook not available	SC	SC
33	Okara PS	SHG	1	1	03	600	400	Not known from passbook	OBC	OBC
34	Lenkasahi PS	SHG	1	1	03	600	400	Not known from passbook	OBC	OBC
35	Bramhapur Nodal UPS	SHG	1	1	04	600	400	Not known from passbook	OBC	OBC
36	Miramahala Urdu PS	SHG	1	1	05	600	400	Not received yet	Minority	Minority
37	Khandatada Nodal UPS	SHG	1	1	02	600	400	Not known from passbook	OBC	OBC
38	Aharpada PS	SHG	1	1	02	600	400	Passbook not available	OBC	SC
39	Kamalpur Urdu PUPS	SMC	1	1	06	600	400	Passbook not available	Minority	Minority
40	Podadihi Shridharpur PS	SMC	1	1	02	600	400	Not known from passbook	OBC	OBC

- * 1) No. of schools where Cooks and Helpers get remuneration regularly = Nil
2) No. of schools where Cooks belong to SC/ST/OBC/Minority community = 33
3) No. of schools where Helpers belong to SC/ST/OBC/Minority community = 34
4) No. of schools where cook and helper are appointed by SHG = 20
5) No. of schools having Cook and Helper as per the GoI norm = 16

10. Infrastructure:

Table 10.1: Schoolwise status on construction of kitchen-cum-store

Sl. No.	School name	Construction status of pucca kitchen-cum-store	Construction grant received under which scheme?	Reason for not using the constructed pucca kitchen-cum-store for	
				Cooking	Storing
1	Hasinpur PS	Constructed and used for both cooking and storing	MDM	-	-
2	Ganijang Nodal UPS	Constructed but not in use for cooking & storing	MDM	Space shortage	Space shortage
3	Khageswara M.E.S	Not sanctioned	-	-	-
4	Palasa PS	Under construction	MDM	-	-
5	Alamanga PUPS	Constructed but not in use for storing	MDM	Space shortage	Space shortage
6	Tillo PS	Constructed and used for both cooking and storing	MDM	-	-
7	Durgapur PS	Not sanctioned	-	-	-
8	B.B. Das Nodal UPS	Constructed but not in use for cooking	SSA	Smoke problem	-
9	Bhagibindha Nodal UPS	Constructed but not in use for cooking	MDM	Smoke problem, space shortage	-
10	Karanji Gunupur Project UP	Constructed but not in use for cooking	SSA	No provision for hearth	-
11	Jalamanua Nodal UPS	Constructed but not in use for cooking	SSA	No provision for hearth	-
12	Padi Narayanpur PS	Under construction	SSA	-	-
13	Karanji PS	Constructed but not in use for cooking and storing	SSA	Smoke problem	Fear of rat
14	Rajendrapur Project UPS	Not sanctioned	-	-	-
15	Pahimahura Nodal UPS	Constructed but not in use for cooking and storing	MDM	Smoke problem	Space shortage
16	Sibabindha PS	Under construction	SSA	-	-
17	Dhamnagar Urdu PS	Constructed but not in use for cooking & storing	MDM	Space shortage	Space shortage
18	Dhamnagar Feeder PS	Constructed but not in use for cooking & storing	MDM	Used as Deputy DI office	Used as Deputy DI office
19	Bhagabanpur Nodal UPS	Not sanctioned	-	-	-
20	Chilapadi Project PS	Constructed but not in use for cooking & storing	MDM	Smoke problem	Space shortage
21	Dobal UPS	Under construction	SSA	-	-
22	Sapakatia Project PS	Under construction	SSA	-	-
23	Raghunathpur Project PS	Not sanctioned	-	-	-
24	Talapada Nodal UPS	Constructed but not in use for cooking and storing	SSA	Space shortage	Space shortage
25	N.C. Feeder PS	Not sanctioned	-	-	-
26	N.C.High School	Sanctioned but construction not started	MDM	-	-
27	Bhadrak Urdu PS	Not sanctioned	-	-	-
28	Mathasahi Nodal UPS	Not sanctioned	-	-	-
29	Salandi Colony PS	Under construction	MDM	-	-
30	Nangamahala Urdu PS	Constructed but not in use for cooking	MDM	Cant'say	-
31	Popsing PS	Not sanctioned	-	-	-
32	Hari Narayana Nodal UPS	Under construction	MDM	-	-
33	Okara PS	Not sanctioned	-	-	-
34	Lenkasahi PS	Construction not completed but used for cooking only	MDM	-	Kitchen room not completed
35	Bramhapur Nodal UPS	Not sanctioned	-	-	-
36	Miramahala Urdu PS	Constructed but not in use for storing	MDM	-	Space shortage
37	Khandatada Nodal UPS	Not sanctioned	-	-	-
38	Aharpada PS	Constructed and used for both cooking and storing	MDM	-	-
39	Kamalpur Urdu PUPS	Constructed and not used for cooking and storing	MDM	Smoke problem	Space shortage
40	Podadihi Shridharpur PS	Constructed but not in use for cooking and storing	MDM	Space shortage	Being dirty

*1) No. of schools where pucca kitchen-cum-store has been constructed and in use for both cooking and storing = 03

2) No. of schools where pucca kitchen-cum-store has been constructed and not used for cooking = 15

3) No. of schools where pucca kitchen-cum-store has been constructed and not used for storing = 12

4) Main reasons for not using the constructed pucca kitchen-cum-store for cooking =

a) Space shortage =06 schools

b) Smoke/ventilation problem = 06 schools

c) Kitchen used as office = 01 school

d) No provision of hearth= 02 schools

5) Main reasons for not using the constructed pucca kitchen-cum-store for storing =

a) Space shortage = 08 schools

c) Other reasons = 03 schools

b) using as office = 01 school

6) No. of schools having no sanction to construct pucca kitchen-cum-store= 11

7) No. of schools where the pucca kitchen-cum-store is under construction = 07

8) No. of schools having sanction to construct pucca kitchen-cum-store but the construction work has not started = 01

Table 10.2: Schoolwise status on alternative place of cooking and storing where pucca kitchen-cum-store is not available and availability of water, fuel and utensils for cooking

Sl. No.	School name	Alternative place used for cooking MDM	Alternative place used for storing food grains	Potable water available for cooking and drinking	Adequate utensils available for cooking	Kind of fuel used
1	Hasinpur PS	-	-	Yes	Yes	Firewood
2	Ganijang Nodal UPS	Open space	School store room	Yes	Yes	Firewood
3	Khageswara M.E.S	School verandah	School store room	Yes	No	Firewood
4	Palasa PS	Thatched house at school	School store room	Yes	No	Firewood
5	Alamanga PUPS	-	School store room	Yes	No	Firewood
6	Tillo PS	-	-	Yes	No	Firewood
7	Durgapur PS	Open space	HM's room	Yes	No	Firewood
8	B.B. Das Nodal UPS	Thatched house at school	-	Yes	No	firewood
9	Bhagibindha Nodal UPS	Asbestos roofed house	-	Yes	No	Firewood
10	Karanji Gunupur Project UP	Asbestos house	-	Yes	Yes	Firewood
11	Jalamanua Nodal UPS	Thatched house at school	-	Yes	No	Firewood
12	Padi Narayanpur PS	Asbestos roofed house	Unused room	Yes	Yes	Firewood
13	Karanji PS	School verandah	Unused room	Yes	Yes	Firewood
14	Rajendrapur Project UPS	Asbestos roofed house	School store room	Yes	Yes	Firewood
15	Pahimahura Nodal UPS	Tin roofed house	Unused room	Yes	Yes	Firewood
16	Sibabindha PS	Tin roofed house	Classroom	Yes	Yes	Firewood
17	Dhamnagar Urdu PS	School verandah	School store room	Yes	No	Firewood
18	Dhamnagar Feeder PS	Asbestos roofed house	SHG house	Yes	No	Firewood
19	Bhagabanpur Nodal UPS	Thatched house at school	School store room	Yes	No	Firewood
20	Chilapadi Project PS	Thatched house at school	Old kitchen room	Yes	No	Firewood
21	Dobal UPS	Thatched house at school	SHG house	Yes	No	Firewood
22	Sapatatia Project PS	Thatched house at school	SHG house	Yes	No	Firewood
23	Raghunathpur Project PS	Asbestos roofed house	SHG house	Yes	No	Firewood
24	Talapada Nodal UPS	Asbestos roofed house	School store room	No	No	Firewood
25	N.C. Feeder PS	Asbestos roofed house	HM's room	No	No	Firewood
26	N.C.High School	Asbestos roofed house	School store room	Yes	No	Firewood
27	Bhadrak Urdu PS	Thatched house at school	Classroom	Yes	No	Firewood
28	Mathasahi Nodal UPS	MDM not served	MDM not served	MDM not served	MDM not served	MDM not served
29	Salandi Colony PS	Open space	Classroom	Yes	No	Firewood
30	Nangamahala Urdu PS	Open space	-	Yes	Yes	Firewood
31	Popsing PS	NGO kitchen room having asbestos roof	NGO store room	Yes	Available at NGO	Firewood & Gas
32	Hari Narayana Nodal UPS	Tin roofed house at school	School store room	yes	No	Firewood
33	Okara PS	Open space	SHG house	Yes	No	Firewood
34	Lenkasahi PS	-	SHG house	Yes	No	Firewood
35	Bramhapur Nodal UPS	Thatched house at school	Classroom	Yes	Yes	Firewood
36	Miramahala Urdu PS	-	HM's room	Yes	No	Firewood
37	Khandatada Nodal UPS	Old High School building	SHG house	Yes	No	Firewood
38	Aharpada PS	-	-	Yes	No	Firewood
39	Kamalpur Urdu PUPS	Open space	School store room	Yes	No	Firewood
40	Podadihi Shridharpur PS	Open space	School store room	Yes	No	Firewood

*1) No. of schools having potable water facility for cooking and drinking = 37

2) No. of schools having adequate utensils for cooking =10

3) No. of schools where alternative place of cooking is an open space = 07

4) No. of schools where alternative place of cooking is school verandah = 03

5) No. of schools where alternative place of cooking is a tile / tin/asbestos roofed house = 13

6) No. of schools where alternative place of cooking is thatched house = 09

7) No. of schools where alternative place of storing is SHG's/NGO's own house =08

8) No. of schools where alternative place of storing is HM's room / Classroom / unused room/ MCS room/ temples meeting room/school store room / CRC room= 23 schools

11. Safety and Hygiene:

Table 11.1: School wise status on safety and hygiene relating to MDM

Sl. No.	School name	General impression on hygiene of school campus	Children are encouraged to wash hands before and after eating by soap & water	Children partake meals in an orderly manner	Children conserve water while washing hands and utensils	Cooking process and storage of fuel is safe from fire hazard
1	Hasinpur PS	Clean	Yes	Yes	Yes	Yes
2	Ganijang Nodal UPS	Clean	No	No	Yes	Yes
3	Khageswara M.E.S	Clean	Yes	Yes	Yes	Yes
4	Palasa PS	Clean	Yes	Yes	Yes	Yes
5	Alamanga PUPS	Clean	Yes	Yes	Yes	Yes
6	Tillo PS	Clean	Yes	Yes	Yes	Yes
7	Durgapur PS	Clean	Yes	Yes	Yes	Yes
8	B.B. Das Nodal UPS	Clean	Yes	Yes	Yes	Yes
9	Bhagibindha Nodal UPS	Clean	Yes	Yes	Yes	Yes
10	Karanji Gunupur Project UP	Clean	Yes	Yes	Yes	Yes
11	Jalamanua Nodal UPS	Clean	Yes	Yes	Yes	Yes
12	Padi Narayanpur PS	Clean	Yes	Yes	Yes	Yes
13	Karanji PS	Not Clean	No	Yes	Yes	Yes
14	Rajendrapur Project UPS	Clean	Yes	Yes	Yes	Yes
15	Pahimahura Nodal UPS	Clean	No	Yes	No	Yes
16	Sibabindha PS	Clean	No	Yes	Yes	Yes
17	Dhamnagar Urdu PS	Clean	Yes	Yes	Yes	Yes
18	Dhamnagar Feeder PS	Clean	Yes	Yes	Yes	Yes
19	Bhagabanpur Nodal UPS	Clean	Yes	Yes	Yes	Yes
20	Chilapadi Project PS	Clean	Yes	Yes	Yes	Yes
21	Dobal UPS	Clean	Yes	Yes	Yes	Yes
22	Sapakatia Project PS	Clean	Yes	Yes	Yes	Yes
23	Raghunathpur Project PS	Clean	Yes	Yes	Yes	Yes
24	Talapada Nodal UPS	Clean	Yes	Yes	Yes	Yes
25	N.C. Feeder PS	Not clean	No	No	No	Yes
26	N.C.High School	Clean	Yes	Yes	Yes	Yes
27	Bhadrak Urdu PS	Clean	Yes	Yes	Yes	Yes
28	Mathasahi Nodal UPS	Clean	MDM not served	MDM not served	MDM not served	MDM not served
29	Salandi Colony PS	Not clean	Yes	No	Yes	Yes
30	Nangamahala Urdu PS	Clean	No	Yes	Yes	Yes
31	Popsing PS	Clean	No	Yes	Yes	Yes
32	Hari Narayana Nodal UPS	Clean	Yes	No	Yes	Yes
33	Okara PS	Clean	No	No	No	Yes
34	Lenkasahi PS	Not clean	No	Yes	No	Yes
35	Bramhapur Nodal UPS	Clean	Yes	Yes	Yes	Yes
36	Miramahala Urdu PS	Clean	Yes	Yes	Yes	Yes
37	Khandatada Nodal UPS	Clean	Yes	Yes	No	Yes
38	Aharpada PS	Clean	Yes	Yes	Yes	Yes
39	Kamalpur Urdu PUPS	Clean	Yes	No	No	Yes
40	Podadihi Shridharpur PS	Clean	No	Yes	Yes	Yes

*1) No. of schools having clean school campus = 36

2) No. of schools where children are encouraged to wash hands before and after eating = 29

3) No. of schools where water is conserved by children while washing hands and utensils = 33

4) No. of schools where cooking process and storage of fuel is safe from fire hazard = 38

5) No. of schools where children partake meals in an orderly manner = 33

12. Community Participation:

Table 12.1: Schoolwise status on community participation in MDM supervision and monitoring

Sl. No.	School name	Extent of participation in MDM supervision and monitoring by			Roster maintained by community for MDM supervision
		Parents	SMC	PRI/ULB	
1	Hasinpur PS	Occasionally	Everyday	Occasionally	No
2	Ganijang Nodal UPS	Occasionally	Occasionally	Occasionally	No
3	Khageswara M.E.S	Occasionally	Occasionally	Occasionally	No
4	Palasa PS	Occasionally	Occasionally	Not at all	No
5	Alamanga PUPS	Occasionally	Occasionally	Occasionally	No
6	Tillo PS	Occasionally	Occasionally	Occasionally	No
7	Durgapur PS	Occasionally	Occasionally	Occasionally	No
8	B.B. Das Nodal UPS	Occasionally	Occasionally	Occasionally	No
9	Bhagibindha Nodal UPS	Occasionally	Occasionally	Occasionally	No
10	Karanji Gunupur Project UP	Not at all	Occasionally	Occasionally	No
11	Jalamanua Nodal UPS	Occasionally	Occasionally	Not at all	No
12	Padi Narayanpur PS	Everyday	Everyday	Occasionally	No
13	Karanji PS	Occasionally	Occasionally	Occasionally	No
14	Rajendrapur Project UPS	Occasionally	Everyday	Occasionally	No
15	Pahimahura Nodal UPS	Occasionally	Occasionally	Occasionally	No
16	Sibabindha PS	Occasionally	Occasionally	Occasionally	No
17	Dhamnagar Urdu PS	Occasionally	Occasionally	Occasionally	No
18	Dhamnagar Feeder PS	Occasionally	Occasionally	Occasionally	No
19	Bhagabanpur Nodal UPS	Occasionally	Occasionally	Occasionally	No
20	Chilapadi Project PS	Occasionally	Occasionally	Occasionally	No
21	Dobal UPS	Occasionally	Occasionally	Occasionally	No
22	Sapakatia Project PS	Occasionally	Occasionally	Occasionally	No
23	Raghunathpur Project PS	Occasionally	Occasionally	Occasionally	No
24	Talapada Nodal UPS	Occasionally	Occasionally	Occasionally	No
25	N.C. Feeder PS	Occasionally	Everyday	Not at all	No
26	N.C.High School	Occasionally	Everyday	Not at all	No
27	Bhadrak Urdu PS	Every day	Every day	Not at all	No
28	Mathasahi Nodal UPS	Not at all	Not at all	Not at all	No
29	Salandi Colony PS	Occasionally	Everyday	Occasionally	No
30	Nangamahala Urdu PS	Every day	Every day	Occasionally	No
31	Popsing PS	Every day	Every day	Not at all	No
32	Hari Narayana Nodal UPS	Everyday	Everyday	Occasionally	No
33	Okara PS	Occasionally	Occasionally	Occasionally	No
34	Lenkasahi PS	Occasionally	Occasionally	Not at all	No
35	Bramhapur Nodal UPS	Occasionally	Occasionally	Occasionally	No
36	Miramahala Urdu PS	Everyday	Everyday	Not at all	No
37	Khandatada Nodal UPS	Everyday	Everyday	Occasionally	No
38	Aharpada PS	Everyday	Everyday	Occasionally	No
39	Kamalpur Urdu PUPS	Everyday	Everyday	Occasionally	No
40	Podadihi Shridharpur PS	Everyday	Everyday	Occasionally	No

*1) No. of schools where parents supervise and monitor MDM = 38

2) No. of schools where SMC supervise and monitor MDM = 39

3) No. of schools where PRI/ULB supervise and monitor MDM = 31

4) No. of schools where community has maintained a roster for MDM supervision = Nil

Table 12.2: School wise opinion of community leaders on MDM programme

Sl. No.	School name	Quantity of MDM per child at primary level	Quantity of MDM per child at upper primary level	Overall impression of MDM programme	From where do you know about MDM?
1	Hasinpur PS	Good	-	Good	Teacher
2	Ganijang Nodal UPS	Satisfactory	Satisfactory	Good	Teacher
3	Khageswara M.E.S	-	Good	Good	Teacher
4	Palasa PS	Poor	-	Satisfactory	Teacher
5	Alamanga PUPS	Good	Good	Good	Teacher
6	Tillo PS	Good	-	Good	Teacher
7	Durgapur PS	Satisfactory	-	Satisfactory	Anganwadi worker
8	B.B. Das Nodal UPS	Satisfactory	Satisfactory	Satisfactory	Teacher
9	Bhagibindha Nodal UPS	Satisfactory	Satisfactory	Satisfactory	Anganwadi worker
10	Karanji Gunupur Project UP	Satisfactory	Satisfactory	Satisfactory	Teacher
11	Jalamanua Nodal UPS	Satisfactory	Satisfactory	Satisfactory	Teacher
12	Padi Narayanpur PS	Good	-	Satisfactory	Teacher
13	Karanji PS	Very Good	-	Satisfactory	Teacher
14	Rajendrapur Project UPS	Good	Good	Good	Teacher
15	Pahimahura Nodal UPS	Satisfactory	Satisfactory	Satisfactory	Teacher
16	Sibabindha PS	Good	-	Satisfactory	Teacher
17	Dhamnagar Urdu PS	Satisfactory	-	Satisfactory	Anganwadi worker
18	Dhamnagar Feeder PS	Satisfactory	-	Satisfactory	Anganwadi worker
19	Bhagabanpur Nodal UPS	Satisfactory	Satisfactory	Satisfactory	Teacher
20	Chilapadi Project PS	Satisfactory	-	Satisfactory	Teacher
21	Dobal UPS	-	Good	Satisfactory	Teacher
22	Sapatatia Project PS	Good	-	Good	Teacher
23	Raghunathpur Project PS	Good	-	Good	Teacher
24	Talapada Nodal UPS	Good	Good	Good	Teacher
25	N.C. Feeder PS	Poor	-	Good	Teacher
26	N.C.High School	-	Good	Good	Teacher
27	Bhadrak Urdu PS	Poor	-	Good	Teacher
28	Mathasahi Nodal UPS	MDM not served	-	MDM not served	-
29	Salandi Colony PS	Satisfactory	-	Satisfactory	Teacher
30	Nangamahala Urdu PS	Poor	-	Quite satisfactory	Teacher
31	Popsing PS	poor	Good	Average	Teacher,TV
32	Hari Narayana Nodal UPS	Satisfactory	Satisfactory	Satisfactory	Teacher
33	Okara PS	Satisfactory	-	Satisfactory	Teacher, newspaper
34	Lenkasahi PS	Satisfactory	-	Average	Teacher
35	Bramhapur Nodal UPS	Good	Good	Quite satisfactory	Teacher
36	Miramahala Urdu PS	Poor	-	Satisfactory	Teacher
37	Khandatada Nodal UPS	Good	Good	Good	Block, NGO
38	Aharpada PS	Satisfactory	-	Satisfactory	CDPO
39	Kamalpur Urdu PUPS	Good	Good	satisfactory	Teacher
40	Podadihi Shridharpur PS	Poor	-	Satisfactory	Teacher

- *1) No. of schools where community has opined that quantity of MDM at primary level is very poor = 07
2) No. of schools where community has opined that quantity of MDM at upper primary level is poor = Nil
3) No. of schools where overall impression of community on MDM is average = 02

13. Inspection and Supervision:

Table 13.1: Schoolwise status on inspection and supervision of MDM programme by MDM officials since 1-4-11

Sl. No.	School name	Inspection/supervision done by State level officials		Inspection/supervision done by District level officials		Inspection/supervision done by Block level officials	
		No. of times done	Remarks given	No. of times done	Remarks given	No. of times done	Remarks given
1	Hasinpur PS	No	-	Yes (1)	No remark	Yes (1)	No remark
2	Ganijang Nodal UPS	No	-	No	-	Yes (1)	No remark
3	Khageswara M.E.S	No	-	Yes (1)	No remark	Yes (1)	No remark
4	Palasa PS	No	-	No	-	No	-
5	Alamanga PUPS	No	-	No	-	Yes (1)	No remark
6	Tillo PS	No	-	Yes (2)	Good	Yes (1)	No remark
7	Durgapur PS	No	-	No	-	Yes (9)	No remark
8	B.B. Das Nodal UPS	No	-	No	-	Yes	No remark
9	Bhagibindha Nodal UPS	Yes (3)	No remark	Yes (1)	No remark	Yes (5)	No remark
10	Karanji Gunupur Project UP	No	-	Yes (1)	Good	Yes (2)	No remark
11	Jalamanua Nodal UPS	No	-	No	-	Yes (3)	No remark
12	Padi Narayanpur PS	No	-	No	-	Yes(3)	No remark
13	Karanji PS	No	-	No	-	No	-
14	Rajendrapur Project UPS	No	-	Yes (1)	MDM Served regularly	Yes (14)	MDM Served regularly
15	Pahimahura Nodal UPS	No	-	Yes (1)	No remark	Yes (6)	No remark
16	Sibabindha PS	No	-	No	-	No	-
17	Dhamnagar Urdu PS	No	-	No	-	No	-
18	Dhamnagar Feeder PS	No	-	No	-	Yes (1)	No remark
19	Bhagabanpur Nodal UPS	No	-	No	-	Yes (1)	No remark
20	Chilapadi Project PS	No	-	No	-	Yes (1)	No remark
21	Dobal UPS	No	-	Yes (1)	MDM served daily	Yes (1)	MDM served daily
22	Sapakatia Project PS	No	-	No	-	Yes (1)	MDM Served regularly
23	Raghunathpur Project PS	No	-	No	-	Yes (1)	MDM Served regularly
24	Talapada Nodal UPS	No	-	Yes(1)	MDM Served regularly	Yes(2)	MDM Served regularly -
25	N.C. Feeder PS	No	-	No	-	No	-
26	N.C.High School	No	-	No	-	No	-
27	Bhadrak Urdu PS	No	-	No	-	No	-
28	Mathasahi Nodal UPS	No	-	No	-	No	-
29	Salandi Colony PS	No	-	No	-	Yes(2)	No remark
30	Nangamahala Urdu PS	No	-	No	-	Yes (1)	No remark
31	Popsing PS	No	-	No	-	Yes(6)	No remark
32	Hari Narayana Nodal UPS	No	-	No	-	Yes (12)	No remark
33	Okara PS	No	-	No	-	Yes (8)	Kitchen required
34	Lenkasahi PS	No	-	No	-	Yes (6)	No proper storage, availability of stock of rice
35	Bramhapur Nodal UPS	Yes (3)	No remark	Yes (1)	No remark	Yes (2)	No remark
36	Miramahala Urdu PS	No	-	No	-	No	-
37	Khandatada Nodal UPS	No	-	No	-	No	-
38	Aharpada PS	No	-	No	-	Yes(8)	No remark -
39	Kamalpur Urdu PUPS	No	-	No	-	No	-
40	Podadihi Shridharpur PS	No	-	No	-	Yes(1)	Proper storage, availability of food grain.

*1) No. of schools inspected/supervised by State level officials since 1-4-11 = 02

2) No. of schools where inspected/supervised by District level officials since 1-4-11 = 10

3) No. of schools where inspected/supervised by Block level officials since 1-4-11 = 28

14. Impact:

Table 14.1: Schoolwise opinion of parents, teachers and students on impact of MDM

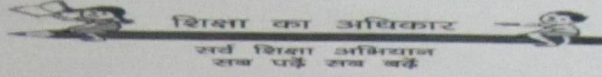
Sl. No.	School name	MDM has improved the enrollment and attendance of children	MDM has improved the general health of children	MDM has improved the nutritional status of children
1	Hasinpur PS	Yes	Yes	Yes
2	Ganijang Nodal UPS	Yes	Yes	Yes
3	Khageswara M.E.S	Yes	Yes	Yes
4	Palasa PS	Yes	Yes	Yes
5	Alamanga PUPS	Yes	Yes	Yes
6	Tillo PS	Yes	Yes	Yes
7	Durgapur PS	Yes	Yes	Cant say
8	B.B. Das Nodal UPS	No	No	Yes
9	Bhagibindha Nodal UPS	Yes	Yes	Yes
10	Karanji Gunupur Project UP	Yes	Yes	Yes
11	Jalamanua Nodal UPS	Yes	Yes	Yes
12	Padi Narayanpur PS	Yes	Yes	Yes
13	Karanji PS	Yes	Yes	Yes
14	Rajendrapur Project UPS	Yes	Yes	Yes
15	Pahimahura Nodal UPS	Yes	Yes	Yes
16	Sibabindha PS	Yes	Yes	Yes
17	Dhamnagar Urdu PS	Yes	Yes	No
18	Dhamnagar Feeder PS	Yes	Yes	Can't say
19	Bhagabanpur Nodal UPS	Yes	Yes	Yes
20	Chilapadi Project PS	Yes	Yes	No
21	Dobal UPS	Yes	Yes	Yes
22	Sapakatia Project PS	Yes	Yes	Yes
23	Raghunathpur Project PS	Yes	Yes	Yes
24	Talapada Nodal UPS	Yes	Yes	Yes
25	N.C. Feeder PS	Yes	Yes	Yes
26	N.C.High School	Yes	Yes	Yes
27	Bhadrak Urdu PS	Yes	Yes	Yes
28	Mathasahi Nodal UPS	No	No	No
29	Salandi Colony PS	Yes	Yes	Yes
30	Nangamahala Urdu PS	Yes	Yes	Yes
31	Popsing PS	Yes	Yes	Yes
32	Hari Narayana Nodal UPS	Yes	Yes	Yes
33	Okara PS	Yes	Yes	Yes
34	Lenkasahi PS	Yes	Yes	Yes
35	Bramhapur Nodal UPS	Yes	Yes	Yes
36	Miramahala Urdu PS	Yes	Yes	Yes
37	Khandatada Nodal UPS	Yes	Yes	Yes
38	Aharpada PS	Yes	Yes	Yes
39	Kamalpur Urdu PUPS	Yes	Yes	Yes
40	Podadihi Shridharpur PS	Yes	Yes	Yes

*1) No. of schools where parents, teachers and students have opined that MDM has improved students' enrollment and attendance = 38

2) No. of schools where parents, teachers and students have opined that MDM has improved general health of children = 38

3) No. of schools where parents, teachers and students have opined that MDM has improved nutritional status of children = 35

**DISTRICT PROJECT OFFICE,
SARVA SHIKSHA ABHIYAN, BHADRAK**



Letter No.: 1384

Date: 23/3/12

From

District Project Co-ordinator
SSA, Bhadrak

To

All the BRC Coordinators
SSA, Bhadrak

Sub: Monitoring of SSA & MDM activities during 2011-12----- regarding.

Sir,

In inviting a reference to the subject cited above, I am to inform you that the monitoring team of NKC Centre for Development Studies, Bhubaneswar (Monitoring Institute) shall visit to the selected 40 schools (copy enclosed) for data collection. You are requested to intimate the HM / SMC / MDM provider of the concerned schools to remain present during the date of their visit to school and co-operate in providing necessary data. You are also requested to intimate the matter at all CRC of your Block and do the needful at your end.

Yours faithfully

District Project Coordinator
SSA, Bhadrak

Memo. No. 1385 // Dated. 23/3/12 //

Copy submitted to Addl. Director (Planning), OPEPA for favour of kind information

District Project Coordinator
SSA, Bhadrak

✓ Memo. No. 1386 // Dated. 23/3/12 //

Copy submitted to the Nodal officer, NKCCDS (Monitoring SSA & MDM), Bhubaneswar for kind information & necessary action.

District Project Coordinator
SSA, Bhadrak

Memo. No. 1387 // Dated. 23/3/12 //

Copy submitted to P.A. to Collector, Bhadrak for favour of kind information of Collector

District Project Coordinator
SSA, Bhadrak

Memo. No. 1388 // Dated. 23/3/12 //

Copy to D.I. of schools, Bhadrak, I & II for information & necessary action

District Project Coordinator
SSA, Bhadrak

40 SAMPLE SCHOOLS FOR MONITORING OF SSA ACTIVITIES & MDM PROGRAMME IN BHADRAK
DISTRICT ON _____ BY NKC CENTRE FOR DEVELOPMENT STUDIES,
BHUBANESWAR (MONITORING INSTITUTE)

Sl. no.	Name of School	Name of the Block / ULB	Category	Date of Visit	Remark
1.	Hasinpur PS	Bonth Block		16-04-12	
2.	Ganijang Nodal UPS	Bonth Block	CAL	17-04-12	
3.	Khageswara M.E.S	Bonth Block		18-04-12	
4.	Palasa PS	Bonth Block		16-04-12	
5.	Alamanga PUPS	Bonth Block	Civil	17-04-12	
6.	Tillo PS	Bonth Block		18-04-12	
7.	Durgapur PS	Bonth Block		16-04-12	
8.	B.B. Das Nodal UPS	Bonth Block		17-04-12	
9.	Bhagibindha Nodal UPS	BhandariPokhari Block		18-04-12	
10.	Karanji Gunupur Project UP	BhandariPokhari Block		16-04-12	
11.	Jalamanua Nodal UPS	BhandariPokhari Block		17-04-12	
12.	Padi Narayanpur PS	BhandariPokhari Block		18-04-12	
13.	Karanji PS	BhandariPokhari Block		16-04-12	
14.	Rajendrapur Project UPS	BhandariPokhari Block		17-04-12	
15.	Pahimahura Nodal UPS	BhandariPokhari Block		18-04-12	
16.	Sibabindha PS	BhandariPokhari Block		16-04-12	
17.	Dhamnagar Urdu PS	Dhamnagar Block		09-04-12	Minority
18.	Dhamnagar Feeder PS	Dhamnagar Block		10-04-12	
19.	Bhagabanpur Nodal UPS	Dhamnagar Block		11-04-12	
20.	Chilapadi Project PS	Dhamnagar Block	Civil	12-04-12	
21.	Dobal UPS	Dhamnagar Block		09-04-12	
22.	Sapakatia Project PS	Dhamnagar Block		10-04-12	
23.	Raghunathpur Project PS	Dhamnagar Block		11-04-12	
24.	Talapada Nodal UPS	Dhamnagar Block		12-04-12	
25.	N.C. Feeder PS	Bhadrak MPL	CWSN	09-04-12	
26.	N.C.High School	Bhadrak MPL	KGBV	10-04-12	
27.	Bhadrak Urdu PS	Bhadrak MPL		11-04-12	Minority
28.	Mathasahi Nodal UPS	Bhadrak MPL	CAL	12-04-12	
29.	Salandi Colony PS	Bhadrak MPL		09-04-12	SC
30.	Nangamahala Urdu PS	Bhadrak MPL	NRSTC	10-04-12	Minority
31.	Popsing PS	Bhadrak MPL	NRSTC	11-04-12	SC,Minority
32.	Hari Narayana Nodal UPS	Bhadrak MPL	CWSN	12-04-12	
33.	Okara PS	Bhadrak Block	NRSTC	09-04-12	
34.	Lenkasahi PS	Bhadrak Block		10-04-12	
35.	Bramhapur Nodal UPS	Bhadrak Block	CAL	11-04-12	
36.	Miramahala Urdu PS	Bhadrak Block		12-04-12	Minority
37.	Khandatada Nodal UPS	Bhadrak Block		17-04-12	
38.	Aharpada PS	Bhadrak Block	CWSN	18-04-12	
39.	Kamalpur Urdu PUPS	Bhadrak Block		16-04-12	Minority
40.	Podadihi Shridharpur PS	Bhadrak Block		17-04-12	

*RSTC was not proposed in the Year 2011-12 & the district is not covered under NPEGEL.

Pracharya
Nodal Officer, NCDS
(Monitoring SSA & MDM Programme)
23/3/12

[Signature]
District Project Coordinator
SSA, Bhadrak

JAJPUR DISTRICT

Introduction:

Jajpur District is located in the central region of ODISHA State. It has 2677 number of schools covered under SSA (DISE 2009). The District office concerned with MDM scheme is located at Jajpur town. In order to implement MDM activities, District as well as Block level officials have been engaged. Besides, the teachers, SMC members and PRI members are also allowed to supervise the MDM scheme at school level. As per the MDM guidelines, rice is provided to the SHG/SMC who prepares and provides MDM purchasing dal, egg, mealmakers, vegetables and fuel. Each school is to get the cooking cost in advance every month and produce the expenditure statement along with vouchers to the Block office every month for release of the expenditure amount.

Procedure and criteria adopted for selection of sample schools:

As per the MoU and ToR, 40 schools have been identified in discussion with the DPO staffs of Sarva Shiksha Abhiyan of the District on 24-3-12 for monitoring of MDM activities at school level. The guidelines mentioned in the ToR have been followed for school selection. The 40 schools include 8 urban schools and 32 rural schools. The school wise details of criteria basing upon which the sample schools have been identified have been reflected in the DPO's **letter no. 1043 dtd. 24-3-12** placed at page **186**. Out of the 40 sample schools, 22 are primary schools (PS) and the rest upper primary schools (UPS). Each of the 40 sample schools has been visited by 01 of the members of the monitoring team who has spent 01 full day at the school to collect the MDM related data as per the format prescribed by the MHRD, GoI. The Nodal Officer has also visited one-third of the 40 sample schools as per the ToR. The data have been obtained by interacting with children, teachers, cook, helper, SHG/SMC/NGO providing MDM at school point and by observing the process of MDM preparation, storage and distribution. The data then have been cross-checked, cleaned and tabulated for analysis in respect of different aspects of the MDM scheme.

Mid-Day Meal Scheme:

(i)	Name of the Monitoring Institution	NCDS
(ii)	Period of the report	1-10-2011 to 31-03-2012
(iii)	Name of the District	JAJPUR
(iv)	Date of visit to the Districts/Schools	19-4-12 to 25-4-12

1.	<p><u>REGULARITY IN SERVING MEAL:</u> Whether the school is serving hot cooked meal daily? If there was interruption, what was the extent and reasons for the same?</p>	Students, Teachers & Parents																		
	<p>The MI has visited 40 schools and has found that hot cooked meal is served in every school. In only 19 of these schools since 1-9-11 provision of MDM has been stopped for some days (for school wise details, see Table 1.1 at page 168). Lack of rice stock, bad weather, flood and illness of Cook are the main causes for non-provision of MDM in these schools. The range of stoppage of MDM provision has a wide variation. Owing to rainfall or illness of Cook, MDM provision has been stopped for 01 day whereas due to lack of rice stock, MDM has not been provided for more than 15 days in some schools.</p>																			
2.	<p><u>TRENDS:</u> Extent of variation (As per school records vis-à-vis Actuals on the day of visit)</p> <table border="1"> <thead> <tr> <th>No.</th> <th>Details</th> <th>On the day of visit</th> </tr> </thead> <tbody> <tr> <td>i.</td> <td>Enrollment</td> <td>7130</td> </tr> <tr> <td>ii.</td> <td>No. of children opted for MDM</td> <td>7130</td> </tr> <tr> <td>iii.</td> <td>No. of children attending the school on the day of visit</td> <td>3440</td> </tr> <tr> <td>iv.</td> <td>No. of children availing MDM as per MDM Register</td> <td>3154</td> </tr> <tr> <td>v.</td> <td>No. of children actually availing MDM on the day of visit</td> <td>3234</td> </tr> </tbody> </table>	No.	Details	On the day of visit	i.	Enrollment	7130	ii.	No. of children opted for MDM	7130	iii.	No. of children attending the school on the day of visit	3440	iv.	No. of children availing MDM as per MDM Register	3154	v.	No. of children actually availing MDM on the day of visit	3234	<p>School level registers, MDM Registers Head Teachers, Schools level MDM functionaries / Observation of the monitoring team.</p>
	No.	Details	On the day of visit																	
i.	Enrollment	7130																		
ii.	No. of children opted for MDM	7130																		
iii.	No. of children attending the school on the day of visit	3440																		
iv.	No. of children availing MDM as per MDM Register	3154																		
v.	No. of children actually availing MDM on the day of visit	3234																		
<p>In the 40 sample schools, 7130 children had been enrolled and for all of them MDM provision has been made by the government. On the date of MI's visit to these schools, 3440 (48.2%) children had attended the schools. As per the MDM register, MDM has been cooked for 3154 (44.2%) children but 3234 (45.4%) children had taken MDM. In all 40 schools, many children had not attended the school on the day of visit of MI. The teachers could not say correctly the reasons for which those children had remained absent from school. There is neither any process nor any mechanism followed in each school and the District to record the reasons for non-attendance of the children. No systematic measure</p>																				

has been taken by the SMC to raise the percentage of attendance of children. Further, the District has not taken any step to identify the cases of double / fake enrollment and delete their names from the Students' Attendance Register. In our MDM report for the 2nd half year of 2010-11, the State had been requested to make a study on students' absenteeism and take appropriate measures but it appears that the District has not taken such steps.

In addition, 2.8% children who had attended the schools but had not taken MDM. These children belong to 10 schools (Table 2.1 at page 169). In Gariapur UGUPS, there is gross mismanagement of MDM. MDM register is not maintained by the SMC who provides MDM. In MPR, MDM consumption is shown as per the students' attendance whereas in reality many children who attend the school do not take MDM. They take home made food. On the day of MI's visit, only 101 (42.6%) out of the 237 enrolled children had attended the school and had taken MDM. But the SMC had cooked for about 100 children. MDM food grains were cooked for these 100 children but without proper measurement. Thus the SMC shows to have utilized MDM food grains in the MPR for all the enrolled children when for less than half of them the SMC had cooked MDM. This school needs to be investigated by the appropriate authority. In other 09 schools, only a few of the children attending the school have not consumed MDM for reasons like: (1) preference to eat at home, (2) liking to eat home made tiffins or available market foods.

REGULARITY IN DELIVERING FOOD GRAINS TO SCHOOL LEVEL:

20. Is school receiving food grain regularly? If there is delay in delivering food grains, what is the extent of delay and reasons for the same?

School level registers, MDM Registers, Head Teacher, School level MDM functionaries.

3.

Out of the 40 sample schools, 30 schools have received rice regularly since 1-9-11 (For school wise details, see Table 3.1 at page 170). In case of 10 schools the reason of delay is found to be either official or unknown to the functionaries. Extent of delay in receiving foodgrains is normally found to be within 01 to 03 months except one case of 05 to 10 days delay. Dal, vegetable, mealmaker and eggs are procured from local markets. There is only delay in supply of rice to all these schools.

21. Is buffer stock of one-month's requirement is maintained?

School level registers, MDM Registers, Head Teacher, School level MDM functionaries

There is a buffer stock of one month's requirement of rice in 28 out of the 40 sample schools (For school wise details see, Table 3.1).

	<p>(iii) Is the quantity of food grains supplied as per the marked / indicated weight?</p> <p>In 36 out of 40 sample schools, rice has been supplied less than the marked weight of the bag (i.e. 50kg). Rice has been received less up to an amount of 1 to 10 kg. per 50 kg. bag (for school wise details see Table 3.1). Except only 04 schools, the quantity of supplied food grains are not found to be as per the marked weight. The Block / District MDM officers have not taken appropriate measures to address this problem. The schools receiving less amount of rice complain that they are compelled to give signature on the receipt to have received 50 kg. of rice per bag. Further, teachers are compelled to receive the rice in some cases.</p> <p>(iv) Is the food grains delivered at the school?</p> <p>Rice is delivered at schools in 36 out of 40 sample schools. In case of 04 schools, rice is delivered at SHG house (For school wise details, see Table 3.1). In case of all these 04 schools, there is a kitchen-cum-store constructed with SSA / MDM fund but the rice is not delivered at school point. The District / Block MDM officers have not taken any step to ensure the delivery of rice at school point in these 04 schools.</p> <p>(v) Is the quality of food grain good?</p> <p>In 38 out of the 40 sample schools, the rice received has been of good quality. (For school wise details, see Table 3.2 at page 171). In Jayadurga UGUPS and Gopinath Jew Nodal UPS, the rice has been received sometimes with stones and barn.</p>
<p>4.</p> <p><u>REGULARITY IN DELIVERING COOKING COST TO SCHOOL LEVEL:</u></p> <p>➤ Is school receiving cooking cost in advance regularly? If there is delay in delivering cooking cost what is the extent of delay and reasons for it?</p>	<p>School level registers, MDM Registers, Head Teacher, School level MDM functionaries.</p> <p>Only 05 out of the 40 sample schools so far have received the cooking cost in advance regularly. The extent of delay of receiving the cooking cost ranges from 1 to 4 months. The main reasons of delay are noticed to be: (1) official delay, (2) voucher not submitted, and (3) revolving fund not been fully utilized (For school wise details, see Table 4.1 at page 172). For 22 schools, the Block office has not released the cooking cost in advance regularly despite receiving the Utilization Certificate every month from the schools owing to shortage of staff. Furthermore, to many schools the cooking cost advance has been released to their bank account with no written intimation for which months the advance has been released. Hence at school point, no record is available in respect of the months for which the cooking cost advance has been received. The Head Teachers have mentioned that they do not get any</p>

	letter from the Block Office / District Nodal Office of MDM mentioning the months for which the cooking cost advance has been released to their MDM bank account. In view of this, they face difficulty in maintaining the MDM accounts properly.	
	➤ In case of delay, how schools manage to ensure that there is no disruption in the feeding programme?	School level registers, MDM Registers, Head Teacher, School level MDM functionaries.
	In case of delay, the cooking cost is managed from SHG fund, the HM's own fund, schools revolving fund for MDM or SMC president's own fund (For school wise details, see Table 4.1 at page 172).	
	➤ Is cooking cost paid by Cash or through banking channel?	School level registers, MDM Registers, Head Teacher, School level MDM functionaries.
	The cooking cost has been received only through E-transfer in all schools. (For school wise details, see Table 4.1).	
5.	<u>SOCIAL EQUITY:</u> Did you observe any gender or caste or community discrimination in cooking or serving or seating arrangements?	Observations
	In all sample 40 schools, the MI has not noticed any discrimination in cooking, serving and sitting arrangement for MDM basing upon gender, caste or community (For school wise details, see Table 5.1 at page 174).	
6.	<u>VARIETY OF MENU:</u> ➤ Has the school displayed its weekly menu, and is it able to adhere to the menu displayed?	Observations and discussion with children teachers, parents, VEC members, Gram Panchayat members and cooks.
	38 out of the 40 sample schools have displayed their weekly menu at a visible place. This menu has been prepared by the State Government and strictly followed by 40 sample schools where MDM is prepared everyday as per the given weekly menu. (For school wise details, see Table 6.1 at page 175).	
	➤ Is there variety in the food served or is the same food served daily?	Observations and discussion with children teachers, parents, VEC members, Gram Panchayat members and cooks.
	In all of the 40 sample schools different food items are provided to children daily. The food items have been decided by the State Government keeping in view the nutritional requirement of the children.	
	➤ Does the daily menu include rice / wheat preparation, dal and vegetables?	Observations and discussion with children teachers, parents, VEC members, Gram Panchayat members and cooks.

	<p>In all 40 sample schools, the daily menu includes rice and vegetables every day. Dal is part of daily menu for 02 days a week in all schools. Wheat is not given at all (For school wise details, see Table 6.1).</p>	
7.	<p><u>QUALITY & QUANTITY OF MEAL:</u> Feedback from children on ➤ Quality of meal:</p>	<p>Observations of Investigation during MDM service</p>
	<p>In all 40 sample schools, children have appreciated the quality of rice whereas in 38 schools, children have appreciated the quality of curry or dal (For school wise details, see Table 7.1 at page 176). In Gopinath Jew NUPS, the children have not liked the taste of soyabin curry. In Narasinghpur PS, the children have also not liked the taste of soyabin curry.</p>	
	<p>➤ Quantity of meal:</p>	<p>Observations of Investigation during MDM service</p>
	<p>In all of the 40 sample schools, children have appreciated the quantity of dal / curry but in 38 schools, they have appreciated the quantity of rice served to them (For schoolwise status see Table 7.1). In Adarani Girl's PS and San Dogada PS, less quantity of rice is served.</p>	
	<p>c) {If children were not happy Please give reasons and suggestions to improve.}</p>	<p>Observations of Investigation during MDM service</p>
<p>See description of items 7 (a) and (b) above.</p>		
8.	<p><u>SUPPLEMENTARY:</u> ➤ Is there school Health Card maintained for each child?</p>	<p>Teachers, Students, School Record</p>
	<p>In none out of the 40 sample schools, health card is available for the children (For school wise details, see Table 8.1 at page 177). Health check up programme has not been conducted at all since 1-4-11 for the children.</p>	
	<p>(ii) No. of times health check up of children done since 1-4-2011.</p>	
	<p>Health check up of children has not been done in all 40 schools since 1-4-2011. (for school wise details, see Table 8.1).</p>	
	<p>(iii) Whether children are given micronutrients (Iron, folic acid, vitamin – A dosage) and de-worming medicine periodically?</p>	<p>Teachers, Students, School Record</p>
	<p>In none of the 40 sample schools, iron tablets, de-worming tablets and Vitamin A tablets have been given at all since 1-4-11 (Table 8.1, page 177).</p>	
	<p>(iv) Who administers these medicines and at what frequency?</p>	<p>Teachers, Students, School Record</p>
<p>The medicines have not been provided to the children.</p>		
<p>(v) No. of times these medicines have been given since 1-4-2011.</p>		

	Medicines have not been given to all 40 schools since 1-4-11. (Table 8.1)	
9.	STATUS OF COOKS: ➤ Who cooks and serves the meal? (Cook/helper appointed by the Department or Self Help Group, or NGO or Contractor)	Observations and discussion with children teachers, parents, VEC members, Gram Panchayat members and cooks.
	Out of the 40 sample schools, Cook and Helper have been engaged by SHG in 07 schools and in 33 schools by SMC (For school wise details, see Table 9.1 at page 178).	
	(ii) Is the number of Cooks and Helpers engaged as per Govt. of India norms?	Observations and discussion with children teachers, parents, VEC members, Gram Panchayat members and cooks.
	As per the Government of India norms (vide, Lr. F. No. 5-1 / 2010-MDM-2-1 Govt. of India, MHRD, Department of school and Mass Education and Literacy, MDM Division Dt: 30-04-2010), 01 cook-cum-helper shall be engaged to a school up to 25 students. 02 cook-cum-helpers for schools having 26 to 100 students. And 01 additional Cook-cum-Helper is to be engaged for every addition of 100 students.	
	This norm is not followed in Odisha. On the other hand, irrespective of the student strength, a school has 01 Cook and 01 or 02 helpers (For school wise details, see Table 9.1 at page 178). However, out of the 40 sample schools, only 13 schools have the required number of Cook and Helper as per the GoI norm (For school wise details, see Table 9.1).	
	(iii)What is remuneration paid to cooks/helpers?	Observations and discussion with children teachers, parents, VEC members, Gram Panchayat members and cooks.
The Cook is paid Rs.600/- per month and the Helper is paid Rs.400/- per month in all sample schools. (For school wise details, see Table 9.1). As per the State Govt's commitment in the 2011 PAB meeting, the Cook/Helper is to get Rs 1000/- per month and the state has recently taken a decision to provide it.		
(iv) Are the remuneration paid to cooks/helpers regularly?	Observations and discussion with children teachers, parents, VEC members, Gram Panchayat members and cooks.	

	<p>In 15 out of the 40 sample schools the Cooks and Helpers are getting their remuneration regularly. In 07 schools, they have got their remunerations with a delay of 06 months. In case of 04 schools, passbook was not available and in 12 schools the available passbook does not maintain the correct information on remuneration details (For school wise details, see Table 9.1). It goes against the current MDM rules of the State which says that the Cook and Helper will get their remuneration every month regularly. It was observed that the District/Block office for MDM does not inform in writing the number of months for which salary was released. The Cook and Helper in some schools have got no letter relating to the months for which they have got their salary. They have received the salary in their passbook but do not know for which months they have got it. In 06 schools, bank account has not been opened by the Cook and Helper.</p>	
	<p>(v) Social Composition of cooks /helpers? (SC/ST/OBE/Minority)</p>	<p>Observations and discussion with children teachers, parents, VEC members, Gram Panchayat members and cooks.</p>
	<p>In 24 out of the sample 40 schools, the Cook belongs to SC/ ST/ OBC/ minority community. In 28 schools, the Helper belongs to SC/ST/OBC/minority community (For school wise details, see Table 9.1). Thus employment facility is given to the backward communities on priority.</p>	
<p>10.</p>	<p><u>INFRASTRUCTURE:</u> 1) Is a pucca kitchen shed-cum-store: <u>(u) Constructed and in use</u> <u>(v) Constructed but not in use under</u> <u>(w) Under construction</u> <u>(x) Sanctioned, but constructed not started</u> <u>(y) Not sanctioned</u> Any other (specify)</p>	<p>School records, discussion with head teacher, teacher, VEC, Gram Panchayat members.</p>
	<p>All 40 sample schools have got the sanction of pucca kitchen shed-cum-store. In 07 schools, the pucca kitchen shed-cum-store that has been constructed is in use for both cooking and storing. In 17 schools, it is constructed but not in use for cooking. In 20 schools it is constructed but is not used for storing. In 02 schools, the pucca kitchen-cum store is under construction whereas in 04 schools it is sanctioned but the construction work has not yet been started (For school wise details, see Table 10.1 at page 179).</p>	
	<p>2. Construction grant received under which scheme?</p>	
	<p>All the schools who have got the sanction for constructing the kitchen-cum-store have got it under the MDM or SSA scheme (For school wise details, see Table 10.1).</p>	
	<p>3. Reason for not using the constructed kitchen-cum-store for cooking and storing</p>	

	<p>The constructed kitchen-cum-store is not used for cooking because of space shortage (05 schools); smoke/ventilation problem (03 schools); kitchen used as classroom/office/store (02 schools), no provision for hearth (04 schools).and for other reasons (03 schools). Further, the same is not used for storing because of space shortage (10 schools), fear of theft (03 schools), used as classroom / office (01 school) and other reasons (03 schools) (For schools wise details, see Table 10.1). The MI has observed that the kitchen constructed out of Rs. 60,000/- is of very small size. The cooking space available is further reduced because cooking slab has been made and is not used for cooking, Gas Chulla is not provided. MDM is cooked in a hearth. The kitchen is not made suitable for hearth based cooking and hence is not used for cooking in many schools especially with a higher students strength.</p>	
11.	<p>In case the pucca kitchen shed is not available, where is the food being cooked and where are the food grains/other ingredients being stored.</p>	<p>Discussion with head teacher, teacher, VEC, Gram Panchayat members, Observation</p>
	<p>There are 22 out of the 40 sample schools where pucca kitchen is not used for cooking MDM. Out of these, in 04 schools, MDM is cooked in school verandah. In case of 11 schools, it is cooked in an asbestos/tin/tile roofed house. In 06 schools alternative place of cooking is an open space and in 01 school, the kitchen is a thatched house. For all of these 26 schools, Rs.60, 000/- has been sanctioned for construction of kitchen-cum-store and in 20 of them, Kitchen-cum-store has been constructed, but it is not used for storing. Similarly, for all of the 22 schools, Rs.60, 000/- has been sanctioned for construction of kitchen-cum-store and in 16 of them, Kitchen-cum-store has been constructed, yet it is not used for cooking.</p> <p>There are 26 schools where MDM is not stored in a pucca kitchen-cum-store. In 22 schools, food grains are stored in HM's room / classroom / unused room of school/MCS room / temple's meeting room / CRC room. In 04 schools, SHG house is the alternative place of storing (For school wise details, see Table 10.2 at page 180).</p>	
12.	<p>Whether potable water is available for cooking and drinking purpose?</p>	<p>Discussion with head teacher, teacher, VEC, Gram Panchayat members, Observation</p>
	<p>In 38 sample schools, potable water is available for cooking and drinking purpose (For school wise details, see Table 10.2).</p>	
13.	<p>Whether utensils used for kind food are adequate?</p>	<p>Teachers/Organizer of MDM Programme</p>
	<p>In only 11 out of 40 sample schools, adequate utensils are available for cooking MDM (For school wise details, see Table 10.2)</p>	
14.	<p>What is the kind of fuel used? (Gas based/firewood etc.)</p>	<p>Observation</p>
	<p>In all 40 sample schools except 02, firewood is used as fuel. (For school wise details, see Table 10.2). Gas is used as fuel in 02 schools.</p>	

15.	<u>SAFETY & HYGIENE:</u> 22. General Impression of the environment, Safety and hygiene:	Observation
	In 39 out of the 40 sample schools, clean and safe environment exists (For school wise details, see Table 11.1 at page 181). Every day the school campus and classrooms are cleaned by the students before the children go for a prayer. The same practice is not maintained at Syamdaspur PS and hence the campus was not clean.	
	ii. Are children encouraged to wash hands before and after eating	observation
	In 34 out of 40 sample schools, children are encouraged by the teachers to wash hands using soap and water both before and after eating MDM. (For school wise details, see Table 11.1). In many schools, the Health Minister/Food Minister of the school cabinet guides the children to use soap to wash hands and utensils.	
	iii. Do the children partake meals in an orderly manner?	observation
	In 37 out of the 40 sample schools children are seen to partake MDM in an orderly manner (Table 11.1). The orderliness is managed by teachers and the school cabinet formed by the children. In 02 schools, MDM was not served owing to examination.	
	iv. Conservation of water?	Observation
	In 31 out of the 40 sample schools, children are found to conserve water while washing hands and utensils (For school wise details, see Table 11.1).	
1. Is the cooking process and storage of fuel safe, not posing any fire hazard?	observation	
In all 40 sample schools, cooking process and storage of fuel are found to be safe from any fire hazard (Table 11.1).		
16.	COMMUNITY PARTICIPATION: 1) Extent of participation by Parents/ VECs /Panchayats /Urban bodies in daily supervision, monitoring, participation	Discussion with head teacher, teacher, VEC, Gram Panchayat members
	In all 40 sample schools, parents supervise and monitor the MDM (everyday in 06 schools and occasionally in the rest 34 schools). In 39 out of the 40 sample schools SMC have supervised and monitored MDM (everyday in 18 schools & occasionally in 21 schools). 01 school does not have SMC. PRI/ULB have supervised and monitored MDM in 36 schools and have not at all supervised MDM in 04 schools (For schools wise details, see Table 12.1, page 182).	
	2) Any roster maintained by community for supervision of MDM?	
	In all 40 schools roster is not maintained for supervising MDM. (Table 12.1).	
3) (a) opinion of community on quantity of MDM per child at primary level		

	<p>In 08 of 40 sample schools, the community has opined that the quantity of MDM per child at primary level is poor (For school wise details, see Table 12.2).</p>	
	<p>(b) Opinion of community on quantity of MDM per child at upper primary level.</p>	
	<p>In none of the 18 sample Upper Primary schools, the community has opined that the quantity of MDM per child at upper primary level is poor in respect of dal (For school wise details, see Table 12.2 at page 183).</p>	
	<p>(c) Overall impression of MDM programme.</p>	
	<p>In none of the 40 sample schools, the overall impression of community on MDM is average (Table 12.2). Community has appreciated the weekly menu and the policy of providing hot cooked meal everyday.</p>	
	<p>(d) From where do you know about MDM.</p>	
	<p>The community has known about MDM from various sources like TV, news paper, Block Officials and teacher. (For school wise details, see Table 12.2).</p>	
	<p>INSPECTION & SUPERVISION</p> <p>Has the mid day meal programme been inspected by any state/district/block level officers/officials?</p>	<p>School records, discussion with head teacher, teachers, VEC, Gram Panchayat members</p>
17.	<p>Since 01-04-11, in 31 schools the Block level officers have inspected the MDM programme. The State level officers and District level officers have visited no and 08 schools respectively (For school wise details, see Table 13.1 at page 184). In 12 cases, these officers have given written remarks regarding MDM. The MDM supervision is inadequate in absence of Cluster Level Nodal Officers for MDM. The Block Level Nodal Officer for MDM is the SI of schools. The District Level Nodal Officer is the DI of schools, Both of them do not find enough time for regular supervision of MDM at school point. The state has not engaged the CRCCs as the Cluster Nodal Officers for MDM, and hence they do not supervise MDM during their visits to schools in an exhaustive manner.</p>	
	<p>IMPACT</p> <p>Has the mid day meal improved the enrollment, attendance of children in school, general well being (nutritional status) of children? Is there any other incidental benefits due to serving cooked meal in schools.</p>	<p>School records, discussion with head teacher, teachers, students, VEC, Gram Panchayat members.</p>
18.	<p>In 36 out of 40 sample schools, parents, teachers and students have opined that MDM has improved students' enrollment and attendance. In 34 schools they have opined that MDM has improved general health of children. In 27 schools they have opined that MDM has improved nutritional status of children (For school wise details, see Table 14.1 at page 185).</p>	

19.	OTHER OBSERVATIONS:
	<ol style="list-style-type: none"> <li data-bbox="248 208 1409 293">1. School teacher of Bahabalpur UGUPS is involved in procurement and management of MDM. <li data-bbox="248 315 1445 405">2. MDM management responsibility is given to the SMC but the school teachers purchase the vegetables, dal, egg and grocery items for MDM provision in Izapur PS. <li data-bbox="248 427 1445 685">3. At Mahavir Chhak PS also, SMC has taken the responsibility of providing and managing the MDM. However, the Head Teacher is found to procure vegetables, dal and other grocery items for MDM. Further, vegetable, dal and rice are cooked in less quantity than the prescribed menu. There is a need to make special investigation of MDM mismanagement in Mahavir Chhak School. <li data-bbox="248 707 1445 954">4. Odisha State has not appointed Cluster Level Nodal Officer for MDM who can supervise the schools everyday. The SI of schools in addition to its own job responsibilities has been engaged as the Block Level Nodal Officer for MDM. Beause of shortage of time, he is unable to supervise the 100-150 schools coming under his jurisdiction every month.

Major Issues:

1. Issue of non-provision of MDM on working days.

- Limited only to 19 (47.5%) out of 40 sample schools.
- Reasons are rice shortage, bad weather, illness of Cook.

2. Issue of large number (52%) of the enrolled children not coming to school and hence unable to take MDM.

- Some children are either long absentees or have not at all come to school since 1-4-11.
- The reason may be fake enrollment or enrollment in more than one school.
- After annual Examination, some children are not coming to school regularly.

3. Issues of children (3%) denying to take MDM although have attended the school.

- The reasons are many: (1) children going to home to take food; (2) children not eating owing to lack of utensils and (3) children eating home-made tiffin or snacks purchased from market.

4. Issue of cooked MDM food items not consumed by some (1.6%) children, although MDM has been cooked for them.

- The quantum of such children has been found only in 14 out of the 40 sample schools.
- The reason is the lack of attempt to count before cooking MDM, the number of children who would not take MDM and not to cook MDM for them.

5. Issue of not releasing cooking cost in advance regularly

- No school has got the cooking cost in advance regularly every month.
- The reasons are: (1) delayed or no submission of vouchers and expenditure statement by SHG/SMC to the Block office, and (2) delay by the Block Officers to release the cooking cost in advance every month.

6. Issue of engaging Head Teachers in managing MDM

The Head Teachers in some schools are compelled under the following circumstances to procure and manage MDM.

- SMC members take plea that they do not have time to manage MDM but urge that children should get MDM everyday and request the Head Teachers to manage MDM.
- In the event of delay in payment of advance cooking cost, some SHGs are not willing to manage MDM utilizing their own fund.

- 7. Less and irregular payment of remuneration to Cook and Helper.**
 - Cooks and Helpers of all schools are paid much less than the Government of India norm and are not regularly paid every month.

- 8. Issue of no health check up and no provision of Vit A, iron tablets and de-worming tablets.**
 - Health check up has been done in a very limited schools. Vit. A, iron tablets and de-worming tablets are not given to needy children regularly.

- 9. Issue of no use of pucca kitchen shed-cum-store.**
 - In 22 schools, pucca kitchen shed is not used for cooking MDM purposes. The reasons are varied from school to school but the main two of them are space shortage and smoke problem.
 - In 26 schools, pucca store shed is not used for storing the MDM materials because of reasons like fear of theft, space shortage etc.

- 10. Issue of inadequate availability of cooking utensils.**
 - Three-fourth of the sample schools face difficulty in cooking and serving MDM due to inadequate availability of cooking utensils.

- 11. Issue of lack of supervision and monitoring of MDM**
 - The management of MDM is not properly monitored and supervised by the concerned officers at all levels and this has yielded gross mismanagement of MDM. Food grains are supplied less than the weighted amount. Food grains are not timely supplied. MDM is cooked for children who do not eat it. The constructed pucca kitchen shed-cum-store is not utilized for cooking and storing. Cook and Helper do not receive their remuneration regularly every month. Cooking cost advance is not released to school regularly every month.

- 12. Issue of lack of proper weighing system for measuring the weight of food grains and vegetables and the weight of children.**
 - In none of the 40 sample schools, weight of children is measured to know their nutritional status. Similarly, the weight of food grains and vegetables is not accurately measured. It is roughly assessed.

Suggestions:

- 1.** Rice stock availability at school be recorded every month and accordingly the required amount of rice be supplied with only 01 month of buffer stock.
- 2.** Physical verification of the enrolled children at every school be made and the cases of fake/multiple enrollment be identified and quashed out.
- 3.** Eating utensils be made available at each school. MDM food items be made more tasty with provision of more quantum of dal and vegetables per child per day. School gate may be closed during recess hours and children be motivated to eat MDM together with other children. Neat and clean dinning space be provided so that the children will like to eat in a safe place throughout the year. Each school be provided with a pucca dinning hall having vitrified tiled floor, sitting space as per enrollment strength, safe drinking water facility and facility for washing utensils and hands with soap and water.
- 4.** Each school be instructed to identify, at morning prayer class every day, the children who would opt for taking MDM and MDM be cooked only for them.
- 5.** The Head Teachers, SHGs and SMCs may be given onsite support relating to timely submission of vouchers and expenditure statement to the Block Office. Adequate supporting staff may be provided to facilitate the Block office in releasing the advance cooking cost regularly by the 1st week of every month.
- 6.** Fuel cost for a primary student be made same as that for an upper primary student. Keeping in view, the present market price of firewood, the fuel cost may be revised by the appropriate authority.
- 7.** The government officers like BDO/DI/SI of schools may be made accountable for giving any verbal instruction to the Head Teachers not to stop provision of MDM at any cost and thus compelling them to manage MDM.

8. No Head Teacher/ teacher be made accountable for any kind of discrepancy or stoppage in the management or procurement of MDM.
9. The roles of SMC, SHG and teachers relating to MDM management be displayed in flex board in a visible place in school for generating awareness as well as transparency of MDM rules.
10. Each Cook/ Helper be posted as Cook-cum-Helper and be paid Rs.1000/- per month as remuneration. The Govt. of India norm relating to posting of the number of Cook-cum-Helper as per the student strength of school be adopted soon.
11. The State should take steps to cover all elementary schools under the NRHM scheme for regular health check up and provision of vit. A, iron and de-worming tablets to children.
12. For each kitchen shed-cum-store, a chimney may be constructed for release of smoke. Shelves may be prepared for storage of food grains and fire wood inside the kitchen shed-cum-store using the maintenance grant. In case of schools having more than 100 children, additional grant may be given for construction of 01/ 02 more pucca kitchen shed-cum-stores depending upon the enrollment strength of the school.
13. Schools having inadequate cooking utensils may be given some grant to procure the required cooking utensils.
14. The supervision and monitoring system needs to be strengthened with documentation of feedback data received by the supervisory and monitoring officers in prescribed formats.
15. Each school may be provided with a digital weighing machine for utilizing it to weigh the food grains/vegetables to be used for cooking and also to take weight measurement of the children to assess their nutritional status.
16. Each school may be given a separate grant to purchase steel-made storage bins to keep the food grains in safe custody. This may be released depending upon the enrollment strength of school.

17. Each school may be given a separate grant for purchasing eating utensils like steel-made tray and glass for the students as per the enrollment strength of school.

JAJPUR TABLES

1. Regularity in Serving Meal:

Table 1.1: Schoolwise status on regularity in serving meal since 1-9-11

Sl. No.	School name	Hot cooked meal served daily	If no, what is served?	Period of school days (total no.) when meal was not served	Reasons for not serving hot cooked meal
1	Jaraka PS	Yes	-	Nil	-
2	Radhakrishna Nodal UPS	Yes	-	Nil	-
3	Bapuji Nodal UPS Gopalpur	Yes	-	Nil	-
4	Neulpur Nodal UPS	Yes	-	8-2-12 to 10-2-12, 13-2-12, 15-2-12 to 18-2-12, 20-2-12 to 25-2-12 (14 days)	Bad weather
5	Anantagopala Nodal UPS Nakpole	Yes	-	25-11-11,26-11-11, 30-11-11 (3 days)	Lack of rice stock
6	Nilakanthapur Project UPS	Yes	-	26-9-11 (1 day)	Bad weather
7	Bamphu Mangarajpur Nodal UPS	Yes	-	23-8-11 to 5-9-11 (11 days)	Lack of rice stock
8	Amareswari Nodal UPS	Yes	-	18-1-12 to 22-2-12 (26 days)	Lack of rice stock
9	Dharmasala PS	Yes	-	Nil	-
10	Badamangalpur PS	Yes	-	3-9-11 (1 day)	Rainfall
11	Kantigadia PS	Yes	-	28-10-11, 29-10-11, 21-12-11 to 23-12-11, 2-1-12 to 7-1-12, 9-1-12 to 13-1-12, 29-3-12 to 31-3-12 (19 days) 31-10-11 (1 day) →	Lack of rice stock Illness of Cook
12	Deuli PS	Yes	-	Nil	-
13	Gariapur UGUPS	Yes	-	Nil	-
14	Harisamant Nodal UPS	Yes	-	Nil	-
15	Mahavir Chhaka PS	Yes	-	Nil	-
16	Baidyarajpur Nodal UPS	Yes	-	Nil	-
17	Bahabalpur Nodal UPS	Yes	-	11-1-12 (1 day)	Rainfall
18	Narasinghpur PS	Yes	-	Nil	-
19	Praharajpur PS	Yes	-	Nil	-
20	Jayadurga UGUPS	Yes	-	Nil	-
21	Sanakhujala UGUPS	Yes	-	26-9-11 to 28-9-11, 1-10-11 to 31-10-11 (18 days)	Cook and helper not appointed
22	Sujanpur PS	Yes	-	Nil	-
23	Syamdaspur PS	Yes	-	2-4-12 to 5-4-12 (4 days)	Illness of Cook / Helper
24	Kujhala PS	Yes	-	10-2-12 → (1 day) 23-9-11 to 26-9-11 → (2 days)	Illness of Cook Due to high flood
25	Upparbaruan PS	Yes	-	26-9-11 to 28-9-11 (3 days)	High flood
26	Swapaneswarpur PS	Yes	-	6-8-11 (1 day) → 20-8-11 (1 day) →	Illness of Cook Rain fall
27	Kabirpur Practicing PS	Yes	-	15-2-12, 16-2-12, 18-2-12, 21-2-12 to 23-2-12 (6 days)	Lack of fuel / shortage of cooking cost
28	Pandia Gopinathpur PS	Yes	-	15 August-2011 to 24 October-2011 (50 days)	Lack of rice stock
29	Adarani Girl's PS	Yes	-	2-12-11, 3-12-11 (2 days) → 15-8-11,5-9-11 (2 day) → 24-9-11 to 31-9-11, 24-1-12 (6 days) → 30-1-12,17-3-12 to 25-3-12 (7 days) →	Training of Cook and Helper Independence & teacher's day Flood & rain fall Low attendance
30	R.C.High School	Yes	-	MDM register not available	-
31	L.C Nodal UPS	Yes	-	17-4-12 to 129-4-12 (3 days) →	HSC Exam centre
32	Gopinath Jew Nodal UPS	Yes	-	21-3-12 to 2-4-12 → (11 days)	Due to SHG dispute
33	Rameswar PS	Yes	-	Nil	-
34	San Dogada PS	Yes	-	Nil	-
35	K.C.Jena Nodal UPS	Yes	-	Nil	-
36	Siba Prasad PS	Yes	-	Nil	-
37	Talia Majhisahi PS	Yes	-	Nil	-
38	Ezapur PS	Yes	-	Nil	-
39	Chitalo Nodal UPS	Yes	-	24-9-11, 29-10-11 (2 days) → 26-11-11 (1 day) →	Non availability of egg Illness of cook
40	Hatibari Nodal UPS	Yes	-	Nil	-

*1) No. of schools that served MDM with interruption = 19

2. Trends:

Table 2.1: Schoolwise status on trends of MDM consumption

Sl. No.	School name	No. of children enrolled	No. of children opted for MDM	No. of children attended school on visit day of MI	No. of children availed MDM as per MDM Register	No. of children actually availed MDM on visit day of MI	No. of children availed MDM on the day previous to the visit day of MI
1	Jaraka PS	118	118	77	77	77	85
2	Radhakrishna Nodal UPS	303	303	40	37	37	Exam centre
3	Bapuji Nodal UPS Gopalpur	177	177	144	144	144	157
4	Neulpur Nodal UPS	369	369	112	112	112	306
5	Anantagopala Nodal UPS Nakpole	253	253	205	205	205	197
6	Nilakanthapur Project UPS	152	152	110	110	110	125
7	Bamphu Mangarajpur Nodal UPS	285	285	219	219	219	244
8	Amareswari Nodal UPS	210	210	69	69	69	143
9	Dharmasala PS	185	185	77	77	77	133
10	Badamangalpur PS	115	115	74	74	70	92
11	Kantigadia PS	214	214	110	110	115	149
12	Deuli PS	67	67	35	35	35	48
13	Gariapur UGUPS	342	342	237	Register not maintained	101	Register not maintained
14	Harisamant Nodal UPS	205	205	118	118	118	185
15	Mahavir Chhaka PS	92	92	52	52	52	65
16	Baidyarajpur Nodal UPS	195	195	103	103	103	179
17	Bahabalpur Nodal UPS	211	211	113	70	72	128
18	Narasinghpur PS	76	76	63	60	60	65
19	Praharajpur PS	58	58	40	40	40	58
20	Jayadurga UGUPS	201	201	170	170	170	140
21	Sanakhujala UGUPS	449	449	160	160	160	294
22	Sujanpur PS	122	122	72	72	72	85
23	Syamdaspur PS	63	63	25	25	25	29
24	Kujhala PS	81	81	57	57	57	72
25	Upparbaruan PS	92	92	31	31	24	46
26	Swapaneswarpur PS	79	79	36	36	28	30
27	Kabirpur Practicing PS	123	123	57	57	57	71
28	Pandia Gopinathpur PS	68	68	42	42	42	47
29	Adarani Girl's PS	69	69	28	28	27	40
30	R.C.High School	301	301	MDM stopped due to HSC exam	MDM stopped due to HSC exam	MDM stopped due to HSC exam	MDM stopped due to HSC exam
31	L.C Nodal UPS	327	327	MDM stopped due to HSC exam	MDM stopped due to HSC exam	MDM stopped due to HSC exam	MDM stopped due to HSC exam
32	Gopinath Jew Nodal UPS	244	244	146	146	137	214
33	Rameswar PS	36	36	22	22	22	28
34	San Dogada PS	41	41	34	34	40	33
35	K.C. Jena Nodal UPS	307	307	156	156	156	253
36	Siba Prasad PS	141	141	64	64	64	94
37	Talia Majhisahi PS	43	43	31	31	31	33
38	Ezapur PS	103	103	78	78	73	84
39	Chitalo Nodal UPS	166	166	108	108	108	115
40	Hatibari Nodal UPS	447	447	125	125	125	350
	Total =	7130	7130	3440	3154	3234	4417

*1) % of children attended school = 48.2

2) % of children availed MDM as per MDM register on visit day of MI= 44.2

3) % of children actually availed MDM on visit day of MI= 45.4

3. Regularity in Delivering Food Grains to School Level:

Table 3.1: Schoolwise status on delivery of food gains

Sl. No.	School name	Receiv g food grains regularl y	Extent of delay in receiving food grains	Reasons of delay	Buffer stock of one month's need is kept	Quantity of food grains supplied as per the marked weight	Approxim ate kg. less supply per 50 kg. bag Rice	Food grain is delivered at
1	Jaraka PS	Yes	-	-	Yes	No	2 kg.	School
2	Radhakrishna Nodal UPS	Yes	-	-	Yes	No	5 kg.	School
3	Bapuji Nodal UPS Gopalpur	Yes	-	-	Yes	No	1 kg.	School
4	Neulpur Nodal UPS	Yes	-	-	Yes	No	5 kg.	School
5	Anantagopala Nodal UPS Nakpole	Yes	-	-	Yes	No	5 kg.	School
6	Nilakanthapur Project UPS	Yes	-	-	Yes	No	5 kg.	School
7	Bamphu Mangarajpur Nodal UPS	No	45 days	Official delay	Yes	No	5 kg.	School
8	Amareswari Nodal UPS	No	40 days	Can't say	No	No	3-5 kg.	SHG house
9	Dharmasala PS	No	2 months	Official delay	Yes	No	5 kg.	SHG house
10	Badamangalpur PS	Yes	-	-	Yes	No	5 kg.	School
11	Kantigadia PS	No	5-10 days	Can't say	Yes	Yes	-	School
12	Deuli PS	Yes	-	-	Yes	No	4 kg.	School
13	Gariapur UGUPS	Yes	-	-	No	Yes	-	School
14	Harisamant Nodal UPS	No	1 month	Official delay	Yes	No	5 kg.	School
15	Mahavir Chhaka PS	Yes	-	-	No	No	2-3 kg.	School
16	Baidyarajpur Nodal UPS	Yes	-	-	No	No	4-5 kg.	School
17	Bahabalpur Nodal UPS	No	1 month	Stock available	Yes	Yes	-	School
18	Narasinghpur PS	Yes	-	-	No	No	2-3 kg.	School
19	Praharajpur PS	Yes	-	-	Yes	No	2-5 kg.	School
20	Jayadurga UGUPS	Yes	-	-	No	Yes	-	School
21	Sanakhujala UGUPS	Yes	-	-	Yes	No	8 kg.	School
22	Sujanpur PS	Yes	-	-	Yes	No	2-3 kg.	School
23	Syamdasapur PS	Yes	-	-	Yes	No	2 kg.	School
24	Kujhala PS	Yes	-	-	Yes	No	7 kg.	SHG house
25	Upparbaruan PS	Yes	-	-	No	No	6 kg	School
26	Swapaneswarapur PS	Yes	-	-	Yes	No	5 kg.	School
27	Kabirpur Practicing PS	Yes	-	-	Yes	No	6 Kg	School
28	Pandia Gopinathpur PS	No	2 months	Official delay	Yes	No	5-7 kg.	School
29	Adarani Girl's PS	Yes	-	-	Yes	No	9 Kg	SHG house
30	R.C.High School	Yes	-	-	Yes	No	10 kg	School
31	L.C Nodal UPS	Yes	-	-	No	No	2 kg.	School
32	Gopinath Jew Nodal UPS	Yes	-	-	No	No	6 Kg	School
33	Rameswar PS	No	2 months	Can't say	No	No	3-4 Kg	School
34	San Dogada PS	Yes	-	-	Yes	No	10 Kg	School
35	K.C.Jena Nodal UPS	No	1 month	Official delay	Yes	No	5 kg	School
36	Siba Prasad PS	No	1 month	Official delay	No	No	4-5 kg.	School
37	Talia Majhisahi PS	Yes	-	-	Yes	No	7-8 kg	School
38	Ezapur PS	Yes	-	-	No	No	7 kg	School
39	Chitalo Nodal UPS	Yes	-	-	Yes	No	7 kg	School
40	Hatibari Nodal UPS	Yes	-	-	Yes	No	5 kg	School

*1) No. of schools getting food grains regularly= 30

3) No. of schools getting less supply of food grains= 36

5) No. of schools receiving food grains at school point= 36

2) No. of schools having 01 month's extra food grains = 28

4) Amount of rice less received per 50 kg. bag = 1 kg. to 10 kg.

Table 3.2: Schoolwise status on quality of food gains received

Sl. No.	School name	Quality of food grains received is good	Nature of defect seen in quality of food grains
			Rice
1	Jaraka PS	Good	-
2	Radhakrishna Nodal UPS	Good	-
3	Bapuji Nodal UPS Gopalpur	Good	-
4	Neulpur Nodal UPS	Good	-
5	Anantagopala Nodal UPS Nakpole	Good	-
6	Nilakanthapur Project UPS	Good	-
7	Bamphu Mangarajpur Nodal UPS	Good	-
8	Amareswari Nodal UPS	Good	-
9	Dharmasala PS	Good	-
10	Badamangalpur PS	Good	-
11	Kantigadia PS	Good	-
12	Deuli PS	Good	-
13	Gariapur UGUPS	Good	-
14	Harisamant Nodal UPS	Good	-
15	Mahavir Chhaka PS	Good	-
16	Baidyarajpur Nodal UPS	Good	-
17	Bahabalpur Nodal UPS	Good	-
18	Narasinghpur PS	Good	-
19	Praharajpur PS	Good	-
20	Jayadurga UGUPS	Not good	Paddy and pebbles mixed rice
21	Sanakhujala UGUPS	Good	-
22	Sujanpur PS	Good	-
23	Syamdaspur PS	Good	-
24	Kujhala PS	Good	-
25	Upparbaruan PS	Good	-
26	Swapaneswarpur PS	Good	-
27	Kabirpur Practicing PS	Good	-
28	Pandia Gopinathpur PS	Good	-
29	Adarani Girl's PS	Good	-
30	R.C.High School	Good	-
31	L.C Nodal UPS	Good	-
32	Gopinath Jew Nodal UPS	Not good	Rice with paddy, stone, barn, khuda,
33	Rameswar PS	Good	-
34	San Dogada PS	Good	-
35	K.C.Jena Nodal UPS	Good	-
36	Siba Prasad PS	Good	-
37	Talia Majhisahi PS	Good	-
38	Ezapur PS	Good	-
39	Chitalo Nodal UPS	Good	-
40	Hatibari Nodal UPS	Good	-

*1) No. of schools getting good quality of food grains = 38

4. Regularity in Delivering Cooking Cost to School Level:

Table 4.1: Schoolwise status on delivery of food gains

Sl. No.	School name	Receiving cooking cost in advance regularly	Extent of delay in getting cooking cost	Reasons of delay	Where from cooking cost is managed in case of delay in receiving it?	How is cooking cost paid?
1	Jaraka PS	No	1 month for Oct-11, 1 month for Jan-12	Official delay	Revolving fund	E-transfer
2	Radhakrishna Nodal UPS	Yes	-	-	-	E-transfer
3	Bapuji Nodal UPS Gopalpur	Yes	-	-	-	E-transfer
4	Neulpur Nodal UPS	Yes	-	-	-	E-transfer
5	Anantagopala Nodal UPS Nakpole	No	1 month for Jan-12	Official delay	SHG Fund	E-transfer
6	Nilakanthapur Project UPS	No	1 month for Sept-11, 1 month for Dec-11	Official delay	HM's own fund	E-transfer
7	Bamphu Mangarajpur Nodal UPS	No	1 month for Sept-11, 1 month for Jan-12	Official delay	HM's own fund	E-transfer
8	Amareswari Nodal UPS	No	1 month for Sept-11, 1 month for Jan-12	Official delay	SHG fund	E-transfer
9	Dharmasala PS	No	1 month for Sept-11, 2 month for Dec-11, 1 month for Jan-12	Official delay	HM's own fund	E-transfer
10	Badamangalpur PS	No	1 month for Sept-11, 1 month for Jan-12	Voucher not submitted	SMC president's own fund	E-transfer
11	Kantigadia PS	Yes	-	-	-	E-transfer
12	Deuli PS	No	2 month for Sept-11, 1 month for Oct-11, 2 month for Dec-11, 1 month for Jan-11, not received for Marh, April-11	Official delay	SHG fund	E-transfer
13	Gariapur UGUPS	No	1 month for Sept-11, 1 months for Nov-11, 2 months for Feb-12, 1 month for March-12	Official delay	SMC president's own fund	E-transfer
14	Harisamant Nodal UPS	No	1 month for Sept-11, 1 months for Nov-11, 2 months for Feb-12, 1 month for March-12	Official delay	SMC president's own fund	E-transfer
15	Mahavir Chhaka PS	No	1 month for Sept-11, 1 months for Nov-11, 2 months for Feb-12, 1 month for March-12	Official delay	SMC president's own fund, HM's own fund	E-transfer
16	Baidyarajpur Nodal UPS	No	2 months for Sept.-11, 1 month for Oct-11, 2 month for Feb-12, 1 month for March-12	Official delay	SMC president's own fund	E-transfer
17	Bahabalpur Nodal UPS	No	1 month for Sept-11, 1 month for Nov-11	Official delay	SMC president's own fund	E-transfer
18	Narasinghpur PS	No	3 month for Sept-11, 2 month for Oct-11, 1 month for Nov-11, 2 month for Jan-12, 1 month for Mar-12	Official delay	SMC president's own fund	E-transfer
19	Praharajpur PS	No	3 months for Sept-11, 2 months for Oct-11, 1 months for Nov-11, 2 month for Feb-12, 1 month for Mar-12	Official delay	SMC president's own fund	E-transfer
20	Jayadurga UGUPS	No	1 month for Sept-11, 1 month for Nov-11, 2 month for Feb-12, 1 month for March-12	Official delay	HM's fund	E-transfer
21	Sanakhujala UGUPS	No	1 month for Sept-11, 2 month for Nov-11, 1 month for Dec-11, 2 month for Feb-12, 1 month for March-12	Official delay	SMC president's own fund	E-transfer
22	Sujanpur PS	No	1 month for Sept-11, 1 month for Nov-11, 2 month for Feb-12, 1 month for Mar-12	Official delay	SHG fund	E-transfer
23	Syamdaspur PS	No	1 month for Sept-11, 1 month for Nov-11, 2 month for Feb-12, 1 month for Mar-12	Official delay	HM's own fund	E-transfer
24	Kujhala PS	No	1 month delay for Sept-11, 1 month for Feb-12	Official delay	SHG fund	E-transfer

25	Upparbaruan PS	No	3 month for Sept-11, 2 months for Oct-11, 1 month for Nov-11, 2 months for Feb-12, 1 month for March-12	Voucher not submitted	SMC's president own fund	E-transfer
26	Swapaneswarpur PS	No	3 month for Sept-11, 2 months for Oct-11, 1 month for Nov-11, not received for Jan, Feb, Mar-12	Voucher not submitted	HM's own fund	E-transfer
27	Kabirpur Practicing PS	No	2 months for sept -11, 1 month for Oct -11, 2 month for Feb -12, 1 month for march -12	Voucher not submitted	SHG fund	E-transfer
28	Pandia Gopinathpur PS	No	Passbook not received from bank	Voucher not submitted	HM's own fund	E-transfer
29	Adarani Girl's PS	No	1 month for Nov-11, not received for Feb, Mar-12	Voucher not submitted	HM's fund	E-transfer
30	R.C.High School	No	2 months delay for Feb-12, 1 month for Mar-12	Delay in voucher submission	HM's own fund	E-transfer
31	L.C Nodal UPS	No	1 month delay for Sept-11	Official delay	HM's own fund	E-transfer
32	Gopinath Jew Nodal UPS	No	Passbook not available	-	SMC president's own fund	E-transfer
33	Rameswar PS	No	1 month for Sept -11, 5 months for Nov-11, 4 months for Dec, 3 months for Jan-12, 2 months for Feb-12, 1 month for Mar-12	Revolving fund available	Revolving fund	E-transfer
34	San Dogada PS	No	1 month for Sept-11, 2 months for Nov-11, 1 month for Dec-11, not received for Feb, Mar, Apr-12	Revolving fund available	Revolving fund	E-transfer
35	K.C.Jena Nodal UPS	No	1 month delay for Nov-11	Official delay	HM's own fund	E-transfer
36	Siba Prasad PS	Yes	-	-	-	E-transfer
37	Talia Majhisahi PS	No	1 month for Oct-11	Revolving fund available	Revolving fund	E-transfer
38	Ezapur PS	No	2 months for Dec-11, 1 month for Jan-12	Revolving fund available	Revolving fund	E-transfer
39	Chitalo Nodal UPS	No	1 month for Sept -11	Revolving fund available	Revolving fund	E-transfer
40	Hatibari Nodal UPS	No	2 months for Sept -11, 1 month for Oct -11	Official delay	HM's & SMC president's own fund	E-transfer

*1) No. of schools getting cooking cost in advance regularly= 05

2) Extent of delay in getting cooking cost= 01 month to 04 months.

5. Social Equity:

Table 5.1: Schoolwise status on gender, caste and community wise discrimination in cooking and serving MDM and seating arrangement made for children to take MDM

Sl. No.	School name	Gender discrimination			Caste discrimination			Community discrimination		
		Cooking	Serving	Seating	Cooking	Serving	Seating	Cooking	Serving	Seating
1	Jaraka PS	No	No	No	No	No	No	No	No	No
2	Radhakrishna Nodal UPS	No	No	No	No	No	No	No	No	No
3	Bapuji Nodal UPS Gopalpur	No	No	No	No	No	No	No	No	No
4	Neulpur Nodal UPS	No	No	No	No	No	No	No	No	No
5	Anantagopala Nodal UPS Nakpole	No	No	No	No	No	No	No	No	No
6	Nilakanthapur Project UPS	No	No	No	No	No	No	No	No	No
7	Bamphu Mangarajpur Nodal UPS	No	No	No	No	No	No	No	No	No
8	Amareswari Nodal UPS	No	No	No	No	No	No	No	No	No
9	Dharmasala PS	No	No	No	No	No	No	No	No	No
10	Badamangalpur PS	No	No	No	No	No	No	No	No	No
11	Kantigadia PS	No	No	No	No	No	No	No	No	No
12	Deuli PS	No	No	No	No	No	No	No	No	No
13	Gariapur UGUPS	No	No	No	No	No	No	No	No	No
14	Harisamant Nodal UPS	No	No	No	No	No	No	No	No	No
15	Mahavir Chhaka PS	No	No	No	No	No	No	No	No	No
16	Baidyarajpur Nodal UPS	No	No	No	No	No	No	No	No	No
17	Bahabalpur Nodal UPS	No	No	No	No	No	No	No	No	No
18	Narasinghpur PS	No	No	No	No	No	No	No	No	No
19	Praharajpur PS	No	No	No	No	No	No	No	No	No
20	Jayadurga UGUPS	No	No	No	No	No	No	No	No	No
21	Sanakhujala UGUPS	No	No	No	No	No	No	No	No	No
22	Sujanpur PS	No	No	No	No	No	No	No	No	No
23	Syamdaspur PS	No	No	No	No	No	No	No	No	No
24	Kujhala PS	No	No	No	No	No	No	No	No	No
25	Upparbaruan PS	No	No	No	No	No	No	No	No	No
26	Swapaneswarpur PS	No	No	No	No	No	No	No	No	No
27	Kabirpur Practicing PS	No	No	No	No	No	No	No	No	No
28	Pandia Gopinathpur PS	No	No	No	No	No	No	No	No	No
29	Adarani Girl's PS	No	No	No	No	No	No	No	No	No
30	R.C.High School	No	No	No	No	No	No	No	No	No
31	L.C Nodal UPS	No	No	No	No	No	No	No	No	No
32	Gopinath Jew Nodal UPS	No	No	No	No	No	No	No	No	No
33	Rameswar PS	No	No	No	No	No	No	No	No	No
34	San Dogada PS	No	No	No	No	No	No	No	No	No
35	K.C.Jena Nodal UPS	No	No	No	No	No	No	No	No	No
36	Siba Prasad PS	No	No	No	No	No	No	No	No	No
37	Talia Majhisahi PS	No	No	No	No	No	No	No	No	No
38	Ezapur PS	No	No	No	No	No	No	No	No	No
39	Chitalo Nodal UPS	No	No	No	No	No	No	No	No	No
40	Hatibari Nodal UPS	No	No	No	No	No	No	No	No	No

6. Variety of Menu:

Table 6.1: Schoolwise status on MDM menu

Sl. N o.	School name	Weekly MDM menu displayed	MDM is prepared as per weekly menu	Who decides the menu?	Nature of food items served	Daily menu includes rice	Daily menu includes wheat	Daily menu includes dal	Daily menu includes vegetables
1	Jaraka PS	Yes	Yes always	State Govt	Different items daily	Every day	No day	Some day	Everyday
2	Radhakrishna Nodal UPS	Yes	Yes always	State Govt	Different items daily	Everyday	No day	Some day	Everyday
3	Bapuji Nodal UPS Gopalpur	Yes	Yes always	State Govt	Different items daily	Everyday	No day	Some day	Everyday
4	Neulpur Nodal UPS	Yes	Yes always	State Govt	Different items daily	Everyday	No day	Some day	Everyday
5	Anantagopala Nodal UPS Nakpole	Yes	Yes always	State Govt	Different items daily	Everyday	No day	Some day	Everyday
6	Nilakanthapur Project UPS	Yes	Yes always	State Govt	Different items daily	Everyday	No day	Some day	Everyday
7	Bamphu Mangarajpur Nodal UPS	Yes	Yes always	State Govt	Different items daily	Everyday	No day	Some day	Everyday
8	Amareswari Nodal UPS	Yes	Yes always	State Govt.	Different items daily	Everyday	No day	Some day	Everyday
9	Dharmasala PS	Yes	Yes always	State govt.	Different items daily	Everyday	No day	Some day	Everyday
10	Badamangalpur PS	Yes	Yes always	State govt.	Different items daily	Everyday	No day	Some day	Everyday
11	Kantigadia PS	Yes	Yes always	State govt.	Different items daily	Everyday	No day	Some day	Everyday
12	Deuli PS	Yes	Yes always	State govt.	Different items daily	Everyday	No day	Some day	Everyday
13	Gariapur UGUPS	Yes	Yes always	State govt.	Different items daily	Everyday	No day	Some day	Everyday
14	Harisamant Nodal UPS	No	Yes always	State govt.	Different items daily	Everyday	No day	Some day	Everyday
15	Mahavir Chhaka PS	Yes	Yes always	State govt.	Different items daily	Everyday	No day	Some day	Everyday
16	Baidyarajpur Nodal UPS	Yes	Yes always	State govt.	Different items daily	Everyday	No day	Some day	Everyday
17	Bahabalpur Nodal UPS	Yes	Yes always	State govt.	Different items daily	Everyday	No day	Some day	Everyday
18	Narasinghpur PS	Yes	Yes always	State govt.	Different items daily	Everyday	No day	Some day	Everyday
19	Praharajpur PS	Yes	Yes always	State govt.	Different items daily	Everyday	No day	Some day	Everyday
20	Jayadurga UGUPS	Yes	Yes always	State govt.	Different items daily	Everyday	No day	Some day	Everyday
21	Sanakhujala UGUPS	Yes	Yes always	State govt.	Different items daily	Everyday	No day	Some day	Everyday
22	Sujanpur PS	Yes	Yes always	State govt.	Different items daily	Everyday	No day	Some day	Everyday
23	Syamdaspur PS	Yes	Yes always	State govt.	Different items daily	Everyday	No day	Some day	Everyday
24	Kujhala PS	Yes	Yes always	State govt.	Different items daily	Everyday	No day	Some day	Everyday
25	Upparbaruan PS	Yes	Yes always	State govt.	Different items daily	Everyday	No day	Some day	Everyday
26	Swapaneswarpur PS	Yes	Yes always	State govt.	Different items daily	Everyday	No day	Some day	Everyday
27	Kabirpur Practicing PS	Yes	Yes always	State govt.	Different items daily	Everyday	No day	Some day	Everyday
28	Pandia Gopinathpur PS	Yes	Yes always	State govt.	Different items daily	Everyday	No day	Some day	Everyday
29	Adarani Girl's PS	No	Yes always	State govt.	Different items daily	Everyday	No day	Some day	Everyday
30	R.C.High School	Yes	Yes always	State govt.	Different items daily	Everyday	No day	Some day	Everyday
31	L.C Nodal UPS	Yes	Yes always	State govt.	Different items daily	Everyday	No day	Some day	Everyday
32	Gopinath Jew Nodal UPS	Yes	Yes some times	State govt.	Different items daily	Everyday	No day	Some day	Everyday
33	Rameswar PS	Yes	Yes always	State govt.	Different items daily	Everyday	No day	Some day	Everyday
34	San Dogada PS	Yes	Yes always	State govt.	Different items daily	Everyday	No day	Some day	Everyday
35	K.C.Jena Nodal UPS	Yes	Yes always	State govt.	Different items daily	Everyday	No day	Some day	Everyday
36	Siba Prasad PS	Yes	Yes always	State govt.	Different items daily	Everyday	No day	Some day	Everyday
37	Talia Majhisahi PS	Yes	Yes always	State govt.	Different items daily	Everyday	No day	Some day	Everyday
38	Ezapur PS	Yes	Yes always	State govt.	Different items daily	Everyday	No day	Some day	Everyday
39	Chitalo Nodal UPS	Yes	Yes always	State govt.	Different items daily	Everyday	No day	Some day	Everyday
40	Hatibari Nodal UPS	Yes	Yes always	State govt.	Different items daily	Everyday	No day	Some day	Everyday

*1) No. of schools displayed weekly MDM menu = 38

2) No. of schools who serves different food items everyday = 40

7. Quantity and Quality of Meal:

Table 7.1: Schoolwise status on opinion of children on quality and quantity of MDM

Sl. No.	School name	Opinion on quality of rice	Opinion on quality of dal/curry	Opinion on quantity of rice	Opinion on quantity of dal/curry	Reasons for unhappiness on quality of rice/dal/curry	Reasons for unhappiness on quantity of rice/dal/curry
1	Jaraka PS	Happy always	Happy always	Happy always	Happy always	-	-
2	Radhakrishna Nodal UPS	Happy always	Happy always	Happy always	Happy always	-	-
3	Bapuji Nodal UPS Gopalpur	Happy always	Happy always	Happy always	Happy always	-	-
4	Neulpur Nodal UPS	Happy always	Happy always	Happy always	Happy always	-	-
5	Anantagopala Nodal UPS Nakpole	Happy always	Happy always	Happy always	Happy always	-	-
6	Nilakanthapur Project UPS	Happy always	Happy always	Happy always	Happy always	-	-
7	Bamphu Mangarajpur Nodal UPS	Happy always	Happy always	Happy always	Happy always	-	-
8	Amareswari Nodal UPS	Happy always	Happy always	Happy always	Happy always	-	-
9	Dharmasala PS	Happy always	Happy always	Happy always	Happy always	-	-
10	Badamangalpur PS	Happy always	Happy always	Happy always	Happy always	-	-
11	Kantigadia PS	Happy always	Happy always	Happy always	Happy always	-	-
12	Deuli PS	Happy always	Happy always	Happy always	Happy always	-	-
13	Gariapur UGUPS	Happy always	Happy always	Happy always	Happy always	-	-
14	Harisamant Nodal UPS	Happy always	Happy always	Happy always	Happy always	-	-
15	Mahavir Chhaka PS	Happy always	Happy always	Happy always	Happy always	-	-
16	Baidyarajpur Nodal UPS	Happy always	Happy always	Happy always	Happy always	-	-
17	Bahabalpur Nodal UPS	Happy always	Happy always	Happy always	Happy always	-	-
18	Narasinghpur PS	Happy always	Not happy some times	Happy always	Happy always	Students don't like soyabin	-
19	Praharajpur PS	Happy always	Happy always	Happy always	Happy always	-	-
20	Jayadurga UGUPS	Happy always	Happy always	Happy always	Happy always	-	-
21	Sanakhujala UGUPS	Happy always	Happy always	Happy always	Happy always	-	-
22	Sujanpur PS	Happy always	Happy always	Happy always	Happy always	-	-
23	Syamdaspur PS	Happy always	Happy always	Happy always	Happy always	-	-
24	Kujhala PS	Happy always	Happy always	Happy always	Happy always	-	-
25	Upparbaruan PS	Happy always	Happy always	Happy always	Happy always	-	-
26	Swapaneswarpur PS	Happy always	Happy always	Happy always	Happy always	-	-
27	Kabirpur Practicing PS	Happy always	Happy always	Happy always	Happy always	-	-
28	Pandia Gopinathpur PS	Happy always	Happy always	Happy always	Happy always	-	-
29	Adarani Girl's PS	Happy always	Happy always	Not Happy some times	Happy always	-	Less quantity of rice
30	R.C.High School	Happy always	Happy always	Happy always	Happy always	-	-
31	L.C Nodal UPS	Happy always	Happy always	Happy always	Happy always	-	-
32	Gopinath Jew Nodal UPS	Happy always	Not Happy sometimes	Happy always	Happy always	Soya taste is not good	-
33	Rameswar PS	Happy always	Happy always	Happy always	Happy always	-	-
34	San Dogada PS	Happy always	Happy always	Not Happy always	Happy always	-	Less quantity of rice
35	K.C.Jena Nodal UPS	Happy always	Happy always	Happy always	Happy always	-	-
36	Siba Prasad PS	Happy always	Happy always	Happy always	Happy always	-	-
37	Talia Majhisahi PS	Happy always	Happy always	Happy always	Happy always	-	-
38	Ezapur PS	Happy always	Happy always	Happy always	Happy always	-	-
39	Chitalo Nodal UPS	Happy always	Happy always	Happy always	Happy always	-	-
40	Hatibari Nodal UPS	Happy always	Happy always	Happy always	Happy always	-	-

*1) No. of schools where children are happy always on quality of rice = 40

2) No. of schools where children are happy always on quality of curry / dal = 38

3) No. of schools where children are happy always on quantity of rice = 38

4) No. of schools where children are happy always on quantity of curry / dal = 40

8. Supplementary:

Table 8.1: Schoolwise status on healthcare facilities

Sl. No.	School name	Health card maintained for each child	No. of times health check up done since 1-4-11	Iron tablets given periodically	Vit. A tablets given periodically	De-worming tablets given periodically	Who provides medicine?	No. of times medicines given since 1-4-11
1	Jaraka PS	No HC	Nil	No	No	No	-	Nil
2	Radhakrishna Nodal UPS	No HC	Nil	No	No	No	-	Nil
3	Bapuji Nodal UPS Gopalpur	No HC	Nil	No	No	No	-	Nil
4	Neulpur Nodal UPS	No HC	Nil	No	No	No	-	Nil
5	Anantagopala Nodal UPS Nakpole	No HC	Nil	No	No	No	-	Nil
6	Nilakanthapur Project UPS	No HC	Nil	No	No	No	-	Nil
7	Bamphu Mangarajpur Nodal UPS	No HC	Nil	No	No	No	-	Nil
8	Amareswari Nodal UPS	No HC	Nil	No	No	No	-	Nil
9	Dharmasala PS	No HC	Nil	No	No	No	-	Nil
10	Badamangalpur PS	No HC	Nil	No	No	No	-	Nil
11	Kantigadia PS	No HC	Nil	No	No	No	-	Nil
12	Deuli PS	No HC	Nil	No	No	No	-	Nil
13	Gariapur UGUPS	No HC	Nil	No	No	No	-	Nil
14	Harisamant Nodal UPS	No HC	Nil	No	No	No	-	Nil
15	Mahavir Chhaka PS	No HC	Nil	No	No	No	-	Nil
16	Baidyarajpur Nodal UPS	No HC	Nil	No	No	No	-	Nil
17	Bahabalpur Nodal UPS	No HC	Nil	No	No	No	-	Nil
18	Narasinghpur PS	No HC	Nil	No	No	No	-	Nil
19	Praharajpur PS	No HC	Nil	No	No	No	-	Nil
20	Jayadurga UGUPS	No HC	Nil	No	No	No	-	Nil
21	Sanakhujala UGUPS	No HC	Nil	No	No	No	-	Nil
22	Sujanpur PS	No HC	Nil	No	No	No	-	Nil
23	Syamdaspur PS	No HC	Nil	No	No	No	-	Nil
24	Kujhala PS	No HC	Nil	No	No	No	-	Nil
25	Upparbaruan PS	No HC	Nil	No	No	No	-	Nil
26	Swapaneswarpur PS	No HC	Nil	No	No	No	-	Nil
27	Kabirpur Practicing PS	No HC	Nil	No	No	No	-	Nil
28	Pandia Gopinathpur PS	No HC	Nil	No	No	No	-	Nil
29	Adarani Girl's PS	No HC	Nil	No	No	No	-	Nil
30	R.C.High School	No HC	Nil	No	No	No	-	Nil
31	L.C Nodal UPS	No HC	Nil	No	No	No	-	Nil
32	Gopinath Jew Nodal UPS	No HC	Nil	No	No	No	-	Nil
33	Rameswar PS	No HC	Nil	No	No	No	-	Nil
34	San Dogada PS	No HC	Nil	No	No	No	-	Nil
35	K.C.Jena Nodal UPS	No HC	Nil	No	No	No	-	Nil
36	Siba Prasad PS	No HC	Nil	No	No	No	-	Nil
37	Talia Majhisahi PS	No HC	Nil	No	No	No	-	Nil
38	Ezapur PS	No HC	Nil	No	No	No	-	Nil
39	Chitalo Nodal UPS	No HC	Nil	No	No	No	-	Nil
40	Hatibari Nodal UPS	No HC	Nil	No	No	No	-	Nil

*1) No. of schools having health cards for each child = Nil

2) No. of schools organized health check up camp since 1-4-11 = Nil

3) No. of schools where iron tablets have been given to children periodically = Nil

4) No. of schools where vit. Tablets have been given to children periodically = Nil

5) No. of schools where deworming tablets have been given to children periodically = Nil

9. Status of Cooks and Helpers:

Table 9.1: Schoolwise status on cooks and helpers

Sl. No.	School name	Cook and Helper are appointed by	No. of Cooks engaged	No. of Helpers engaged	No of Cook-cum-helper required as per GoI norm	Remuneration paid per month to		Remuneration is paid regularly (no of months delay since 1-4-11)	Cook belongs to	Helper belongs to
						Cook	Helper			
1	Jaraka PS	SMC	1	1	3	600	400	Not known from passbook	OBC	OBC
2	Radhakrishna Nodal UPS	SMC	1	1	5	600	400	Not known from passbook	OBC	OBC
3	Bapuji Nodal UPS Gopalpur	SMC	1	1	3	600	400	Not known from passbook	OBC	SC
4	Neulpur Nodal UPS	SMC	1	1	5	600	400	Yes	OBC	OBC
5	Anantagopala Nodal UPS Nakpole	SHG	1	1	4	600	400	Not known from passbook	OBC	OBC
6	Nilakanthapur Project UPS	SMC	1	1	3	600	400	Yes	General	OBC
7	Bamphu Mangarajpur Nodal UPS	SMC	1	1	4	600	400	Yes	General	OBC
8	Amareswari Nodal UPS	SHG	1	1	4	600	400	Yes	OBC	OBC
9	Dharmasala PS	SHG	1	1	3	600	400	Yes	OBC	OBC
10	Badamangalpur PS	SMC	1	1	3	600	400	No	OBC	OBC
11	Kantigadia PS	SMC	1	1	4	600	400	No	OBC	OBC
12	Deuli PS	SHG	1	1	2	600	400	Not known from passbook	General	General
13	Gariapur UGUPS	SMC	1	1	5	600	400	Not known from passbook	General	OBC
14	Harisamant Nodal UPS	SMC	1	2	4	600	400	Yes	OBC	OBC
15	Mahavir Chhaka PS	SMC	1	1	2	600	400	Not known from passbook	General	General
16	Baidyarajpur Nodal UPS	SMC	1	2	3	600	400	Not known from passbook	OBC	OBC
17	Bahabalpur Nodal UPS	SMC	1	2	4	600	400	No	SC	SC, General
18	Narasinghpur PS	SMC	1	1	2	600	400	Not known from passbook	General	SC
19	Praharajpur PS	SMC	1	1	2	600	400	Account not opened	OBC	ST
20	Jayadurga UGUPS	SMC	1	1	4	600	400	Account not opened	OBC	OBC
21	Sanakhujala UGUPS	SMC	1	2	6	600	400	Account not opened	OBC	OBC
22	Sujanpur PS	SMC	1	1	3	600	400	Account not opened	Gen	Gen
23	Syamdaspur PS	SMC	1	1	2	600	400	Account not opened	General	General
24	Kujhala PS	SHG	1	1	2	600	400	Account not opened	SC	SC
25	Upparbaruan PS	SMC	1	1	2	600	400	Not known from passbook	General	OBC
26	Swapaneswarpur PS	SMC	1	1	2	600	400	Not known from passbook	General	General
27	Kabirpur Practicing PS	SHG	1	1	3	600	400	Record not available	OBC	OBC
28	Pandia Gopinathpur PS	SMC	1	1	2	600	400	Record not available	Minority	Minority
29	Adarani Girl's PS	SHG	1	1	2	500	500	Yes	General	General
30	R.C.High School	SMC	1	2	5	600	400	Yes	General	S5C
31	L.C Nodal UPS	SMC	1	2	5	600	400	Yes	OBC	OBC
32	Gopinath Jew Nodal UPS	SMC	1	2	4	600	400	Not known from passbook	General	General
33	Rameswar PS	SMC	1	-	2	600	-	Yes	General	-
34	San Dogada PS	SMC	1	1	2	600	400	Yes	General	General
35	K.C. Jena Nodal UPS	SMC	1	2	5	600	400	Yes	General	General
36	Siba Prasad PS	SMC	1	1	3	600	400	Yes	General	General
37	Talia Majhisahi PS	SMC	1	1	2	600	400	Yes	SC	SC
38	Ezapur PS	SMC	1	1	3	600	400	Yes	OBC	General
39	Chitalo Nodal UPS	SMC	1	1	3	600	400	Record not available	OBC	OBC
40	Hatibari Nodal UPS	SMC	1	2	6	600	400	Record not available	OBC	OBC

- * 1) No. of schools where Cooks and Helpers get remuneration regularly = 15
2) No. of schools where Cooks belong to SC/ST/OBC/Minority community = 24
3) No. of schools where Helpers belong to SC/ST/OBC/Minority community = 28
4) No. of schools where cook and helper are appointed by SHG = 07
5) No. of schools having Cook and Helper as per the GoI norm = 13

10. Infrastructure:

Table 10.1: Schoolwise status on construction of kitchen-cum-store

Sl. No.	School name	Construction status of pucca kitchen-cum-store	Construction grant received under which scheme?	Reason for not using the constructed pucca kitchen-cum-store for	
				Cooking	Storing
1	Jaraka PS	Constructed but not in use for storing	SSA	-	Space shortage
2	Radhakrishna Nodal UPS	Constructed but not in use for cooking	MDM	Smoke Problem	-
3	Bapuji Nodal UPS Gopalpur	Constructed but not in use for cooking	SSA	Smoke Problem	-
4	Neulpur Nodal UPS	Constructed but not in use for Storing	SSA	-	Space shortage
5	Anantagopala Nodal UPS Nakpole	Constructed but not in use for cooking	SSA	Smoke problem	-
6	Nilakanthapur Project UPS	Constructed but not in use for Storing	MDM	-	Space shortage
7	Bamphu Mangarajpur Nodal UPS	Constructed but not in use for cooking and storing	SSA	No provision of hearth	Space shortage
8	Amaweswari Nodal UPS	Constructed but not in use for storing	SSA	-	Fear of theft
9	Dharmasala PS	Constructed but not in use for cooking and storing	SSA	No provision of hearth	Space shortage
10	Badamangalpur PS	Constructed & used for both cooking and storing	SSA	-	-
11	Kantigadia PS	Constructed but not in use for cooking & storing	MDM	Space shortage	Space shortage
12	Deuli PS	Constructed but not in use for cooking & storing	SSA	Used as HM's office room	Used as HM's office room
13	Gariapur UGUPS	Constructed but not in use for cooking and storing	MDM	Unsafe from rain water	Unsafe from rain water
14	Harisamant Nodal UPS	Constructed but not in use for Storing	MDM	-	Fear of rat
15	Mahavir Chhaka PS	Constructed but not in use for cooking	MDM	Space shortage	-
16	Baidyarajpur Nodal UPS	Constructed but not in use for cooking	MDM	Space shortage	-
17	Bahabalpur Nodal UPS	Constructed but not in use for storing	MDM	-	Space shortage
18	Narasinghpur PS	Sanctioned, but construction not started	MDM	-	-
19	Praharajpur PS	Constructed but not in use for storing	SSA	-	Fear of theft
20	Jayadurga UGUPS	Constructed and in use for both cooking & storing	SSA	-	-
21	Sanakhujala UGUPS	Under construction	MDM	-	-
22	Sujanpur PS	Constructed and in use for both cooking & storing	SSA	-	-
23	Syamdasapur PS	Constructed and in use for both cooking & storing	SSA	-	-
24	Kujhala PS	Constructed but not in use for storing	SSA	-	As per previous instruction Stock at SHG House
25	Upparbaruan PS	Under construction	MDM	-	-
26	Swapaneswarpur PS	Constructed but not in use for cooking	MDM	Space shortage	-
27	Kabirpur Practicing PS	Constructed but not in use for cooking & storing	MDM	Space shortage	Fear of theft
28	Pandia Gopinathpur PS	Sanctioned but construction not started	SSA	-	-
29	Adarani Girl's PS	Constructed and in use for both cooking & storing	MDM	-	-
30	R.C.High School	Sanctioned but construction not started	MDM	-	-
31	L.C Nodal UPS	Constructed but not in use for Storing	MDM	-	Shortage of space
32	Gopinath Jew Nodal UPS	Constructed and not used for cooking and storing	SSA	Kitchen damaged	Kitchen damaged
33	Rameswar PS	Constructed and used for both cooking and storing	MDM	-	-
34	San Dogada PS	Constructed but not in use for cooking	MDM	Kitchen room used as school office room	-
35	K.C.Jena Nodal UPS	Constructed and not used for cooking and storing	MDM	Used as Anganwadi Centre	Used as Anganwadi Centre
36	Siba Prasad PS	Sanctioned but construction not started	MDM	-	-
37	Talia Majhisahi PS	Constructed but not in use for cooking and storing	MDM	No provision of hearth	Space shortage
38	Ezapur PS	Constructed but not in use for cooking and storing	SSA	No provision of hearth	Fear of rat
39	Chitalo Nodal UPS	Constructed and in used for cooking and storing	MDM	-	-
40	Hatibari Nodal UPS	Constructed but not in use for storing	MDM	-	Space shortage

*1) No. of schools where pucca kitchen-cum-store has been constructed and in use for both cooking and storing = 07

2) No. of schools where pucca kitchen-cum-store has been constructed and not used for cooking = 17

3) No. of schools where pucca kitchen-cum-store has been constructed and not used for storing = 20

4) Main reasons for not using the constructed pucca kitchen-cum-store for cooking =

a) Space shortage = 05 schools

b) Smoke/ventilation problem = 3 schools

c) kitchen used as classroom/office/store = 2 schools

d) no provision of hearth = 4 schools

e) Other reasons = 3 schools

5) Main reasons for not using the constructed pucca kitchen-cum-store for storing =

a) Fear of theft = 03 schools

b) Space shortage = 10 schools

c) using as classroom/office = 01 school

d) Other reasons = 06 schools

6) No. of schools having no sanction to construct pucca kitchen-cum-store= Nil

7) No. of schools where the pucca kitchen-cum-store is under construction = 02

8) No. of schools having sanction to construct pucca kitchen-cum-store but the construction work has not started = 04

Table 10.2: Schoolwise status on alternative place of cooking and storing where pucca kitchen-cum-store is not available and availability of water, fuel and utensils for cooking

Sl. No.	School name	Alternative place used for cooking MDM	Alternative place used for storing food grains	Potable water available for cooking and drinking	Adequate utensils available for cooking	Kind of fuel used
1	Jaraka PS	-	School store room	Yes	No	Firewood
2	Radhakrishna Nodal UPS	Asbestos roofed house	-	Yes	No	Firewood
3	Bapuji Nodal UPS Gopalpur	School verandah	-	Yes	No	Gas
4	Neulpur Nodal UPS	-	School store room	Yes	No	Firewood
5	Anantagopala Nodal UPS Nakpole	Asbestos roofed house	-	Yes	No	Firewood
6	Nilakanthapur Project UPS	-	School store room	Yes	No	Firewood
7	Bamphu Mangarajpur Nodal UPS	Tin roofed house	Unused room	Yes	No	Firewood
8	Amareswari Nodal UPS	-	SHG house	Yes	No	Firewood
9	Dharmasala PS	Tin roofed house	SHG house	Yes	Yes	Firewood
10	Badamangalpur PS	-	-	Yes	No	Firewood
11	Kantigadia PS	Thatched house at school	School store room	Yes	No	Firewood
12	Deuli PS	School varendah	School store room	Yes	No	Firewood
13	Gariapur UGUPS	Pucca roofed house	School store room	Yes	No	Gas, stove
14	Harisamant Nodal UPS	-	Classroom	Yes	Yes	Firewood
15	Mahavir Chhaka PS	Tiled roofed house	-	Yes	Yes	Firewood
16	Baidyarajpur Nodal UPS	Open space	-	Yes	Yes	Firewood
17	Bahabalpur Nodal UPS	-	School store room	Yes	No	Gas, Heater
18	Narasinghpur PS	Tiled roofed house	School store room	Yes	Yes	Firewood
19	Praharajpur PS	-	HM's room	Yes	No	Firewood
20	Jayadurga UGUPS	-	-	Yes	Yes	Firewood, cow dunk cake
21	Sanakhujala UGUPS	Asbestos roofed house	School store room	Yes	No	Firewood
22	Sujanpur PS	-	-	Yes	No	Firewood, cow dunk cake
23	Syamdaspur PS	-	-	Yes	Yes	Firewood
24	Kujhala PS	-	SHG house	Yes	No	Firewood
25	Upparbaruan PS	Open space	School store room	Yes	Yes	Firewood
26	Swapaneswarpur PS	School verandah	-	Yes	No	Firewood
27	Kabirpur Practicing PS	Open space	SHG house	Yes	No	Firewood
28	Pandia Gopinathpur PS	Open space	Classroom	Yes	No	Firewood
29	Adarani Girl's PS	-	-	Yes	No	Firewood
30	R.C.High School	Tin roofed house	School store room	Yes	No	Firewood
31	L.C Nodal UPS	-	School store room	Yes	No	Firewood
32	Gopinath Jew Nodal UPS	Asbestos roofed house	Classroom	Yes	No	Firewood
33	Rameswar PS	-	-	Yes	Yes	Firewood
34	San Dogada PS	Asbestos roofed house	-	No	No	Firewood
35	K.C.Jena Nodal UPS	Asbestos roofed house	School store room	Yes	No	Firewood
36	Siba Prasad PS	School varendah	School store room	Yes	No	Firewood
37	Talia Majhisahi PS	Open space	Classroom	No	No	Firewood
38	Ezapur PS	Open space	HM's room	Yes	No	Firewood
39	Chitalo Nodal UPS	-	-	Yes	Yes	Firewood
40	Hatibari Nodal UPS	-	School store room	Yes	Yes	Gas

*1) No. of schools having potable water facility for cooking and drinking = 38

2) No. of schools having adequate utensils for cooking = 11

3) No. of schools where alternative place of cooking is an open space = 06

4) No. of schools where alternative place of cooking is school verandah = 04

5) No. of schools where alternative place of cooking is a tile / tin/asbestos roofed house = 11

6) No. of schools where alternative place of cooking is thatched house = 01

7) No. of schools where alternative place of storing is SHG's own house = 04

8) No. of schools where alternative place of storing is HM's room / Classroom / unused room/ MCS room/ temples meeting

room/ CRC room= 22 schools

11. Safety and Hygiene:

Table 11.1: School wise status on safety and hygiene relating to MDM

Sl. No.	School name	General impression on hygiene of school campus	Children are encouraged to wash hands before and after eating by soap & water	Children partake meals in an orderly manner	Children conserve water while washing hands and utensils	Cooking process and storage of fuel is safe from fire hazard
1	Jaraka PS	Clean	Yes	Yes	Yes	Yes
2	Radhakrishna Nodal UPS	Clean	Yes	Yes	Yes	Yes
3	Bapuji Nodal UPS Gopalpur	Clean	Yes	Yes	Yes	Yes
4	Neulpur Nodal UPS	Clean	Yes	Yes	Yes	Yes
5	Anantagopala Nodal UPS Nakpole	Clean	Yes	Yes	Yes	Yes
6	Nilakanthapur Project UPS	Clean	Yes	Yes	Yes	Yes
7	Bamphu Mangarajpur Nodal UPS	Clean	Yes	Yes	Yes	Yes
8	Amareswari Nodal UPS	Clean	Yes	Yes	Yes	Yes
9	Dharmasala PS	Clean	Yes	Yes	Yes	Yes
10	Badamangalpur PS	Clean	Yes	Yes	Yes	Yes
11	Kantigadia PS	Clean	Yes	Yes	Yes	Yes
12	Deuli PS	Clean	Yes	Yes	Yes	Yes
13	Gariapur UGUPS	Clean	Yes	Yes	Yes	Yes
14	Harisamant Nodal UPS	Clean	Yes	Yes	Yes	Yes
15	Mahavir Chhaka PS	Clean	Yes	Yes	Yes	Yes
16	Baidyarajpur Nodal UPS	Clean	Yes	Yes	Yes	Yes
17	Bahabalpur Nodal UPS	Clean	Yes	Yes	Yes	Yes
18	Narasinghpur PS	Clean	Yes	Yes	Yes	Yes
19	Praharajpur PS	Clean	Yes	Yes	No	Yes
20	Jayadurga UGUPS	Clean	Yes	Yes	No	Yes
21	Sanakhujala UGUPS	Clean	Yes	Yes	Yes	Yes
22	Sujanpur PS	Clean	No	Yes	No	Yes
23	Syamdasapur PS	Not clean	No	No	No	Yes
24	Kujhala PS	Clean	Yes	Yes	No	Yes
25	Upparbaruan PS	Clean	Yes	Yes	Yes	Yes
26	Swapaneswarpur PS	Clean	Yes	Yes	Yes	Yes
27	Kabirpur Practicing PS	Clean	Yes	Yes	Yes	Yes
28	Pandia Gopinathpur PS	Clean	Yes	Yes	Yes	Yes
29	Adarani Girl's PS	Clean	Yes	Yes	Yes	Yes
30	R.C.High School	Clean	Not observed due to exam	Not observed due to exam	Not observed due to exam	Yes
31	L.C Nodal UPS	Clean	Not observed due to exam	Not observed due to exam	Not observed due to exam	Yes
32	Gopinath Jew Nodal UPS	Clean	No	Yes	No	Yes
33	Rameswar PS	Clean	Yes	Yes	Yes	Yes
34	San Dogada PS	Clean	Yes	Yes	Yes	Yes
35	K.C.Jena Nodal UPS	Clean	Yes	Yes	Yes	Yes
36	Siba Prasad PS	Clean	Yes	Yes	Yes	Yes
37	Talia Majhisahi PS	Clean	Yes	Yes	No	Yes
38	Ezapur PS	Clean	Yes	Yes	Yes	Yes
39	Chitalo Nodal UPS	Clean	Yes	Yes	Yes	Yes
40	Hatibari Nodal UPS	Clean	No	Yes	Yes	Yes

*1) No. of schools having clean school campus = 39

2) No. of schools where children are encouraged to wash hands before and after eating = 34

3) No. of schools where water is conserved by children while washing hands and utensils = 31

4) No. of schools where cooking process and storage of fuel is safe from fire hazard = 40

5) No. of schools where children partake meals in an orderly manner = 37

12. Community Participation:

Table 12.1: Schoolwise status on community participation in MDM supervision and monitoring

Sl. No.	School name	Extent of participation in MDM supervision and monitoring by			Roster maintained by community for MDM supervision
		Parents	SMC	PRI /ULB	
1	Jaraka PS	Occasionally	Occasionally	Occasionally	No
2	Radhakrishna Nodal UPS	Occasionally	Occasionally	Occasionally	No
3	Bapuji Nodal UPS Gopalpur	Occasionally	Occasionally	Occasionally	No
4	Neulpur Nodal UPS	Occasionally	Occasionally	Occasionally	No
5	Anantagopala Nodal UPS Nakpole	Occasionally	Occasionally	Occasionally	No
6	Nilakanthapur Project UPS	Occasionally	Occasionally	Occasionally	No
7	Bamphu Mangarajpur Nodal UPS	Occasionally	Occasionally	Occasionally	No
8	Amareswari Nodal UPS	Occasionally	Everyday	Occasionally	No
9	Dharmasala PS	Occasionally	Occasionally	Occasionally	No
10	Badamangalpur PS	Occasionally	Everyday	Occasionally	No
11	Kantigadia PS	Occasionally	Everyday	Occasionally	No
12	Deuli PS	Occasionally	Occasionally	Occasionally	No
13	Gariapur UGUPS	Occasionally	Occasionally	Occasionally	No
14	Harisamant Nodal UPS	Occasionally	Everyday	Occasionally	No
15	Mahavir Chhaka PS	Occasionally	Occasionally	Occasionally	No
16	Baidyarajpur Nodal UPS	Occasionally	Occasionally	Occasionally	No
17	Bahabalpur Nodal UPS	Everyday	Everyday	Occasionally	No
18	Narasinghpur PS	Occasionally	Occasionally	Occasionally	No
19	Praharajpur PS	Occasionally	Occasionally	Occasionally	No
20	Jayadurga UGUPS	Occasionally	Occasionally	Occasionally	No
21	Sanakhujala UGUPS	Occasionally	Everyday	Occasionally	No
22	Sujanpur PS	Occasionally	Everyday	Not at all	No
23	Syamdasapur PS	Everyday	Everyday	Occasionally	No
24	Kujhala PS	Everyday	Everyday	Occasionally	No
25	Upparbaruan PS	Occasionally	Everyday	Occasionally	No
26	Swapaneswarpur PS	Occasionally	Occasionally	Not at all	No
27	Kabirpur Practicing PS	Occasionally	Occasionally	Occasionally	No
28	Pandia Gopinathpur PS	Occasionally	Occasionally	Not at all	No
29	Adarani Girl's PS	Occasionally	Occasionally	Occasionally	No
30	R.C.High School	Occasionally	No SMC	Occasionally	No
31	L.C Nodal UPS	Occasionally	Every day	Every day	No
32	Gopinath Jew Nodal UPS	Occasionally	Every day	Not at all	No
33	Rameswar PS	Occasionally	Occasionally	Occasionally	No
34	San Dogada PS	Occasionally	Everyday	Occasionally	No
35	K.C.Jena Nodal UPS	Occasionally	Everyday	Occasionally	No
36	Siba Prasad PS	Everyday	Everyday	Occasionally	No
37	Talia Majhisahi PS	Everyday	Everyday	Occasionally	No
38	Ezapur PS	Everyday	Everyday	Occasionally	No
39	Chitalo Nodal UPS	Occasionally	Everyday	Occasionally	No
40	Hatibari Nodal UPS	Occasionally	Occasionally	Occasionally	No

*1) No. of schools where parents supervise and monitor MDM = 40

2) No. of schools where SMC supervise and monitor MDM = 39

3) No. of schools where PRI /ULB supervise and monitor MDM = 36

4) No. of schools where community has maintained a roster for MDM supervision = Nil

Table 12.2: School wise opinion of community leaders on MDM programme

Sl. No.	School name	Quantity of MDM per child at primary level	Quantity of MDM per child at upper primary level	Overall impression of MDM programme	From where do you know about MDM?
1	Jaraka PS	Satisfactory	-	Satisfactory	Teacher
2	Radhakrishna Nodal UPS	Satisfactory	Satisfactory	Satisfactory	Teacher
3	Bapuji Nodal UPS Gopalpur	Satisfactory	-	Satisfactory	Teacher
4	Neulpur Nodal UPS	Satisfactory	Satisfactory	Satisfactory	Block official
5	Anantagopala Nodal UPS Nakpole	Satisfactory	Satisfactory	Satisfactory	Block official
6	Nilakanthapur Project UPS	Satisfactory	Satisfactory	Satisfactory	Teacher
7	Bamphu Mangarajpur Nodal UPS	Satisfactory	Satisfactory	Satisfactory	Teacher
8	Amareswari Nodal UPS	Satisfactory	Satisfactory	Satisfactory	Teacher
9	Dharmasala PS	Good	-	Satisfactory	Teacher
10	Badamangalpur PS	Poor	-	Satisfactory	Teacher
11	Kantigadia PS	Poor	-	Satisfactory	Teacher
12	Deuli PS	Poor	-	Satisfactory	Teacher
13	Gariapur UGUPS	Good	Good	Good	Teacher
14	Harisamant Nodal UPS	Good	Good	Good	Teacher
15	Mahavir Chhaka PS	Good	-	Good	Teacher
16	Baidyarajpur Nodal UPS	Good	Good	Good	Teacher
17	Bahabalpur Nodal UPS	Good	Good	Good	Teacher
18	Narasinghpur PS	Poor	-	Satisfactory	Teacher
19	Praharajpur PS	Good	-	Good	Teacher
20	Jayadurga UGUPS	Good	Good	Good	Teacher, T.V.
21	Sanakhujala UGUPS	Satisfactory	Satisfactory	Satisfactory	Teacher, News paper
22	Sujanpur PS	Good	-	Good	Newspaper, Teacher, T.V.
23	Syamdaspur PS	Good	-	Good	News paper, Teacher, T.V.
24	Kujhala PS	Poor	-	Good	News paper, Teacher, T.V.
25	Upparbaruan PS	Poor	-	Satisfactory	Teacher
26	Swapaneswarpur PS	Satisfactory	-	Satisfactory	Teacher
27	Kabirpur Practicing PS	Poor	-	Satisfactory	Teacher
28	Pandia Gopinathpur PS	Satisfactory	-	Good	Teacher
29	Adarani Girl's PS	Poor	-	Good	Teacher, News papaer
30	R.C.High School	Parents and SMC member not come	Parents and SMC member not come	Parents and SMC member not come	Parents and SMC member not come
31	L.C Nodal UPS	Satisfactory	Satisfactory	Satisfactory	Teacher
32	Gopinath Jew Nodal UPS	Good	Satisfactory	Satisfactory	Teacher
33	Rameswar PS	Satisfactory	-	Satisfactory	Teacher
34	San Dogada PS	Good	-	Good	Teacher
35	K.C.Jena Nodal UPS	Satisfactory	Satisfactory	Satisfactory	Teacher
36	Siba Prasad PS	Satisfactory	-	Satisfactory	Teacher
37	Talia Majhisahi PS	Satisfactory	-	Satisfactory	Teacher
38	Ezapur PS	Good	-	Good	Teacher
39	Chitalo Nodal UPS	Good	Good	Satisfactory	Teacher
40	Hatibari Nodal UPS	Good	Good	Good	Teacher

*1) No. of schools where community has opined that quantity of MDM at primary level is very poor = 08

2) No. of schools where community has opined that quantity of MDM at upper primary level is poor = Nil

3) No. of schools where overall impression of community on MDM is average = Nil

13. Inspection and Supervision:

Table 13.1: Schoolwise status on inspection and supervision of MDM programme by MDM officials since 1-4-11

Sl. No.	School name	Inspection/supervision done by State level officials		Inspection/supervision done by District level officials		Inspection/supervision done by Block level officials	
		No. of times done	Remarks given	No. of times done	Remarks given	No. of times done	Remarks given
1	Jaraka PS	No	-	No	-	Yes (3)	No remark
2	Radhakrishna Nodal UPS	No	-	No	-	Yes (3)	No remark
3	Bapuji Nodal UPS Gopalpur	No	-	No	-	No	-
4	Neulpur Nodal UPS	No	-	No	-	Yes (2)	No remark
5	Anantagopala Nodal UPS Nakpole	No	-	No	-	No	-
6	Nilakanthapur Project UPS	No	-	No	-	No	-
7	Bamphu Mangarajpur Nodal UPS	No	-	No	-	Yes (5)	No remark
8	Amareswari Nodal UPS	No	-	No	-	Yes (5)	No remark
9	Dharmasala PS	No	-	No	-	Yes (1)	No remark
10	Badamangalpur PS	No	-	Yes (1)	No remark	Yes (1)	No remark
11	Kantigadia PS	No	-	No	-	Yes (1)	No remark
12	Deuli PS	No	-	No	-	Yes(1)	No remark
13	Gariapur UGUPS	No	-	Yes (2)	No remark	Yes (1)	No remark
14	Harisamant Nodal UPS	No	-	Yes (1)	Good	Yes (1)	Good
15	Mahavir Chhaka PS	No	-	Yes (1)	Good	Yes (12)	Good
16	Baidyarajpur Nodal UPS	No	-	Yes (1)	Good	Yes (1)	Good
17	Bahabalpur Nodal UPS	No	-	No	-	No	-
18	Narasinghpur PS	No	-	No	-	Yes (5)	Good
19	Praharajpur PS	No	-	No	-	Yes (6)	No remark
20	Jayadurga UGUPS	No	-	No	-	Yes (7)	MDM served properly
21	Sanakhujala UGUPS	No	-	No	-	Yes (16)	MDM is satisfactory, Remuneration is not paid regularly
22	Sujanpur PS	No	-	Yes (2)	Good	Yes (6)	Sufficient MDM, Good
23	Syamdaspur PS	No	-	No	-	Yes (2)	Contact Block Controll Officer for food grains
24	Kujhala PS	No	-	No	-	Yes (10)	No remark
25	Upparbaruan PS	No	-	No	-	No	-
26	Swapaneswarpur PS	No	-	No	-	No	-
27	Kabirpur Practicing PS	No	-	No	-	No	-
28	Pandia Gopinathpur PS	No	-	No	-	Yes (1)	No remark
29	Adarani Girl's PS	No	-	No	-	Yes (15)	Proper storage
30	R.C.High School	No	-	No	-	No	-
31	L.C Nodal UPS	No	-	No	-	Yes(12)	Availability of stock, proper storage
32	Gopinath Jew Nodal UPS	No	-	No	-	Yes (14)	Stock available, weekly menu displayed
33	Rameswar PS	No	-	No	-	Yes (1)	No remark
34	San Dogada PS	No	-	No	-	Yes (6)	Menu displayed, proper storage
35	K.C.Jena Nodal UPS	No	-	Yes (1)	Good preparation of MDM	Yes (2)	No remark
36	Siba Prasad PS	No	-	Yes (1)	No remark	Yes (3)	No remark
37	Talia Majhisahi PS	No	-	No	-	No	-
38	Ezapur PS	No	-	No	-	Yes (15)	No remark
39	Chitalo Nodal UPS	No	-	No	-	Yes (5)	No remark
40	Hatibari Nodal UPS	No	-	No	-	Yes(23)	No remark

*1) No. of schools inspected/supervised by State level officials since 1-4-11 = Nil

2) No. of schools where inspected/supervised by District level officials since 1-4-11 = 08

3) No. of schools where inspected/supervised by Block level officials since 1-4-11 = 31

14. Impact:

Table 14.1: Schoolwise opinion of parents, teachers and students on impact of MDM


Sl. No.	School name	MDM has improved the enrollment and attendance of children	MDM has improved the general health of children	MDM has improved the nutritional status of children
1	Jaraka PS	Yes	Yes	Cant say
2	Radhakrishna Nodal UPS	Yes	Yes	Cant say
3	Bapuji Nodal UPS Gopalpur	Yes	Yes	Cant say
4	Neulpur Nodal UPS	Yes	Yes	Cant say
5	Anantagopala Nodal UPS Nakpole	Yes	Yes	Cant say
6	Nilakanthapur Project UPS	Yes	Yes	Cant say
7	Bamphu Mangarajpur Nodal UPS	Yes	Yes	Yes
8	Amareswari Nodal UPS	Yes	Yes	Yes
9	Dharmasala PS	Yes	Yes	Yes
10	Badamangalpur PS	Yes	Yes	Yes
11	Kantigadia PS	Yes	Yes	Yes
12	Deuli PS	Yes	Yes	Yes
13	Gariapur UGUPS	No	No	No
14	Harisamant Nodal UPS	Yes	Yes	Yes
15	Mahavir Chhaka PS	Yes	Yes	Yes
16	Baidyarajpur Nodal UPS	Yes	Yes	Yes
17	Bahabalpur Nodal UPS	Yes	Yes	Yes
18	Narasinghpur PS	Yes	Yes	Yes
19	Praharajpur PS	Yes	Yes	Yes
20	Jayadurga UGUPS	Yes	Yes	Yes
21	Sanakhujala UGUPS	Yes	Yes	Yes
22	Sujanpur PS	Yes	Yes	Yes
23	Syamdaspur PS	Yes	Yes	Can't say
24	Kujhala PS	Yes	Yes	Yes
25	Upparbaruan PS	Yes	Yes	Yes
26	Swapaneswarpur PS	Yes	Yes	Yes
27	Kabirpur Practicing PS	Yes	Yes	Yes
28	Pandia Gopinathpur PS	No	No	No
29	Adarani Girl's PS	Yes	Yes	Yes
30	R.C.High School	No	No	No
31	L.C Nodal UPS	Yes	Yes	Yes
32	Gopinath Jew Nodal UPS	Yes	Yes	Yes
33	Rameswar PS	Yes	Yes	Yes
34	San Dogada PS	Yes	Yes	Yes
35	K.C.Jena Nodal UPS	Yes	No	No
36	Siba Prasad PS	Yes	No	No
37	Talia Majhisahi PS	No	No	No
38	Ezapur PS	Yes	Yes	Yes
39	Chitalo Nodal UPS	Yes	Yes	Yes
40	Hatibari Nodal UPS	Yes	Yes	Yes

*1) No. of schools where parents, teachers and students have opined that MDM has improved students' enrollment and attendance = 36

2) No. of schools where parents, teachers and students have opined that MDM has improved general health of children = 34

3) No. of schools where parents, teachers and students have opined that MDM has improved nutritional status of children = 27

**DISTRICT PROJECT OFFICE,
SARVA SHIKSHA ABHIYAN, JAJPUR**



Letter No.: 1043

Date: 24/03/12

From

District Project Co-ordinator
SSA, Jajpur

To

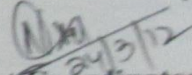
All the BRC Coordinators
SSA, Jajpur

Sub: Monitoring of SSA & MDM activities during 2011-12---- regarding

Sir,


In inviting a reference to the subject cited above, I am to inform you that the monitoring team of NKC Centre for Development Studies, Bhubaneswar (Monitoring Institute) shall visit to the selected 40 schools (copy enclosed) for data collection. You are requested to intimate the HM / SMC / MDM provider of the concerned schools to remain present during the date of their visit to school and co-operate in providing necessary data. You are also requested to intimate the matter at all CRC of your Block and do the needful at your end.

Yours faithfully


District Project Coordinator
SSA, Jajpur

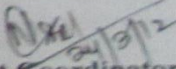
Memo. No. 1044 // Dated 24/03/12

Copy submitted to Addl. Director (Planning), OPEPA for favour of kind information


District Project Coordinator
SSA, Jajpur

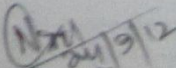
Memo. No. 1045 // Dated 24/03/12

Copy submitted to the Nodal officer, NKCCDS (Monitoring SSA & MDM), Bhubaneswar for kind information & necessary action.


District Project Coordinator
SSA, Jajpur


Memo. No. 1046 // Dated 24/03/12

Copy submitted to P.A. to Collector, Jajpur for favour of kind information of Collector


District Project Coordinator
SSA, Jajpur

Memo. No. 1047 // Dated 24/03/12

Copy to D.I. of schools, Jajpur I and II for information & necessary action


District Project Coordinator
SSA, Jajpur

40 SAMPLE SCHOOLS FOR MONITORING OF SSA ACTIVITIES & MDM PROGRAMME IN JAJPUR DISTRICT BY NKC CENTRE FOR DEVELOPMENT STUDIES, BHUBANESWAR (MONITORING INSTITUTE)

Sl. no.	Name of School	Name of the Block / ULB	Category	Date of Visit	Remark
1.	Jaraka PS	Dharmasala Block		19-04-12	
2.	Radhakrishna Nodal UPS	Dharmasala Block	CAL	20-04-12	
3.	Bapuji Nodal UPS Gopalpur	Dharmasala Block		21-04-12	
4.	Neulpur Nodal UPS	Dharmasala Block	CAL	23-04-12	Minority
5.	Anantagopala Nodal UPS Nakpole	Dharmasala Block		24-04-12	
6.	Nilakanthapur Project UPS	Dharmasala Block		25-04-12	
7.	Bamphu Mangarajpur Nodal UPS	Dharmasala Block		19-04-12	
8.	Amareswari Nodal UPS	Dharmasala Block		20-04-12	
9.	Dharmasala PS	Dharmasala Block		21-04-12	Minority
10.	Badamangalpur PS	Dharmasala Block		23-04-12	
11.	Kantigadia PS	Dharmasala Block		24-04-12	
12.	Deuli PS	Dharmasala Block		25-04-12	
13.	Gariapur UGUPS	Jajpur MPL	CWSN	19-04-12	SC
14.	Harisamant Nodal UPS	Jajpur MPL	Civil	20-04-12	
15.	Mahavir Chhaka PS	Jajpur MPL		21-04-12	
16.	Baidyarajpur Nodal UPS	Jajpur MPL	NPEGEL	23-04-12	
17.	Bahabalpur Nodal UPS	Jajpur MPL	Civil	24-04-12	
18.	Narasinghpur PS	Jajpur MPL		25-04-12	
19.	Praharajpur PS	Jajpur MPL		19-04-12	
20.	Jayadurga UGUPS	Jajpur MPL		20-04-12	
21.	Sanakhujala UGUPS	Jajpur Block	NPEGEL	21-04-12	
22.	Sujanpur PS	Jajpur Block		23-04-12	
23.	Syamdaspur PS	Jajpur Block		24-04-12	
24.	Kujhala PS	Jajpur Block		25-04-12	
25.	Upparbaruan PS	Jajpur Block		19-04-12	
26.	Swapaneswarpur PS	Jajpur Block		20-04-12	
27.	Kabirpur Practicing PS	Jajpur Block		21-04-12	
28.	Pandia Gopinathpur PS	Jajpur Block		23-04-12	Minority
29.	Adarani Girl's PS	Jajpur Block		24-04-12	
30.	R.C.High School	Jajpur Block	KGBV	25-04-12	
31.	L.C Nodal UPS	Dasarathpur Block	CWSN	19-04-12	SC
32.	Gopinath Jew Nodal UPS	Dasarathpur Block	CWSN	20-04-12	
33.	Rameswar PS	Dasarathpur Block		21-04-12	
34.	San Dogada PS	Dasarathpur Block		23-04-12	
35.	K.C.Jena Nodal UPS	Dasarathpur Block	CAL	24-04-12	
36.	Siba Prasad PS	Dasarathpur Block		25-04-12	
37.	Talia Majhisahi PS	Dasarathpur Block		19-04-12	
38.	Izapur Ps	Dasarathpur Block		20-04-12	
39.	Chitalo Nodal UPS	Dasarathpur Block		23-04-12	
40.	Hatibari Nodal UPS	Sukinda Block	KGBV	24-04-12	ST

*RSTC and NRSTC were not proposed in the Year 2011-12. There are only two KGBVs in the District.

P. Acharya
Nodal Officer, NCDS
(Monitoring SSA & MDM Programme)
24/3/12

M. M. ...
District Project Coordinator
SSA, Jajpur

Major Issues and Policy Recommendations

Basing upon the findings on MDM activities in the 05 sample Districts, some major issues have been identified and policy measures have been suggested for each district separately in earlier chapters and those have been compiled in this chapter. The major issues have been mentioned in section B and the policy recommendation have been delineated in section C. In section A some achievements of the MDM programme have been depicted.

Section A

Achievements:

1. Hot cooked MDM is given in all schools in all 05 Districts.
2. Good quality of rice is supplied.
3. There is no gender / caste / community discrimination in cooking / serving / seating arrangement relating to MDM in any schools in all 05 Districts.
4. Most of the school have display the MDM weekly menu in a visible place.
5. Almost all schools have served MDM as per the weekly menu.
6. MDM items are varied everyday and nutritious with provision of eggs twice a week in almost all schools.
7. In most of the schools (>75%), employment facility has been given to women of backward communities.
8. Potable water facility is available in almost all schools.
9. Community is satisfied over the quality and quantity of MDM in almost all schools.






Section B

Major Issues:






1. Issue of non-provision of MDM on some working days.

- a. Dhenkanal District: 07 (17.5%) schools ranging from 01 day to 13 days
 - b. Kendrapara District : 18 (45%) schools ranging from 02 days to 03 days
 - c. Balasore District: 05 (12.5%) schools ranging from 02 days to 12 days
 - d. Bhadrak District: 05 (12.5%) schools ranging from 01 day to 04 days
 - e. Jajpur District: 19 (47.5%) schools ranging from 01 day to 50 days
- Main reasons are rice shortage, fuel shortage, rainfall, flood, lack of cooking cost advance.

2. Issue of some enrolled children not coming to school and hence unable to take MDM.






-  Dhenkanal District: 13.8% children.
 -  Kendrapara District: 22% children.
 -  Balasore District: 53% children.
 -  Bhadrak District: 26.9% children.
 -  Jajpur District: 52% children.
- One reason may be fake enrollment or enrollment in more than one school.
- Post Annual Examination vacation mood of children in Balasore and Jajpur Districts is another reason.

3. Issue of some children denying to take MDM although have attended the school.

-  Dhenkanal District: 7.5 % children
-  Kendrapara District: 4% children
-  Balasore District: 2 % children
-  Bhadrak District: <1% children
-  Jajpur District: 3 % children

→ The reasons are many: (1) children going to home to take food; (2) children not eating owing to lack of utensils; and (3) children eating home-made tiffin or snacks purchased from market.

4. Issue of less amount of rice being cooked than what has been shown in the MDM register.

- Reported from Dhenkanal, Kendrapara and Balasore Districts.
- 5. Issue of less amount of rice being cooked than what is required as per the MDM norm.**
→ Reported from Dhenkanal District.
- 6. Issue of excess amount of rice and dal cooked and shown in MDM register and taken away by the Cook and Helper**
→ Reported from Kendrapara, Balasore and Bhadrak Districts.
- 7. Issue of schools not getting the cooking cost in advance regularly.**
→ Reported from Dhenkanal, Kendrapara, Balasore, Bhadrak and Jajpur Districts.
→ The reasons are: (1) delayed or no submission of vouchers and expenditure statement by SHG/SMC to the Block office, and (2) delay by the Block Officers to release the cooking cost in advance every month.
- 8. Issue of engaging Head Teachers in managing MDM**
→ Reported from Dhenkanal, Kendrapara, Balasore, Bhadrak and Jajpur Districts.
→ SMC members take plea that they do not have time to manage MDM but urge that children should get MDM everyday and request the Head Teachers to manage MDM.
→ In the event of delay in payment of advance cooking cost, some SHGs are not willing to manage MDM utilizing their own fund.
- 9. Less and irregular payment of remuneration to Cook and Helper.**
→ Reported from Dhenkanal, Kendrapara, Balasore, Bhadrak and Jajpur Districts.
- 10. Issue of lack of regular health check up and no provision of Vit A, iron tablets and de-worming tablets.**
→ Reported from Dhenkanal, Kendrapara, Balasore, Bhadrak and Jajpur Districts.
- 11. Issue of no utilization of pucca kitchen shed-cum-store for cooking / storing purpose.**
(a) Not used for cooking:
-  Dhenkanal District: 18 schools.
 -  Kendrapara District : 16 schools
 -  Balasore District: 24 schools.
 -  Bhadrak District: 15 schools
 -  Jajpur District: 22 schools

→ Main reasons: space shortage, smoke problem, not suitable for cooking on a hearth.

(b) Not used for storing:

✚ Dhenkanal District: 17 schools.

✚ Kendrapara District : 17 schools

✚ Balasore District: 25 schools.

✚ Bhadrak District: 12 schools

✚ Jajpur District: 26 schools

→ Main reasons: space shortage, fear of theft.

12. Issue of inadequate availability of cooking utensils.

✚ Dhenkanal District: 18 (45 %) schools.

✚ Kendrapara District : 18 (45 %) schools

✚ Balasore District: 28 (70 %) schools.

✚ Bhadrak District: 30 (75 %) schools

✚ Jajpur District: 29 (72.5 %) schools

13. Issue of lack of adequate and regular supervision and monitoring of MDM

→ Reported from Dhenkanal, Kendrapara, Balasore, Bhadrak and Jajpur Districts.

14. Issue of lack of proper weighing machine for measuring the weight of food grains and vegetables and the weight of children.

→ Reported from Dhenkanal, Kendrapara, Balasore, Bhadrak and Jajpur Districts.

15. Issue of mismanagement of MDM by NGOs.

→ Reported from Bhadrak District.

16. Issue of Largescale / Occurrence of malnutrition among children.

→ Case studies from Rajmohanpur UPS, Similia Ps and Gobindpur UPS from Dhenkanal District and Kakt Mangala UPS of Kendrapara District reveal it.

Section C

Policy Recommendations:

1. Rice stock availability at school be recorded every month and accordingly the required amount of rice be supplied with only 01 month of buffer stock.

2. Physical verification of the enrolled children at every school be made and the cases of fake/multiple enrollment be identified and quashed out.
3. Eating utensils be made available at each school. MDM food items be made more tasty with provision of more quantum of dal and vegetables per child per day. School gate may be closed during recess hours and children be motivated to eat MDM together with other children. Neat and clean dinning space be provided so that the children will like to eat in a safe place throughout the year. Each school be provided with a pucca dinning hall having vitrified tiled floor, sitting space as per enrollment strength, safe drinking water facility and facility for washing utensils and hands with soap and water.
4. Each school be instructed to identify, at morning prayer class every day, the children who would opt for taking MDM and MDM be cooked only for them.
5. The Head Teachers, SHGs and SMCs may be given onsite support relating to timely submission of vouchers and expenditure statement to the Block Office. Adequate supporting staff may be provided to facilitate the Block office in releasing the advance cooking cost regularly by the 1st week of every month.
6. The District / Block Nodal Officer for MDM be instructed to ensure non-involvement of Head Teacher / Teacher in procurement / management of MDM as per the MDM norm.
7. No Head Teacher/ teacher be made accountable for any kind of discrepancy or stoppage in the management or procurement of MDM.
8. The roles of SMC, SHG and teachers relating to MDM management be displayed in flex board in a visible place in school for generating awareness as well as transparency of MDM rules.
9. Each Cook/ Helper be posted as Cook-cum-Helper and be paid Rs.1000/- per month as remuneration. The Govt. of India norm relating to posting of the number of Cook-cum-Helper as per the student strength of school be adopted soon.

10. The State should take steps to cover all elementary schools under the NRHM scheme for regular health check up and provision of vit. A, iron and de-worming tablets to the needy children.
11. For each kitchen shed-cum-store, a chimney may be constructed for release of smoke. Shelves may be prepared for storage of food grains and fire wood inside the kitchen shed-cum-store using the maintenance grant. In case of schools having more than 100 children, additional grant may be given for construction of 01/ 02 more pucca kitchen shed-cum-stores depending upon the enrollment strength of the school.
12. Schools having inadequate cooking utensils may be given some grant to procure the required cooking utensils.
13. The supervision and monitoring system needs to be strengthened with documentation of feedback data received by the supervisory and monitoring officers in prescribed formats.
14. Each school may be provided with a digital weighing machine for utilizing it to weigh the food grains/vegetables to be used for cooking and also to take weight measurement of the children to assess their nutritional status.
15. Each school may be given a separate grant to purchase steel-made storage bins to keep the food grains in safe custody. This may be released depending upon the enrollment strength of school.
16. Each school may be given a separate grant for purchasing eating utensils like steel-made tray and glass for the students as per the enrollment strength of school.
17. NGOs should not be given the responsibility of procuring cooking and supplying the MDM to any rural schools and any urban schools that have the facility of kitchen as per the GoI norm.
18. All schools be instructed to keep record of the nutritional status of all children and to identify the malnourished children from among them for malnutritional / medical treatment.

Comments given by SPO

Government of Odisha
School & Mass Education Department.

No. 1144 /SPMU, Date: 27/8/12
S&M.E. (MDM) 186/2012 (Pt.)

From

Sri S.P. Panda, OAS-I,
State Nodal Officer (MDM).

To

Sri Gaya Prasad,
Director (MDM), Govt. of India, Ministry of HRD,
Department of School Education Literacy,
Shastri Bhawan, New Delhi. - 110115.

Sub: Submission of compliance to the 1st Half Yearly Monitoring Draft Report (for the period of 1st October, 2011 to 31st March, 2012) submitted by Nabakrushna Choudhury Centre for Development Studies, Bhubaneswar.

Sir,

I am directed to submit herewith the compliance on the 1st Half Yearly Monitoring Draft Report of 2011-12 furnished by Nabakrushna Choudhury Centre for Development Studies, Bhubaneswar (from 1st October, 2011 to 31st March, 2012) for kind information and necessary action.

Yours faithfully,


State Nodal Officer (MDM)

Memo No. 1145 / Dt. 27/8/12
Copy forwarded to the Director, Nabakrushna Choudhury Centre for Development Studies, Bhubaneswar for information and necessary action.


State Nodal Officer (MDM)



Compliance to the issues:

Dhenkanal District

(1) Regularity in serving Meal:

Instructions have been issued from time to time to ensure uninterrupted supply of mid-day meal to the school children. The Sub-Inspector of Schools Headquarters of each Block has been authorized to ensure availability of food grains at school point through the S&T Agent. District Administration is being requested again to look into the problem and ensure availability of rice, fuel and dal at school point.

(2) Trends:

District Administration is being requested to make physical verification of the enrolled children at every school and identify the cases of fake /multiple enrollment for deletion. The teachers and the SMC should motivate the school children to take mid-day meal instead of going home during recess time. Central Govt. grant of Rs.5000/- per school has been provided to 66383 no. of schools in the State. MHRD, GoI has been requested to provide Rs.131.80 lakhs for 2636 units for replacement /procurement of cooking and eating utensils. Action shall be initiated against the erring officials / Programme Implementing Agencies who have shown more consumption of rice in the MDM register than what is required as per MDM norms.

(3) Regularity in delivering food grains to school level:

Instructions have been issued to the District Administration to provide food grains (Rice) of best average quality to the schools at least for 3 months in advance. The District Administration will be asked to ensure availability of rice at school point for uninterrupted supply of mid-day meal.

(4) Regularity in delivering cooking cost to school level:

Steps are being taken to release cooking cost to the joint Bank Account of the school meant for MDM Scheme only from District Inspector of Schools's level. The role of BDO in releasing cooking cost shall be dispensed with only for quick release of funds.

(5) Social equity:

Nothing to comply.

(6) Variety of menu:

Nothing to comply

(7) **Quality & quantity of meal:**

The supervising officers shall be asked to ensure good quality rice and dal are procured and cooked to serve the student. Furthermore, they have to ensure that cooked noon meal should be served as per the approved menu keeping in view the quality and the quantity aspect.

(8) **Supplementary:**

Convergence has been made with the National Rural Health Mission, Department of Health and Family Welfare to strengthen the School Health Programme. State Nodal Officer (MDM) has been designated as the Nodal Officer of the School & Mass Education Deptt. to co-ordinate the School Health Programme.

(9) **Status of cook:**

Cook-cum-Helper is paid Rs.1000/- as monthly honorarium w.e.f 01.04.2012. Moreover, D.I. of Schools, Headquarters is being authorized to release honorarium direct to the Bank Account of the cook-cum-helper by 7th of the succeeding month. Cook-cum-Helpers are engaged as per GoI norm.

(10) **Infrastructure:**

Collectors have been instructed to complete all incomplete kitchen-cum-stores on war footing basis to ensure safety and hygiene. They will be reminded to ensure completion by dovetailing funds from other schemes, if required and use of the completed kitchen-cum-stores. Proposal to GoI will be submitted to sanction funds for construction of the kitchen-cum-stores in the left out schools. Request shall be made to the MHRD, GoI to make provision of funds for procurement of LPG gas connection. Instruction will be issued to arrange potable water for cooking and drinking purpose.

(11) **Safety and Hygiene:**

Nothing to comply

(12) **Community Participation:**

The teachers and the SMC members shall be requested to motivate the community to supervise mid-day meal every day.

(13) **Inspection and Supervision:**

The CRCCs will be designated as cluster Nodal Officers for MDM for effective supervision and monitoring. Instructions have been issued to the District authorities several times to visit schools to oversee the feeding programme. However, this aspect is to be streamlined.

(14) Impact

Nothing to comply

Major Issues & Suggestions:

Except item No.13, all others issues have been discussed in the foregoing paragraphs. Proposal for procurement of digital weighing machine / weighing machine will be submitted to GoI for placement of funds. Furthermore, this aspect shall be put up in the next State level Steering-cum-Monitoring Committee meeting for making provision of funds for procurement of weighing machine for each school. So far as suggestions made by the MI are concerned, all items have been discussed in the foregoing paragraphs except item No.3, 8, 13, 15 & 16.

Item No.3 - Proposal for construction of dining hall will be submitted to GoI for placement of fund.

Item No.8. - The roles of SMC, SHG and teachers relating to MDM management shall be displayed in a flex board in a visible place in school for creating awareness.

Item No.13 - The CRCCs have been asked to supervise and monitor MDM Scheme at least 10 schools in a month through "Samikshya" especially on five parameters:

- (a) Regularity in serving meals and adherence to weekly menu.
- (b) Availability of food grains.
- (c) Availability of cooking cost.
- (d) Proper storage of food stuff.
- (e) Payment of honorarium to cook-cum-helper in time.

However, they will be asked to see all aspects of the scheme.

Item No. 15 & 16 - MHRD, GoI will be moved for placement of funds for procurement of steel-made storage bins and eating utensils.

Kendrapara District

(1) Regularity in serving Meal:

Instructions have been issued from time to time to ensure uninterrupted supply of mid-day meal to the school children. The Sub-Inspector of Schools Headquarters of each Block has been authorized to ensure availability of food grains at school point through the S&T Agent. District Administration is being requested again to look into the problem and ensure availability of rice, fuel and dal at school point.

Di Headquarters is being asked to ensure availability of cooking cost at least for 3 months in advance at school point.

(14) Impact

Nothing to comply

Major Issues & Suggestions:

Except item No.13, all others issues have been discussed in the foregoing paragraphs. Proposal for procurement of digital weighing machine / weighing machine will be submitted to GoI for placement of funds. Furthermore, this aspect shall be put up in the next State level Steering-cum-Monitoring Committee meeting for making provision of funds for procurement of weighing machine for each school. So far as suggestions made by the MI are concerned, all items have been discussed in the foregoing paragraphs except item No.3, 8, 13, 15 & 16.

Item No.3 - Proposal for construction of dining hall will be submitted to GoI for placement of fund.

Item No.8. - The roles of SMC, SHG and teachers relating to MDM management shall be displayed in a flex board in a visible place in school for creating awareness.

Item No.13 - The CRCCs have been asked to supervise and monitor MDM Scheme at least 10 schools in a month through "Samikshya" especially on five parameters:

- (a) Regularity in serving meals and adherence to weekly menu.
- (b) Availability of food grains.
- (c) Availability of cooking cost.
- (d) Proper storage of food stuff.
- (e) Payment of honorarium to cook-cum-helper in time.

However, they will be asked to see all aspects of the scheme.

Item No. 15 & 16 - MHRD, GoI will be moved for placement of funds for procurement of steel-made storage bins and eating utensils.

Kendrapara District

(1) Regularity in serving Meal:

Instructions have been issued from time to time to ensure uninterrupted supply of mid-day meal to the school children. The Sub-Inspector of Schools Headquarters of each Block has been authorized to ensure availability of food grains at school point through the S&T Agent. District Administration is being requested again to look into the problem and ensure availability of rice, fuel and dal at school point.

Di Headquarters is being asked to ensure availability of cooking cost at least for 3 months in advance at school point.

designated as the Nodal Officer of the School & Mass Education Deptt. to co-ordinate the School Health Programme.

(9) Status of cook:

Cook-cum-Helper is paid Rs.1000/- as monthly honorarium w.e.f 01.04.2012. Moreover, D.I. of Schools, Headquarters is being authorized to release honorarium direct to the Bank Account of the cook-cum-helper by 7th of the succeeding month. Cook-cum-Helpers are engaged as per GoI norm.

(10) Infrastructure:

Collectors have been instructed to complete all incomplete kitchen-cum-stores on war footing basis to ensure safety and hygiene. They will be reminded to ensure completion ^{by} dovetailing funds from other schemes, if required and use of the completed kitchen-cum-stores. Proposal to GoI will be submitted to sanction funds for construction of the kitchen-cum-stores in the left out schools. Request shall be made to the MHRD, GoI to make provision of funds for procurement of LPG gas connection. Instruction will be issued to arrange potable water for cooking and drinking purpose.

(11) Safety and Hygiene:

Nothing to comply

(12) Community Participation:

The teachers and the SMC members shall be requested to motivate the community to supervise mid-day meal every day.

(13) Inspection and Supervision:

The CRCCs will be designated as cluster Nodal Officers for MDM for effective supervision and monitoring. Instructions have been issued to the District authorities several times to visit schools to oversee the feeding programme. However, this aspect is to be streamlined.

(14) Impact

Nothing to comply

(15) Other observations, if any:

- (i) State Govt. has issued decentralized guidelines which debar Headmasters / teachers from procurement of food stuff. Their duty is to supervise Mid-Day Meal Programme only, not to involve in management of the programme. The District Administration is being instructed to adhere to the decentralized guidelines.
- (ii) Convergence has been made with the National Rural Health Mission, Deptt. of Health and Family Welfare for regular health check-up, supply of micronutrients and de-worming tablets etc.

-
- (iii) Instructions has been issued to receive fair average quality rice from the FCI. The school authorities / Programme Implementing Agency should have returned the infested rice as soon as they detect it. However, the DI of Schools, Headquarters, Kendrapara is being asked to ensure return of the infested rice immediately.

Major Issues & Suggestions:

Except item No.13, all others issues have been discussed in the foregoing paragraphs. Proposal for procurement of digital weighing machine / weighing machine will be submitted to GoI for placement of funds. Furthermore, this aspect shall be put up in the next State level Steering-cum-Monitoring Committee meeting for making provision of funds for procurement of weighing machine for each school. So far as suggestions made by the MI are concerned, all items have been discussed in the foregoing paragraphs except item No.3, 9, 14, 16 & 17.

Item No.3 - Proposal for construction of dining hall will be submitted to GoI for placement of fund.

Item No.9 - The roles of SMC, SHG and teachers relating to MDM management shall be displayed in a flex board in a visible place in school for creating awareness.

Item No.14 - The CRCCs have been asked to supervise and monitor MDM Scheme at least 10 schools in a month through "Samikshya" especially on five parameters:

- (a) Regularity in serving meals and adherence to weekly menu.
- (b) Availability of food grains.
- (c) Availability of cooking cost.
- (d) Proper storage of food stuff.
- (e) Payment of honorarium to cook-cum-helper in time.

However, they will be asked to see all aspects of the scheme.

Item No. 16 & 17 - MHRD, GoI will be moved for placement of funds for procurement of steel-made storage bins and eating utensils.

Balasore District

(1) Regularity in serving Meal:

Instructions have been issued from time to time to ensure uninterrupted supply of mid-day meal to the school children. The Sub-Inspector of Schools Headquarters of each Block has been authorized to ensure availability of food grains at school point through the S&T Agent. District Administration is being requested again to look into the problem and ensure availability of rice, fuel and dal at school point.

(2) **Trends:**

District Administration is being requested to make physical verification of the enrolled children at every school and identify the cases of fake /multiple enrollment for deletion. The teachers and the SMC should motivate the school children to take mid-day meal instead of going home during recess time. Central Govt. grant of Rs.5000/- per school has been provided to 66383 no. of schools in the State. MHRD, GoI has been requested to provide Rs.131.80 lakhs for 2636 units for replacement /procurement of cooking and eating utensils. Action shall be initiated against the erring officials / Programme Implementing Agencies who have shown more consumption of rice in the MDM register than what is required as per MDM norms.

(3) **Regularity in delivering food grains to school level:**

Instructions have been issued to the District Administration to provide food grains (Rice) of best average quality to the schools at least for 3 months in advance. The District Administration will be asked to ensure availability of rice at school point for uninterrupted supply of mid-day meal.

(4) **Regularity in delivering cooking cost to school level:**

Steps are being taken to release cooking cost to the joint Bank Account of the school meant for MDM Scheme only from District inspector of Schools's level. The role of BDO in releasing cooking cost shall be dispensed with only for quick release of funds.

(5) **Social equity:**

Nothing to comply.

(6) **Variety of menu:**

The DI of Schools, Headquarters, Balasore will be asked to find out the reasons for non-supply of mid-day meal to ITI UGUPS and ensure resumption of the programme in the school.

(7) **Quality & quantity of meal:**

The District Administration shall ensure wholesome food with adequate quantity is served to the school children. The SMC should be motivated to supervise the scheme.

(8) **Supplementary:**

Convergence has been made with the National Rural Health Mission, Department of Health and Family Welfare to strengthen the School Health Programme. State Nodal Officer (MDM) has been designated as the Nodal Officer of the School & Mass Education Deptt. to co-ordinate the School Health Programme.

(9) Status of cook:

Cook-cum-Helper is paid Rs.1000/- as monthly honorarium w.e.f 01.04.2012. Moreover, D.I. of Schools, Headquarters is being authorized to release honorarium direct to the Bank Account of the cook-cum-helper by 7th of the succeeding month. Cook-cum-Helpers are engaged as per GoI norm.

(10) Infrastructure:

Collectors have been instructed to complete all incomplete kitchen-cum-stores on war footing basis to ensure safety and hygiene. They will be reminded to ensure completion by dovetailing funds from other schemes, if required and use of the completed kitchen-cum-stores. Proposal to GoI will be submitted to sanction funds for construction of the kitchen-cum-stores in the left out schools. Request shall be made to the MHRD, GoI to make provision of funds for procurement of LPG gas connection.

(11) Safety and Hygiene:

Nothing to comply

(12) Community Participation:

Nothing to comply.

(13) Inspection and Supervision:

For effective supervision and monitoring specific targets has been assigned to the District and Block level officials. State Review Mission has been formed to undertake field visits of the districts.

(14) Impact

Nothing to comply

(15) Other observations:

The DI of Schools, Headquarters will be asked to enquiry into the matter and take immediate corrective actions.

Major Issues & Suggestions:

All issues have been discussed in the foregoing paragraphs except item No.11. Proposal for procurement of digital weighing machine / weighing machine will be submitted to GoI for placement of funds. Furthermore, this aspect shall be put up in the next State level Steering-cum-Monitoring Committee meeting for making provision of funds for procurement of weighing machine for each school. So far as suggestions made by the MI are concerned, all suggestions have been discussed in the foregoing paragraphs except item No. 3, 8, 13, 15 & 16.

Item No.3 - Proposal for construction of dining hall will be submitted to GoI for placement of fund.

Item No.8. - The roles of SMC, SHG and teachers relating to MDM management shall be displayed in a flex board in a visible place in school for creating awareness.

Item No.13 - The CRCCs have been asked to supervise and monitor MDM Scheme at least 10 schools in a month through "Samikshya" especially on five parameters:

- (a) Regularity in serving meals and adherence to weekly menu.
- (b) Availability of food grains.
- (c) Availability of cooking cost.
- (d) Proper storage of food stuff.
- (e) Payment of honorarium to cook-cum-helper in time.

However, they will be asked to see all aspects of the scheme.

Item No. 15 & 16 - MHRD, GoI will be moved for placement of funds for procurement of steel-made storage bins and eating utensils.

Bhadrak District

(1) Regularity in serving Meal:

Instructions have been issued from time to time to ensure uninterrupted supply of mid-day meal to the school children. The Sub-Inspector of Schools, Headquarters of each Block has been authorized to ensure availability of food grains and cooking cost at school point through the S&T Agent. District Administration is being requested again to look into the problem and ensure availability of rice and cooking cost etc at school point.

As regards supply of mid-day meal by Damodar Jew Sevayatan, the NGO, this matter has been looked up in litigation. As per the orders of the Hon'ble High Court, the NGO, i.e. Damodar Jew Sevayatan has been allowed to provide mid-day meal to 33 schools of the Bhadrak Municipality by the Collector, Bhadrak. However, Collector will asked to strengthen supervision and monitoring of the Scheme and initiate action against the PIA/erring officials.

(2) Trends:

District Administration is being requested to make physical verification of the enrolled children at every school and identify the cases of fake /multiple enrollment for deletion. The teachers and the SMC should motivate the school children to take mid-day meal instead of going home during recess time. Central Govt. grant of Rs.5000/- per school has been provided to 66383 no. of schools in the State. MHRD,

GoI has been requested to provide Rs.131.80 lakhs for 2636 units for replacement /procurement of cooking and eating utensils. Action shall be initiated against the erring officials / Programme Implementing Agencies who have shown more consumption of rice in the MDM register than what is required as per MDM norms.

(3) Regularity in delivering food grains to school level:

Instructions have been issued to the District Administration to provide food grains (Rice) of best average quality to the schools at least for 3 months in advance. The District Administration will be asked to ensure availability of rice at school point for uninterrupted supply of mid-day meal.

Proposal for placement of funds for procurement of digital weighing machine will be made to MHRD, GoI.

(4) Regularity in delivering cooking cost to school level:

Steps are being taken to release cooking cost to the joint Bank Account of the school meant for MDM Scheme only from District inspector of Schools's level. The role of BDO in releasing cooking cost shall be dispensed with only for quick release of funds.

(5) Social equity:

Nothing to comply.

(6) Variety of menu:

District Administration will be instructed to ensure display of weekly schedule of menu in a flex board at a prominent place of the school for creating awareness among the students, parents and the general public.

(7) Quality & quantity of meal:

DI of Schools must ensure adherence of weekly menu in all schools. The meal must be wholesome, nutritious and of adequate quantity.

(8) Supplementary:

Convergence has been made with the National Rural Health Mission, Department of Health and Family Welfare to strengthen the School Health Programme. State Nodal Officer (MDM) has been designated as the Nodal Officer of the School & Mass Education Deptt. to co-ordinate the School Health Programme.

(9) Status of cook:

Cook-cum-Helper is paid Rs.1000/- as monthly honorarium w.e.f 01.04.2012. Moreover, D.I. of Schools, Headquarters is being authorized to release honorarium direct to the Bank Account of the cook-cum-helper by 7th of the succeeding month. Cook-cum-Helpers are engaged as per GoI norm.

(10) Infrastructure:

Collectors have been instructed to complete all incomplete kitchen-cum-stores on war footing basis to ensure safety and hygiene. They will be reminded to ensure completion by dovetailing funds from other schemes, if required and use of the completed kitchen-cum-stores. Proposal to GoI will be submitted to sanction funds for construction of the kitchen-cum-stores in the left out schools. Request shall be made to the MHRD, GoI to make provision of funds for procurement of LPG gas connection. Instruction will be issued to arrange potable water for cooking and drinking purpose.

(11) Safety and Hygiene:

Nothing to comply

(12) Community Participation:

The teachers and the SMC members shall be requested to motivate the community to supervise mid-day meal every day.

(13) Inspection and Supervision:

The CRCCs will be designated as cluster Nodal Officers for MDM for effective supervision and monitoring. Instructions have been issued to the District authorities several times to visit schools to oversee the feeding programme. However, this aspect is to be streamlined.

(14) Impact

Nothing to comply

(15) Other observations:

- (i) Proposal for placement of funds for construction of permanent dining hall will be given to MHRD, GoI.
- (ii) The DI of Schools will be instructed to see that the school children eat mid-day meal in the school itself.
- (iii) The DI of Schools will be instructed to ensure that the students wash their hands before and after taking meal in Nangamahal Urdu Primary School.
- (iv) The District authorities have been asked to supply best average quality rice to the schools under the programme. The Headmaster of Karanji Gunupur Project UPS instead of returning

the infested rice, has kept the rice in the school. The DI of Schools and the SI of Schools will be instructed to take immediate action on the issue.

Major Issues & Suggestions:

All items have been discussed in the foregoing paragraphs except item No.6, 7, 14, 15 & 19.

Item No.6&7. - The roles of SMC, SHG and teachers relating to MDM management shall be displayed in a flex board in a visible place in school for creating awareness.

Item No. 14 & 15 - MHRD, GoI will be moved for placement of funds for procurement of steel-made storage bins and eating utensils.

Item No. 19 – The District Nodal Officer, Bhadrak is being instructed to ensure that MDM is not served to Class IX and X children. He will ensure that MDM is served to the children who have opted for the same.

Jajpur District

(1) Regularity in serving Meal:

Instructions have been issued from time to time to ensure uninterrupted supply of mid-day meal to the school children. The Sub-Inspector of Schools Headquarters of each Block has been authorized to ensure availability of food grains at school point through the S&T Agent. District Administration is being requested again to look into the problem and ensure availability of rice, fuel and dal at school point.

(2) Trends:

District Administration is being requested to make physical verification of the enrolled children at every school and identify the cases of fake /multiple enrollment for deletion. The teachers and the SMC should motivate the school children to take mid-day meal instead of going home during recess time. Central Govt. grant of Rs.5000/- per school has been provided to 66383 no. of schools in the State. MHRD, GoI has been requested to provide Rs.131.80 lakhs for 2636 units for replacement /procurement of cooking and eating utensils. Action shall be initiated against the erring officials / Programme Implementing Agencies who have shown more consumption of rice in the MDM register than what is required as per MDM norms.

The teacher and the SMC shall motivate the school children to take mid-day meal in school instead of going or bringing food from home or market.

(3) Regularity in delivering food grains to school level:

Instructions have been issued to the District Administration to provide food grains (Rice) of best average quality to the schools at least for 3 months in advance. The District Administration will be asked to ensure availability of rice at school point for uninterrupted supply of mid-day meal.

Due to lack of weighing machine at school level, the Headmaster/ teacher in charge of MDM/ Programme Implementing Agency do not measure the weight of rice supplied. GoI will be moved for placement of funds for procurement of weighing machine.

(4) Regularity in delivering cooking cost to school level:

Steps are being taken to release cooking cost to the joint Bank Account of the school meant for MDM Scheme only from District inspector of Schools's level. The role of BDO in releasing cooking cost shall be dispensed with only for quick release of funds.

(5) Social equity:

Nothing to comply.

(6) Variety of menu:

Nothing to comply

(7) Quality & quantity of meal:

Nothing to comply.

(8) Supplementary:

Convergence has been made with the National Rural Health Mission, Department of Health and Family Welfare to strengthen the School Health Programme. State Nodal Officer (MDM) has been designated as the Nodal Officer of the School & Mass Education Deptt. to co-ordinate the School Health Programme.

(9) Status of cook:

Cook-cum-Helper is paid Rs.1000/- as monthly honorarium w.e.f 01.04.2012. Moreover, D.I. of Schools, Headquarters is being authorized to release honorarium direct to the Bank Account of the cook-cum-helper by 7th of the succeeding month. Cook-cum-Helpers are engaged as per GoI norm.

(10) Infrastructure:

Collectors have been instructed to complete all incomplete kitchen-cum-stores on war footing basis to ensure safety and hygiene. They will be reminded to ensure completion ^{by} dovetailing funds from other schemes, if required and use of the completed kitchen-cum-

stores. Proposal to GoI will be submitted to sanction funds for construction of the kitchen-cum-stores in the left out schools. Request shall be made to the MHRD, GoI to make provision of funds for procurement of LPG gas connection. Instruction will be issued to arrange potable water for cooking and drinking purpose.

(11) Safety and Hygiene:

Nothing to comply

(12) Community Participation:

Nothing to comply.

(13) Inspection and Supervision:

District authorities have been asked to supervise and monitor mid-day meal programme on monthly basis through "Samikshya". All field level officers right from DPC to CRCC have been asked to take up field visits and take corrective actions. Besides 5 parameters such as (i) uninterrupted supply of hot cooked noon meal and adherence to weekly menu, (ii) availability of food grains at school level, (iii) availability of cooking cost at school level (iv) proper storage of food stuff (v) payment of honorarium to cook-cum-helper in time, they have to see other aspects of the scheme. CRCC shall be designated as the cluster level supervising officer of the scheme.

(14) Impact

Nothing to comply

(15) Other observations

Discussed in the foregoing paragraphs.

Major Issues & Suggestions:

Compliance has been made in respect of all items of the issues and suggestions in the foregoing paragraphs except the following items of the suggestions:

Item No.7, 8 & 9. - The roles of SMC, SHG and teachers relating to MDM management shall be displayed in a flex board in a visible place in school for creating awareness.

Item No. 16 & 17 - MHRD, GoI will be moved for placement of funds for procurement of steel-made storage bins and eating utensils.

- * * * -